



2012 BRUINS



Top Row: Assistant Coach Lisa Fernandez, Volunteer Assistant Coach GiOnna DiSalvatore, Jessica Hall, Marti Reed, Kellie Fox, Katie Schroeder, Marisa Schwartz, Destiny Rodino, Aleah Macon, Head Coach Kelly Inouye-Perez, Undergraduate Assistant Coach Monica Harrison, Assistant Coach Gina Vecchione. **Middle Row:** Samantha Camuso, Dani Yudin, Brooke Finley, Andrea Harrison, Ally Carda, Stephany LaRosa, B.B. Bates. **Bottom Row:** Courtney Rivera, Tara Mueller, Devon Lindvall, Alyssa Tiumalu, Talee Snow, Sam Duran, Maddi Mobley

NUMERICAL ROSTER

NO	NAME	POS	HT	B/T	YR	EXP	HOMETOWN (HIGH SCHOOL/LAST SCHOOL)
3	Ally Carda	P/1B	5-8	R/R	FR	HS	Elk Grove, Calif. (Pleasant Grove HS)
4	Marti Reed	UTIL	5-8	R/R	SR	3V	Long Beach, Calif. (Wilson HS)
5	Kaelin Sprawls	UTIL	5-9	R/R	FR	HS	Blythe, Calif. (Palo Verde HS)
7	Samantha Camuso	INF	5-7	L/R	RS SR	3V	Redding, Calif. (Foothill HS)
9	Talee Snow	INF	5-5	R/R	SO	1V	Chino Hills, Calif. (Chino Hills HS)
10	Maddi Mobley	C	5-5	L/R	FR	HS	North Tustin, Calif. (Foothill HS)
11	Stephany LaRosa	INF	5-8	R/R	FR	HS	Diamond Bar, Calif. (Diamond Bar HS)
13	Destiny Rodino	P	5-10	L/L	JR	2V	Valencia, Calif. (Hart HS)
15	Jessica Hall	P/1B	5-9	R/L	SO	1V	Chino Hills, Calif. (Ayala HS)
18	Andrea Harrison	UTIL	5-7	L/L	SR	3V	Garden Grove, Calif. (Pacifica HS)
19	B.B. Bates	OF	5-7	L/R	JR	2V	Victorville, Calif. (Victor Valley HS)
20	Brooke Finley	C	5-7	R/R	SR	3V	San Diego, Calif. (Cathedral Catholic HS)
21	Courtney Rivera	P	5-8	R/R	FR	HS	San Diego, Calif. (Cathedral Catholic HS)
22	Marisa Schwartz	C	5-9	R/R	FR	HS	Camarillo, Calif. (Moorpark HS)
23	Tara Mueller	OF	5-7	L/R	FR	HS	Clovis, Calif. (Clovis HS)
24	Aleah Macon	P	5-9	R/R	SR	2V	Upland, Calif. (Upland HS/Washington)
27	Kellie Fox	INF	5-10	R/R	SO	1V	San Diego, Calif. (Mt. Carmel HS)
28	Sam Duran	INF	5-2	L/R	FR	HS	Whittier, Calif. (California HS)
29	Katie Schroeder	OF	5-10	L/R	RS SR	3V	Yorba Linda, Calif. (Esperanza HS)
34	Alyssa Tiumalu	C/UTIL	5-4	R/R	SO	1V	Elk Grove, Calif. (Pleasant Grove HS)
42	Devon Lindvall	OF/C	5-5	R/R	JR	2V	Stevenson Ranch, Calif. (Hart HS)
44	Dani Yudin	C	5-7	L/R	SR	3V	Coto de Caza, Calif. (Tesoro HS)

ALPHABETICAL ROSTER

NO	NAME	POS	HT	B/T	YR	EXP	HOMETOWN (HIGH SCHOOL/LAST SCHOOL)
19	B.B. Bates	OF	5-7	L/R	JR	2V	Victorville, Calif. (Victor Valley HS)
7	Samantha Camuso	INF	5-7	L/R	RS SR	3V	Redding, Calif. (Foothill HS)
3	Ally Carda	P/1B	5-8	R/R	FR	HS	Elk Grove, Calif. (Pleasant Grove HS)
28	Sam Duran	INF	5-2	L/R	FR	HS	Whittier, Calif. (California HS)
20	Brooke Finley	C	5-7	R/R	SR	3V	San Diego, Calif. (Cathedral Catholic HS)
27	Kellie Fox	INF	5-10	R/R	SO	1V	San Diego, Calif. (Mt. Carmel HS)
15	Jessica Hall	P/1B	5-9	R/L	SO	1V	Chino Hills, Calif. (Ayala HS)
18	Andrea Harrison	UTIL	5-7	L/L	SR	3V	Garden Grove, Calif. (Pacifica HS)
11	Stephany LaRosa	INF	5-8	R/R	FR	HS	Diamond Bar, Calif. (Diamond Bar HS)
42	Devon Lindvall	OF/C	5-5	R/R	JR	2V	Stevenson Ranch, Calif. (Hart HS)
24	Aleah Macon	P	5-9	R/R	SR	2V	Upland, Calif. (Upland HS/Washington)
10	Maddi Mobley	C	5-5	L/R	FR	HS	North Tustin, Calif. (Foothill HS)
23	Tara Mueller	OF	5-7	L/R	FR	HS	Clovis, Calif. (Clovis HS)
4	Marti Reed	UTIL	5-8	R/R	SR	3V	Long Beach, Calif. (Wilson HS)
21	Courtney Rivera	P	5-8	R/R	FR	HS	San Diego, Calif. (Cathedral Catholic HS)
13	Destiny Rodino	P	5-10	L/L	JR	2V	Valencia, Calif. (Hart HS)
29	Katie Schroeder	OF	5-10	L/R	RS SR	3V	Yorba Linda, Calif. (Esperanza HS)
22	Marisa Schwartz	C	5-9	R/R	FR	HS	Camarillo, Calif. (Moorpark HS)
9	Talee Snow	INF	5-5	R/R	SO	1V	Chino Hills, Calif. (Chino Hills HS)
5	Kaelin Sprawls	UTIL	5-9	R/R	FR	HS	Blythe, Calif. (Palo Verde HS)
34	Alyssa Tiumalu	C/UTIL	5-4	R/R	SO	1V	Elk Grove, Calif. (Pleasant Grove HS)
44	Dani Yudin	C	5-7	L/R	SR	3V	Coto de Caza, Calif. (Tesoro HS)

Head Coach: Kelly Inouye-Perez, 6th Year as Head Coach, 19th Year at UCLA (UCLA, 1993)

Assistant Coach: Lisa Fernandez, 14th Year (UCLA, 1995)

Assistant Coach: Gina Vecchione, 13th Year (UCLA, 1984)

Volunteer Assistant Coach: GiOnna DiSalvatore, 1st Year (UCLA, 2011)

Undergraduate Assistant Coach: Monica Harrison, 1st Year

Director of Softball Operations: Noveen Moinpour, 2nd Year (UCLA, 2010)

Team Manager: Monica Aguilar, 1st Year

Softball Sports Information Director: James Ybiernas, 5th Year (Cal State Northridge, 2001)

Softball Athletic Trainer: Christina Gramer, 3rd Year (Western Michigan, 2006)

Student Athletic Trainers: Kira Konat and Lauren Seligman

PRONUNCIATION GUIDE

Samantha Camuso	ca-moo-so
GiOnna DiSalvatore	g-on-na d-sal-va-tor
Andrea Harrison	ON-dray-uh
Devon Lindvall	dev-in
Aleah Macon	uh-lee-uh may-kin
Maddi Mobley	MOB-ley
Destiny Rodino	roe-dee-no
Katie Schroeder	schro-der
Talee Snow	tay-lee
Alyssa Tiumalu	uh-liss-uh tee-ooH-mall-ooH
Dani Yudin	yu-din
Kelly Inouye-Perez	in-no-way
Gina Vecchione	vetch-e-o-nee

IN-SEASON BIRTHDAYS - AGE TURNING IN ()

Stephany LaRosa	Feb. 26 (19)
Alyssa Tiumalu	March 4 (20)
Talee Snow	March 7 (20)
Aleah Macon	March 22 (23)
Tara Mueller	March 23 (19)
Sam Duran	March 28 (19)
Katie Schroeder	April 29 (23)
Andrea Harrison	May 9 (22)
Courtney Rivera	May 27 (19)

ROSTER BY CLASS

Seniors (7) - Samantha Camuso (Redshirt), Brooke Finley, Andrea Harrison, Aleah Macon, Marti Reed, Katie Schroeder (Redshirt), Dani Yudin

Juniors (3) - B.B. Bates, Devon Lindvall, Destiny Rodino

Sophomores (4) - Kellie Fox, Jessica Hall, Talee Snow, Alyssa Tiumalu

Freshmen (8) - Ally Carda, Sam Duran, Stephany LaRosa, Maddi Mobley, Tara Mueller, Courtney Rivera, Marisa Schwartz, Kaelin Sprawls

ROSTER BY POSITION

Pitchers (3) - Aleah Macon, Courtney Rivera, Destiny Rodino

Pitcher/First Base (2) - Ally Carda, Jessica Hall

Infielders (5) - Samantha Camuso, Sam Duran, Kellie Fox, Stephany LaRosa, Talee Snow

Outfielders (3) - B.B. Bates, Tara Mueller, Katie Schroeder

Outfielder/Catcher (1) - Devon Lindvall

Catchers (4) - Brooke Finley, Maddi Mobley, Marisa Schwartz, Dani Yudin

Catcher/Utility (1) - Alyssa Tiumalu

Utility (3) - Andrea Harrison, Marti Reed, Kaelin Sprawls

ROSTER BY HEIGHT

5-2 - Sam Duran

5-4 - Alyssa Tiumalu

5-5 - Devon Lindvall, Maddi Mobley, Talee Snow

5-7 - B.B. Bates, Samantha Camuso, Brooke Finley, Andrea Harrison, Tara Mueller, Dani Yudin

5-8 - Ally Carda, Stephany LaRosa, Marti Reed, Courtney Rivera

5-9 - Jessica Hall, Aleah Macon, Marisa Schwartz, Kaelin Sprawls

5-10 - Kellie Fox, Destiny Rodino, Katie Schroeder

HITTERS BY BATTING STYLE

Righties (13) - Ally Carda, Brooke Finley, Kellie Fox, Jessica Hall, Stephany LaRosa, Devon Lindvall, Aleah Macon, Marti Reed, Courtney Rivera, Marisa Schwartz, Talee Snow, Kaelin Sprawls, Alyssa Tiumalu

Lefties (9) - B.B. Bates, Samantha Camuso, Sam Duran, Andrea Harrison, Maddi Mobley, Tara Mueller, Destiny Rodino, Katie Schroeder, Dani Yudin

PITCHERS BY THROWING STYLE

Righties (3) - Ally Carda, Aleah Macon, Courtney Rivera

Lefties (2) - Jessica Hall, Destiny Rodino



SPLIT-SECOND

WE OWN THAT SPLIT-SECOND.

YOU SPEND HOURS IN THE CAGE. YOU PRACTICE EVERYDAY.
YOU TRAIN YEAR 'ROUND. AND WHEN THE GAME IS ON THE LINE,
YOU HAVE A SPLIT-SECOND TO MAKE ALL THAT TIME WORTH IT.



PROUD OFFICIAL SPONSOR OF UCLA SOFTBALL

EASTONSOFTBALL.COM



#19 B.B. BATES
JR • OF • 5-7
BATS/THROWS: L/R
VICTORVILLE, CALIF.
VICTOR VALLEY HS



2011

Bates was named to the All-Pac-10 honorable mention team, tying for second on the team with 11 home runs, finishing third with 44 runs batted in and tied for fourth with a .324 batting average ... led the Bruins with seven stolen bases and 13 multiple-RBI games, was second with 99 total bases, third in slugging (.563) and sacrifice hits (6) and fourth in runs scored (37) and multi-hit contests (14) ... had hits in four of the five Gainesville Regional contests, driving in a pair against Florida (May 21 and 22) and hitting a two-run homer in the May 21 game ... scored twice and had two hits on a single and a three-run homer at Oregon (May 12) ... belted a go-ahead, three-run shot in the sixth inning on May 13 at Oregon, also posting a sacrifice squeeze bunt for an RBI, with the four RBI tying a career high ... went 3-for-7 (.429) in the Washington series (April 21-23), singling and scoring on April 21, belting a two-run homer on April 22 and singling on April 23 ... posted a pair of singles on April 17 at Arizona State ... produced her second-career, four-hit game versus Loyola Marymount on April 6, falling a double short of the cycle with a single, triple and homer, scoring three times ... went 2-for-3 with two runs scored, two stolen bases and an RBI on April 3 against Oregon State ... drove in five runs in a March 29 doubleheader against UC Santa Barbara ... had two runs scored and three RBI on a two-run homer and a sacrifice fly in game one, while notching a two-run double in the nightcap ... posted hits in all five games at the Long Beach Marriott Invitational, going 10-for-20 (.500) with five RBI, seven runs scored and three doubles ... went 3-for-4 with three runs scored and an RBI against Cal State Fullerton (March 12), adding a two-hit game later that night versus BYU ... scored three times and hit a two-run homer against Saint Mary's on March 13 ... had another three-hit game versus Long Beach State (March 11), scoring and driving in a run ... had a seven-game hitting streak (Feb. 19-26) in which she batted .481 (13-for-27) with three homers, five RBI and seven runs scored ... went 2-for-4 with a two-run double, two runs scored, a walk and a stolen base against Ohio State on Feb. 27 ... had a pair of singles versus Tennessee (Feb. 26) ... singled, scored and stole a base at Cal State Northridge (Feb. 23) ... produced her first ever two-homer and four-hit game on Feb. 20 against Utah State ... also set a career high with four runs scored and tied a personal best with four RBI ... went 2-for-4 in a pair of contests on Feb. 19 against Utah and Portland State, hitting a homer versus the Utes and stealing a base against the Vikings ... had seven RBI in two games on Feb. 12, including four against North Dakota State, going 2-for-4 with a two-run double, an RBI single and a bases-loaded walk ... hit a three-run homer, scored twice, walked and stole a base in the nightcap against UCF ... went 2-for-3 with a two-run double against NDSU on Feb. 11.

CAREER STATISTICS

YEAR	AVG	GP-GS	AB	R	H	2B	3B	HR	RBI	TB	SLG%	BB	HBP	SO	GDP	OB%	SF	SH	SB-ATT
2010	.322	61-61	199	40	64	5	1	5	31	86	.432	16	1	47	1	.372	2	2	6-8
2011	.324	54-54	176	37	57	7	1	11	44	99	.563	11	5	39	2	.376	2	6	7-8
TOTALS	.323	115-115	375	77	121	12	2	16	75	185	.493	27	6	86	3	.374	4	8	13-16



2010

Was named to the All-Pac-10 Freshman Team after finishing fourth on the Bruins with 64 hits and 40 runs scored and first with six stolen bases ... was one of three Bruins to start all 61 contests ... hit .300 (9-for-30) in the postseason with two home runs, four runs batted in and eight runs scored ... produced hits in each of her first five NCAA Tournament contests and eight of the 10, while also scoring runs in eight of 10 ... belted a two-run homer against Georgia in the Women's College World Series semifinals on June 6 ... launched another two-run bomb in the second game of the Super Regionals versus Louisiana-Lafayette (May 30) ... reached three times on two singles and a hit by pitch in the National Championship clinching game against Arizona on June 8 ... scored 11 game-winning runs ... had 17 multiple-hit contests and nine multiple-RBI games ... recorded a nine-game hitting streak from Feb. 21-March 5, going 12-for-31 (.387) with two homers, eight RBI, four runs, seven walks and two steals ... went 2-for-3 with her first collegiate homer, a three-run shot, on Feb. 24 against Cal State Fullerton ... hit a two-run homer in her next game against Colorado State (Feb. 26), going 2-for-4 ... launched a walk-off, three-run jack against California on May 8 ... went 3-for-4 on three occasions against UNLV (March 27), Loyola Marymount (March 28) and Stanford (April 25), driving in three versus Stanford and two versus UNLV ... posted a stretch of five straight, multiple-hit contests from March 26-28, going 5-for-6 with four runs and three runs batted in during a doubleheader against UNLV and 5-for-7 with three RBI in a twinbill at Loyola Marymount ... went 4-for-8 in a doubleheader at CSU Bakersfield (March 21) ... scored twice in a game five times, including three straight (March 26-27) ... stole her first base in her first contest against Florida Atlantic (Feb. 13) and swiped a pair versus UC Davis (Feb. 20) ... did not make an error in 40 chances.

VICTOR VALLEY HIGH SCHOOL

Bates was a three-sport star at Victor Valley High School in Victorville, Calif. ... was a four-time Desert Sky League and All-Area first-team honoree and two-time ('08 and '09) Daily Press Athlete of the Year ... named Cal Hi All-State first-team, EA Sports All-American first-team and Desert Sky League and Citrus Belt Area Athlete of the Year as a senior ... hit .758 in 2009 with seven home runs, 36 RBI and nine stolen bases ... was a second-team all-league honoree and Under Armour High School All-American as a junior, as she batted .765 with five homers, 16 RBI and 14 steals

... led the Desert Sky League in average and on base and slugging percentages all four years and home runs three times ... earned team MVP honors in 2008 and 2009, as the Jackrabbits won a pair of league titles ... coached in softball by Joe Vargas ... also played two years of basketball and track and field ... played club with Corona Angels, placing fifth at the 2007 Nationals and second in 2008.

PERSONAL

Born Barthinia Latoy Bates on June 8, 1991 in San Bernardino, Calif. ... parents are Solette and Roosevelt Bates ... has two older sisters, Laquoia and Sequoia and two younger brothers, Roosevelt and Solomon ... hobbies include music and shopping ... chose UCLA because it was the first college softball team she watched play as a young child and grew up watching the Bruins and dreaming of playing for them ... favorite class is math ... says she most admires former Bruin and Olympian Natasha Watley because she is so quick and her love for the game is amazing ... favorites include actress Jessica Alba, the movie "Express", L.A. Laker Kobe Bryant and singers Usher and Beyonce ... majoring in sociology.

CAREER HIGHS

At-Bats	7, vs. Stanford (4/8/11)
Runs Scored	4, vs. Utah State (2/20/11)
Hits	4, vs. Utah State (2/20/11) and vs. Loyola Marymount (4/6/11)
RBI	4, vs. North Dakota State (2/12/11), vs. Utah State (2/20/11) and at Oregon (5/13/11)
Doubles	1, 12 Times (last vs. UC Santa Barbara, 3/29/11)
Triples	1, vs. Georgia (2/14/10) and vs. Loyola Marymount (4/6/11)
Home Runs	2, vs. Utah State (2/20/11)
Total Bases	10, vs. Utah State (2/20/11)
Walks	2, Four Times (last vs. Arkansas, 2/18/11)
Sacrifice Hits	1, Eight Times (last at Oregon, 5/13/11)
Sacrifice Flies	1, Four Times (last at Florida, 5/22/11)
Stolen Bases	2, vs. UC Davis (2/20/10) and vs. Oregon State (4/3/11)
Hit by Pitches	2, vs. Jacksonville (5/21/11)



#7 SAMANTHA CAMUSO
RS SR • INF • 5-7
BATS/THROWS: L/R
REDDING, CALIF.
FOOTHILL HS



2011

Camuso hit .190 (12-for-63) with two runs batted in, two doubles, five walks and three hit by pitches ... made 22 starts (4 at 2B, 17 at DP, 1 at 1B) ... went 4-for-16 (.250) at the Gainesville Regional with a run scored, an RBI and two walks ... had two hits, a walk and a run against Jacksonville on May 21 ... posted an RBI single at Florida on May 22 ... reached base in all three games against Arizona (May 6-8), going 3-for-6 (.500) with three walks and a double while starting her first three career contests at second base ... walked twice on May 6, had a double and a walk on May 7 and posted a pair of singles on May 8 ... had an RBI double on April 29 at Cal and also singled the next day ... made her season debut on April 6 against Loyola Marymount after undergoing hip surgery in December ... posted a single versus LMU and a pair of singles on April 8 against Stanford ... was hit by a pitch on April 21 and 23 against Washington ... named to the Pac-10 All-Academic Second Team.

2010

Had an outstanding NCAA Tournament that saw her hit .467 (14-for-30) with a team-best eight homers, 21 runs batted in and a 1.400 slugging percentage, to go with 11 runs scored and four doubles ... was named to the Women's College World Series All-Tournament Team, batting .375 (6-for-16) in Oklahoma City with three homers and seven RBI ... hit .326 on the season with 16 home runs and 53 RBI ... tied for 37th in the nation in home runs ... was third on the team with a .669 slugging percentage, tied for third in runs batted in, fourth in home runs and fifth in total bases (115) and walks (23) ... went 2-for-4 with two runs scored and a solo homer in the National Championship clinching game against Arizona on June 8 ... reached in all three plate appearances against Georgia (June 6) in the WCWS semifinals on a three-run homer, a walk and a hit by pitch ... launched a two-run homer against Hawai'i on June 4 and went 2-for-4 with an RBI and a pair of doubles in the WCWS opener versus Florida (June 3) ... hit home runs in each of the first five postseason games ... went 2-for-2 with a three-run homer and an RBI double in the tournament opener against Saint Mary's (May 21) ... hit a solo homer against San Diego State (May 22) and a two-run shot versus Fresno State (May 23) in the Regional Championship game ... went 3-for-3 with a solo homer and a two-run double in the first Super Regional contest against Louisiana-Lafayette (May 29) ... hit a grand slam in the Super Regional clincher on May 30 ... had 14 multiple-hit games and 13 multiple-RBI contests ... tied a season high with four runs batted in during the first game of a twinbill at UC Santa Barbara (Feb. 17), going 2-for-2 with a three-run homer, two runs scored and two walks ... hit a pair of long balls on Feb. 19 at the Stacy Winsberg Memorial Tournament, going 2-for-2 with three RBI and two runs against Cal State Northridge, while hitting a three-run bomb against Cal Poly ... also homered twice on Feb. 26 at the Cathedral City Classic, going 2-for-2 with a solo bomb against Colorado State and 2-for-3 with a two-run shot versus Texas ... went 4-for-5 with three RBI and three runs at the San Diego Classic (March 5-6) in games against Fresno State and UTEP ... had three hits and scored twice in the first game of a doubleheader at CSU Bakersfield on March 21 ... also homered against Florida Atlantic (Feb. 13), Washington (April 2) and Stanford (April 23) ... ranked eighth among Pac-10 players in slugging, tied for eighth in homers and tied for 10th in total bases ... was named to the ESPN/CoSIDA Academic All-District Team and the Pac-10 All-Academic Second Team.

CAREER STATISTICS

YEAR	AVG	GP-GS	AB	R	H	2B	3B	HR	RBI	TB	SLG%	BB	HBP	SO	GDP	OB%	SF	SH	SB-ATT
2008	.366	60-60	175	25	64	16	2	4	36	96	.549	19	3	35	3	.434	1	2	1-1
2010	.326	59-59	172	34	56	7	2	16	53	115	.669	23	4	46	6	.415	1	1	0-0
2011	.190	22-22	63	1	12	2	0	0	2	14	.222	5	3	16	0	.282	0	0	0-0
TOTALS	.322	141-141	410	60	132	25	4	20	91	225	.549	47	10	97	9	.403	2	3	1-1



2009

Missed the entire season after undergoing right shoulder surgery in January and earned a medical redshirt.

2008

Was one of three Bruins to start all 60 games, making 58 starts in right field and two in left ... led the team with a .366 batting average, tied for third with four home runs and was fourth with 36 runs batted in ... was also second in slugging percentage (.549), tied for second with 16 doubles and a .434 on base percentage, third in total bases (96) and tied for first in triples (2) ... named second-team All-Pacific Region and All-Pac-10, and honored on the All-Pac-10 Freshman first team ... ranked fourth among All-Pac-10 players in batting average, tied for fifth in doubles and tied for 10th in hits ... set a UCLA single-game record with five runs scored against Santa Clara on Feb. 9 ... also went 4-for-4 with seven RBI and a home run against the Broncos ... collected her first collegiate RBI in the season opener against Nevada (Feb. 8) and belted her first career homer, a two-run shot, later that day against Oklahoma, going 2-for-3 with two runs scored ... went 5-for-10 (.500) with three runs and three RBI during the Regionals (May 16-18), hitting two home runs against Nevada (May 17 and 18) ... hit the go-ahead bomb in the sixth inning of the Regional-clinching game to lift the Bruins to a 4-3 victory ... went 2-for-3 with a run, a walk and a double in Game 1 of the Super Regionals against Georgia (May 24) ... earned Pac-10 Player of the Week honors on April 8 after going 6-for-13 (.462) with two RBI in wins over Washington, Stanford and California (twice) ... had 18 multiple-hit contests, which was third on the squad ... posted three-hit games against Cal State Bakersfield (Feb. 27), San Diego (Feb. 29) and Stanford (April 27), as well as 14 two-hit contests ... registered eight multiple-RBI games ... had an RBI in every game of the San Diego Classic (Feb. 29-March 2), finishing the weekend with seven runs batted in and a .533 average (8-for-15) ... recorded six game-winning RBI ... drove in the go-ahead run on a sacrifice fly in the top of the ninth against San Diego State on March 1 and had a walk-off game winner on an RBI double against nationally-ranked Long Beach State on March 9 ... was a Top 25 finalist for the USA Softball Player of the Year award.

FOOTHILL HIGH SCHOOL

Camuso played four years of softball and two seasons of basketball at Foothill High School in Palo Cedro, Calif. ... named All-Eastern League first team each season and three-time all-section ... received Northern Section MVP and CalHi All-State underclassman team accolades her final two

seasons ... earned Team MVP honors with the Cougars in 2006 and 2007 ... was named first-team All-American by NFCA as a junior and by EA Sports as a senior ... earned Foothill Scholar Athlete of the Year plaudits in 2007 ... helped Foothill High School to the school's first softball section championship in her senior season ... hit .711 during her senior year, the third-best total in the state, with 57 runs scored, 10 home runs and a state-best 69 hits ... earned All-League honors in basketball in 2006 ... had the highest GPA in her graduating class and was an AP Scholar with Honors.

PERSONAL

Born Samantha Ashley Camuso on Dec. 21, 1988 in San Jose, Calif. ... parents are Becky and Kenny Camuso ... has two younger sisters, Mandy, a senior infielder at Saint Mary's, and Mia ... father played baseball at De Anza Community College and grandfather Chuck was an NBA official and coaches high school baseball ... chose UCLA to be challenged both athletically and academically and to be part of a winning tradition ... favorite academic class is biology ... lists her biggest athletic highlight as making a verbal commitment to UCLA ... admires former Bruin Dot Richardson for her accomplishments both in softball and as an orthopedic surgeon ... favorites include the movie "Rudy", actor Adam Sandler, the band Rascal Flatts and eating Grammy Camuso's spaghetti ... hobbies include hitting with her dad ... majoring in psychobiology.

CAREER HIGHS

At-Bats	6, vs. Stanford (4/8/11)
Runs Scored	5, vs. Santa Clara (2/9/08)
Hits	4, vs. Santa Clara (2/9/08)
Runs Batted In	7, vs. Santa Clara (2/9/08)
Doubles	2, at San Diego (2/29/08) and vs. Florida (6/3/10)
Triples	1, Four Times (last vs. Arizona State, 4/9/10)
Home Runs	1, 20 Times (last vs. Arizona, 6/8/10)
Total Bases	7, vs. Santa Clara (2/9/08) and vs. Louisiana-Lafayette (5/29/10)
Walks	2, Five Times (last vs. Arizona, 5/6/11)
Sacrifice Hits	1, vs. Long Beach St. (3/9/08), at Cal (4/25/08) and at CS Bakersfield (3/21/10)
Sacrifice Flies	1, at San Diego State (3/1/08) and vs. Georgia (2/14/10)
Stolen Bases	1, at San Diego (2/29/08)
Hit by Pitches	1, 10 Times (last at Oregon, 5/12/11)



#20 BROOKE FINLEY
SR • C • 5-7
BATS/THROWS: R/R
SAN DIEGO, CALIF.
CATHEDRAL CATHOLIC HS



2011

Finley was named to UCLA's All-Academic Team and was an NFCA All-America Scholar Athlete ... also named one of UCLA's 20 Most Distinguished Seniors for 2011-12.

2010

Was a member of the UCLA National Championship team in 2010.

2009

Named BruWin of the month for February.

CATHEDRAL CATHOLIC HIGH SCHOOL

Finley played two years of catcher and outfield at Cathedral Catholic High School in Del Mar, Calif. ... was a two-time team captain and earned Most Inspirational and Coaches' awards ... voted DAMA of the Year, awarded to the top student of the year ... was also a team manager for the CIF champion girls' varsity basketball team ... was the Senior Class President ... earned the Pepsi Leadership Award in 2008 ... was featured as a student sportscaster on KUSI's Prep Pigskin Report ... also awarded outstanding sophomore and junior of the year honors.

PERSONAL

Born Brooke Marie Finley on June 21, 1990 in San Diego, Calif. ... parents are Tricia and David Finley ... father is the Director of Player Personnel for the Boston Red Sox ... is the oldest of three children and has a younger sister, Brittany and a younger brother, Drew ... is a member of the Bruin Athletic Council, Student-Athlete Mentors and the Pi Sigma Alpha Political Science Honor Society ... chosen as one of three undergraduate students to serve as a Wellness Advisor on the Counseling and Psychological Services' Student Wellness Committee ... wrote and co-produced in the summer of 2011 an Alcohol Awareness Video as part of an Alcohol Awareness Campaign for UCLA's Freshmen Orientation ... represented UCLA at the APPLE Conference with other NCAA athletes and administrators to discuss and promote student-athlete health and wellness ... interned for the San Diego Padres ... also currently serving on the NCAA Certification Compliance Committee ... chose UCLA because of its gorgeous campus and accomplishments in both athletics and academics ... athlete she admires the most is Boston Red Sox infielder Dustin Pedroia for his perseverance and his all or nothing attitude ... favorites include eating ice cream and self-serve frozen yogurt, watching romantic comedies and spending time with friends and family ... would love to meet Vice President Joe Biden ... majoring in political science and would like to start a career in sports law.



#27 KELLIE FOX
SO • INF • 5-10
BATS/THROWS: R/R
SAN DIEGO, CALIF.
MT. CARMEL HS

2011

Fox was named to the All-Pac-10 first team and the All-Freshman squad after placing tied for second on the team with 11 home runs, solo second with 45 runs batted in, a .608 slugging, eight sacrifice hits and six stolen bases, tied for first with 29 walks and third with a .342 batting average, 96 total bases and a .445 on base percentage ... had 10 multiple-RBI games, which was second on the club, and 11 multi-hit contests ... one of three Bruins to start all 55 games, all at shortstop ... posted hits in three games at the Gainesville Regional, going 2-for-5 with a run scored against Jacksonville on May 21 ... went 3-for-8 (.375) in the Arizona series (May 6-8) with a solo homer in game one ... smashed a three-run homer on April 21 against Washington, going 2-for-3, and was walked three times on April 22 ... belted her second grand slam of the season in the first inning of an April 15 win at Arizona State ... went 2-for-4 with two RBI and a double versus Loyola Marymount on April 6 ... posted an eight-game hitting streak from March 12-April 2, batting .450 (9-for-20) with 13 RBI (at least one in each of the last seven contests of the streak), seven runs scored, three homers and eight walks ... had three RBI on a two-run homer and an RBI groundout, also scoring and walking twice on April 2 against Oregon State ... went 2-for-2 with two runs scored and a two-run homer versus Ohio on March 24 ... posted her second, nine-game hitting streak of the season (Feb. 25-March 11), batting .500 (14-for-28) with six RBI, nine runs scored, two homers and three stolen bases ... hit a three-run homer against BYU on March 12 ... posted her first-career, two-homer game against San Diego State on March 5, belting a two-run shot and a solo bomb ... went 2-for-3 with an RBI on a bases-loaded walk against BYU (March 4) ... went 7-for-17 (.412) at the Cathedral City Classic with four runs scored ... had a pair of singles, two runs scored, an RBI and her first collegiate stolen base against Ohio State (Feb. 27) ... went 2-for-3 with a sacrifice bunt earlier in the day versus Northwestern ... posted two singles and scored a run against Oklahoma (Feb. 25) ... hit a grand slam at Northridge on Feb. 23 ... had hits in each of her first nine collegiate games, batting .480 (12-for-25) with two homers, 11 RBI and 10 runs scored ... went 3-for-3 with two doubles, an RBI and a walk against Arkansas on Feb. 18 ... posted two singles and drove in a run versus Utah on Feb. 19 ... hit her first collegiate homer, a solo shot, on Feb. 11 against North Dakota State ... added a three-run bomb on Feb. 12 against UCF, also scoring twice and drawing a walk ... scored three times and had an RBI double with a walk in the season opener versus Utah State (Feb. 11) ... drove in a pair on a bases-loaded walk and an RBI single against North Dakota State (Feb. 12).

CAREER STATISTICS

YEAR	AVG	GP-GS	AB	R	H	2B	3B	HR	RBI	TB	SLG%	BB	HBP	SO	GDP	OB%	SF	SH	SB-ATT
2011	.342	55-55	158	35	54	9	0	11	45	96	.608	29	2	29	2	.445	2	8	6-8

MT. CARMEL HIGH SCHOOL

Fox was a two-sport standout at Mt. Carmel High School in San Diego, Calif. ... played four years of varsity softball and soccer ... earned all-league, all-county and all-section honors each season ... as a senior, was the CalHiSports CIF Division II Player of the Year and first-team All-Valley League, North County Times and Union Tribune All-Section ... hit .454 in 2010 with seven home runs, 38 runs batted in, 13 doubles and 10 stolen bases ... was named an Under Armour All-American as a sophomore and senior ... as a junior, set single-season, school records for homers (10), RBI (49), on base percentage (.576) and slugging (.971), adding a .491 batting average, 16 doubles and 12 steals ... helped the Sundevils to four CIF Division II and league titles ... coached by Cesar and Ruby Chavez ... played club with San Diego Renegades.

PERSONAL

Born Kellie Lynn Fox on Oct. 30, 1991 in San Diego, Calif. ... parents are Jennifer and Michael Fox ... has an older sister Kristie, who played softball for Arizona, and a younger brother, Kory ... says she chose UCLA because it is the best school not only in academics but also has a long lasting tradition in sports ... favorites include the television show "One Tree Hill", singer Taylor Swift, eating sushi and the San Diego Chargers ... lists her biggest athletic thrill as winning CIF titles all four years and being honored as an Under Armour All-American ... majoring in women's studies.

CAREER HIGHS

At-Bats	6, vs. Stanford (4/8/11)
Runs Scored	3, vs. Utah State (2/11/11)
Hits	3, vs. Arkansas (2/18/11)
Runs Batted In	4, at Cal State Northridge (2/23/11) and at Arizona State (4/15/11)
Doubles	2, vs. Arkansas (2/18/11)
Home Runs	2, at San Diego State (3/5/11)
Total Bases	8, at San Diego State (3/5/11)
Walks	3, vs. Washington (4/22/11)
Stolen Bases	1, Six Times (last at Oregon, 5/14/11)
Sacrifice Hits	1, Eight Times (last vs. Arizona, 5/8/11)
Sacrifice Flies	1, vs. Long Beach State (3/11/11) and vs. Oregon State (4/1/11)
Hit by Pitch	1, vs. Sacramento State (3/11/11) and at Florida (5/22/11)



#15 JESSICA HALL
SO • P/1B • 5-9
BATS/THROWS: R/L
CHINO HILLS, CALIF.
AYALA HS



2011

Hall, who was named to the Pac-10 All-Freshman Team, led the Bruins in wins with a 16-9 record, holding a 2.59 earned run average and 114 strikeouts in 137 2/3 innings ... had 10 complete games, three shutouts and two saves ... allowed only one earned run and two hits over four innings in four relief appearances at the Gainesville Regional ... struck out four and gave up a run and two hits in five innings of relief to pick up the win at Oregon on May 13 ... earned a save on May 8 against Arizona with two hitless innings of relief, striking out three and walking one ... tossed 3 1/3 frames of shutout relief on May 6 versus the Wildcats, fanning one and giving up one hit and two walks ... started the last two games of the Washington series and tossed six shutout innings ... went four on April 22, striking out four and giving up five hits in a win ... earned a no-decision on April 23, fanning two and giving up three hits in two frames ... started on April 6 against Loyola Marymount and tossed four innings of one-hit ball in a no-decision, striking out five and retiring the first 11 batters she faced and 12 of the 13 ... picked up a win on April 2 against Oregon State, allowing a run and three hits in five innings with one strikeout ... struck out seven and allowed one unearned run in four innings in a one-hit win against UC Santa Barbara (Game 1) on March 29 ... went the distance in a win against Sacramento State on March 11, striking out five and giving up three runs and eight hits ... tied a season high with eight strikeouts in a complete-game victory over Saint Mary's, allowing a run and three hits ... took a no-hitter into the sixth inning against Cal Poly on March 5, finishing with a two-hit shutout, striking out three ... tossed another complete game earlier in the day against San Diego State, fanning four and giving up a run, six hits and a walk ... earned the win versus BYU on March 4, striking out three and allowing one run and three hits in four innings ... also threw 2 2/3 frames of relief against Baylor later that night, striking out three and giving up a run, three hits and a walk ... earned her first career save against Oklahoma on Feb. 25, tossing two innings of shutout relief, striking out three and giving up only two hits ... allowed only two earned runs while striking out seven in a complete-game win over Ohio State (Feb. 27) ... fanned a season-best eight against Florida on Feb. 25 ... threw four innings of one-hit ball in a win at Cal State Northridge on Feb. 23 ... tossed a complete-game, two-hitter versus Portland State on Feb. 19 ... also earned wins against Utah (Feb. 19) and Utah State (Feb. 20) at the Louisville Slugger Desert Classic ... pitched in 14 of 15 games from Feb. 18-March 11 ... threw a two-hitter in her collegiate pitching debut against North Dakota State (Feb. 11), striking out seven and giving up only one walk ... earned her second win on Feb. 12 versus UCF, fanning six and giving up one earned run and three hits ... hit .284 at the plate with five home runs, 10 runs batted in, 11 runs scored, 16 walks and a .430 on base percentage ... went 2-for-2 with a solo homer and two runs scored in the first game of a March 29 twinbill versus UCSB ... hit a solo homer and walked twice against Northwestern on Feb. 27, going 2-for-3 with a run and a walk later in the day versus Ohio State ... went 2-for-3 with a solo homer and an RBI single against Utah State ... had a pair of singles

versus Utah ... homered twice on Feb. 11 ... hit a solo homer and was hit by a pitch with the bases loaded in her debut against Utah State (Feb. 11), also drawing a walk ... smashed a two-run homer later that night vs. NDSU ... was hit, walked twice and scored two times against NDSU on Feb. 12.

AYALA HIGH SCHOOL

Hall was a four-year varsity pitcher at Ayala High School in Chino Hills, Calif. ... was named California's Gatorade Player of the Year in 2010, as well as Los Angeles Times and Cal Hi Sports Ms. California POY ... went 28-3 in the circle as a senior with a 0.68 earned run average and 336 strikeouts in 204 2/3 innings ... hit .340 at the plate with five home runs, 26 runs scored and 32 runs batted in ... earned ESPN Rise and Max Preps All-American honors, as well as CIF Division III POY accolades ... named first-team, all-league every year, Sierra League MVP, All-CIF, All-Valley in each of her last three seasons and All-State in '09 and '10 ... helped the Bulldogs to a CIF D-III Southern Section Championship in 2010 and three Sierra League titles (2008-10) ... coached by John Ameluxen ... played club with Corona Angels under coach Marty Tyson ... finished third at Nationals in 2010 and second in 2008 and 2007.

PERSONAL

Born Jessica Brianne Hall on July 1, 1992 in Pomona, Calif. ... parents are Debbie and Charlie Hall ... has an older brother, Wesley and a younger brother, Jakeb ... chose to attend UCLA because it is her dream school, it has a great education, it has the most NCAA Championships and it is close to home ... thing she likes the most about softball is being able to pitch and hit ... favorites include the TV show "Chelsea Lately", the movie "Across the Universe", the band Kings of Leon and New York Yankees' shortstop Derek Jeter ... lists her biggest athletic highlight as winning a CIF title and competing in the biggest games ... hobbies include playing volleyball and hacky sack ... favorite class is english ... undecided on a major.

CAREER HIGHS

AT-BATS	4, Five Times (last at Oregon, 5/13/11)
Runs Scored	2, vs. North Dakota State (2/12/11) and vs. UC Santa Barbara (3/29/11)
Hits	2, Four Times (last vs. UC Santa Barbara, 3/29/11)
Runs Batted In	2, vs. Utah State (2/11/11 & 2/20/11) and vs. North Dakota State (2/11/11)
Doubles	1, vs. Loyola Marymount (4/6/11)
Home Runs	1, Five Times (last vs. UC Santa Barbara, 3/29/11)
Total Bases	5, vs. Utah State (2/20/11) and vs. UC Santa Barbara (3/29/11)
Walks	2, Four Times (last vs. Oregon State, 4/2/11)
HBP's	1, vs. Utah St. (2/11/11), vs. North Dakota St. (2/12/11) and vs. Oregon St. (4/2/11)

CAREER STATISTICS

YEAR	AVG	GP-GS	AB	R	H	2B	3B	HR	RBI	TB	SLG%	BB	HBP	SO	GDP	OB%	SF	SH	SB-ATT
2011	.284	31-28	74	11	21	1	0	5	10	37	.500	16	3	23	1	.430	0	0	0-1

CAREER STATISTICS

YEAR	ERA	W-L	APP	GS	CG	SHO/CBO	SV	IP	H	R	ER	BB	SO
2011	2.59	16-9	35	24	10	3/2	2	137.2	111	61	51	70	114

CAREER HIGHS

INNINGS	7.0, 7 Times (last vs. Sacramento St., 3/11/11)
K's	8, vs. Florida (2/25/11) & vs. St. Mary's (3/13/11)



The Apparel Of Champions





#18 ANDREA HARRISON
SR • UTIL • 5-7
BATS/THROWS: L/L
GARDEN GROVE, CALIF.
PACIFICA HS



2011

Harrison was named a first-team NFCA All-American, first-team NFCA All-West Region and first-team All-Pac-10 after leading the Bruins in batting average (.409), home runs (15), runs batted in (52), total bases (126), hits (67), slugging (.768) and on base percentage (.512) ... was also tied for first with 29 walks, tied for second with 12 doubles and third with 39 runs scored and seven hit by pitches ... led the squad with 20 multiple-hit games and tied for second with 10 multi-RBI contests ... was one of three Bruins to start all 55 games, making 36 starts in left and 19 at first base ... made only one error in 163 chances for a .994 fielding percentage ... had a hit in four of five Gainesville Regional games, going 9-for-16 (.563) with six RBI, two homers and four runs scored ... recorded her first-career, five-hit game against Jacksonville on May 21, going 5-for-5 with four RBI, two homers and a double ... went 2-for-3 with an RBI triple versus Jacksonville on May 20 ... had a pair of hits twice against Oregon (May 12 and 13), driving in a run in the first game ... recorded a pair of singles, a run and an RBI on May 8 against Arizona ... went 5-for-10 (.500) in the Cal series (April 29-May 1), going 3-for-3 with two doubles and a single in game one ... posted hits in all three games against Washington (April 21-23), going 4-for-10 (.400) with a single on April 21, a two-run homer on April 22 and a pair of singles on April 23 ... had six straight multiple-hit games from March 29-April 8 ... produced hits in 12 of 13 contests from March 11-April 8, hitting .718 with six homers, 24 RBI and 16 runs during that stretch ... went 3-for-6 with three RBI and a pair of homers, including a solo, walk-off shot in the bottom of the 14th inning on April 8 against Stanford ... had a pair of hits and an RBI on April 6 versus Loyola Marymount ... was named Pac-10 Player of the Week for the second time of the season (third career) on April 12 after hitting .833 (10-for-12) in five games with nine RBI, eight runs and two homers ... became the first Bruin to post at least six RBI in a game three times in a UCLA career on April 3 against Oregon State, going 2-for-2 with a grand slam, an RBI single and a sacrifice fly ... notched her second-career, four-hit game on April 1 and went 2-for-3 with three runs scored on April 2 ... posted a seven-game hitting streak from March 5-24, batting .667 (14-for-21) with 11 RBI, seven runs scored, six doubles and two homers ... went 2-for-2 with a three-run homer in the second game of a doubleheader against UC Santa Barbara on March 29 ... was named Pac-10 Player of the Week on March 15 after hitting .750 (12-for-16) at the Long Beach Marriott Invitational (March 11-13) with 10 RBI, five runs, two homers and five doubles ... posted her first-career, four-hit game against Cal State Fullerton on March 12, driving in four runs ... went 3-for-3 with five RBI, a homer and a double versus Saint Mary's (March 13) ... notched a pair of two-hit games on March 11 with two doubles and a run scored against Sacramento State and a double and a homer versus Long Beach State ... walked three times, scored a run and stole her first collegiate base against Cal Poly on March 5 ... belted a three-run homer against BYU on March 4, also walking and getting hit by a pitch ... hit solo homers against Cal State Northridge on Feb. 23 and Utah on Feb. 19 ... went 10-for-17 (.588) during the Stacy Winsberg Memorial Tournament with 12 RBI, eight runs scored, three home runs and three walks ... tied career highs with three hits, two homers (fifth-career, two-homer game) and six RBI against San Diego State on Feb. 13 ... had a three-run homer, a two-run shot and an RBI single against the Aztecs, also reaching on a walk in her other plate appearance ... went 3-for-4 with three runs and four RBI on a two-run homer and a two-run single versus Utah State (Feb. 11) ... in two games versus North Dakota State, had two hits and an RBI single (Feb. 11) and notched an RBI double and two runs scored (Feb. 12).

CAREER STATISTICS

YEAR	AVG	GP-GS	AB	R	H	2B	3B	HR	RBI	TB	SLG%	BB	HBP	SO	GDP	OB%	SF	SH	SB-ATT
2009	.303	56-56	165	23	50	9	0	8	34	83	.503	19	3	36	0	.385	0	12	0-1
2010	.343	58-58	198	35	68	15	0	17	55	134	.677	13	6	20	2	.399	1	3	0-0
2011	.409	55-55	164	39	67	12	1	15	52	126	.768	29	7	19	0	.512	1	1	1-2
TOTALS	.351	169-169	527	97	185	36	1	40	141	343	.651	61	16	75	2	.432	2	16	1-3



2010

Was named to the Women's College World Series All-Tournament Team after setting a WCWS record with 11 runs batted in and tying a Series mark with four home runs ... earned NFCA All-Region and first-team All-Pac-10 honors ... was third on the team with a .343 batting average and 17 homers and second with 55 RBI, a .677 slugging percentage and 134 total bases ... was also tied for second with 15 doubles, 68 hits and six hit by pitches ... tied for 28th nationally in home runs and was 44th in RBI per game ... hit .282 (11-for-39) in the postseason with four homers and 14 RBI and .286 (6-for-21) in Oklahoma City ... hit the first grand slam in WCWS Finals history in the National Championship clinching game against Arizona on June 8 ... went 2-for-4 with a double in the first matchup of the Finals (June 7) ... tied a World Series record with two home runs in the opener versus Florida (June 3) on a pair of three-run shots ... became the 12th Bruin to drive in at least six runs in a contest ... also launched a solo homer against Hawai'i on June 4 ... had five game-winning RBI on the season, including a walk-off single in the bottom of the seventh in the Regionals against San Diego State on May 22 ... posted a pair of RBI in the first game of the Super Regionals versus Louisiana-Lafayette (May 29) ... had hits in eight of the 10 postseason contests, including a pair in the NCAA Tournament opener against Saint Mary's (May 21) ... was second on the squad with 15 multiple-RBI contests and third with 22 multi-hit games ... produced a pair of double-figure hitting streaks, including a team-best 11-game stretch from March 21-April 10 ... hit .459 (17-for-37) during that streak with 14 runs batted in, six home runs, 10 runs scored and five doubles ... had six multi-hit and five multi-RBI games during the streak and drove in a run in each of the last seven contests ... had a pair of hits and a two-run homer against CSU Bakersfield (March 21) and Long Beach State (March 26) ... notched two hits, two runs and two RBI in both ends of a doubleheader at Loyola Marymount on March 28, smacking a two-run shot in the first game and a pair of solo bombs in the nightcap for her first career two-homer contest ... homered in her third straight game, a solo shot, on April 9 against Arizona State ... drove in three and scored twice against UNLV (March 27) ... tallied a 10-game hitting streak from Feb. 19-27, batting .417 (15-for-36) with six RBI, two homers and seven runs scored ... had five multiple-hit contests during the streak, belting solo home runs against Cal State Northridge (Feb. 19) and Baylor (Feb. 27) ... was named Pac-10 Player of the Week after hitting a pair of home runs in back-to-back games against Oregon on May 1 and 2 ... went 3-for-3 with a pair of two-run bombs and three runs scored on May 1 and 2-for-3 with another pair of two-run shots and two runs scored on May 2 ... added a two-run homer at Stanford on April 24 ... had two RBI in three straight contests against Oregon State (April 18) and Stanford (April 23-24) ... crossed home plate multiple times on 10 occasions ... ranked fourth among Pac-10 players in total bases and doubles (tied), tied for sixth in home runs, seventh in slugging, ninth in RBI and tied for 10th in hits.

2009

Was named to the Pac-10 All-Freshman and honorable mention All-Pac-10 teams after her first season ... started all 56 games in left field ... led the Bruins with 12 sacrifice hits ... hit .303 with eight home runs and 34 runs batted in, which was fourth on the team ... tied for fourth with nine doubles ... had 19 walks and a .503 slugging percentage ... tied for first among Pac-10 players in sacrifices ... posted 14 multiple-hit games, going 3-for-3 with a pair of doubles against Stanford on May 9 ... had 13 two-hit contests, including eight during the first month of the season ... notched

an eight-game hitting streak from March 28 to April 17, batting .391 (9-for-23) with three runs scored and three runs batted in ... tied for third on the squad with 11 multi-RBI contests ... drove in a season-high four and had a three-run homer at Arizona State on April 25 ... went 2-for-4 with three RBI, two runs scored and a bomb at UNLV (Feb. 13) ... also had three RBI, going 2-for-3 against Longwood on March 8 ... had eight games with at least two hits and a pair of RBI ... tallied four game-winning RBI ... hit a walk-off, two-run homer in the 11th inning against Washington on April 10 ... also homered against San Diego State (Feb. 8), Kentucky (Feb. 14), Maryland (Feb. 22), Arizona State (April 26) and Fresno State (May 17) ... scored twice in a game three times against UNLV, North Carolina State (Feb. 21) and Fresno State.

PACIFICA HIGH SCHOOL

Harrison was a four-year letterwinner at Pacifica High School in Garden Grove, Calif. ... was named Orange County Register Player of the Year following her senior season after hitting .393 with 13 homers and 44 RBI ... was a four-time all-league selection and was named Empire League MVP in 2008 ... also earned NFCA All-American, All-State and All-Region accolades as a junior and senior ... recorded a .410 career batting average and 24 home runs, as well as 127 runs batted in, an Orange County record ... helped the Mariners to a 2007 CIF Championship and was Most Valuable Player of the CIF Division II Tournament in 2008 ... played club with OC Batbusters, which won the 2006 18-U Gold Nationals Championship.

PERSONAL

Born Andrea Kelley Harrison on May 9, 1990 in Newport Beach, Calif. ... parents are Scott and Rita Harrison ... has two older sisters, Maria and Monica, a senior shortstop on the UCLA softball team ... chose UCLA because it is the best place for academics and athletics ... hobbies include going to the beach and singing all types of music at every hour of the day ... lists her biggest athletic thrill as winning a National Championship in 2010 ... favorites include the television show "Law and Order: SVU", country music and the Los Angeles Lakers ... majoring in history with plans to be a historian, focusing on U.S. history with an emphasis on the Civil War.

CAREER HIGHS

At-Bats	6, vs. Stanford (4/8/11)
Runs Scored	3, vs. Oregon (5/1/10), vs. Utah State (2/11/11) and vs. Oregon State (4/2/11)
Hits	5, vs. Jacksonville (5/21/11)
Runs Batted In	6, vs. Florida (6/3/10), vs. San Diego St. (2/13/11) and vs. Oregon St. (4/3/11)
Doubles	2, vs. Stanford (5/9/09), at Oregon St. (4/16/10) and vs. Sacramento St. (3/11/11)
Triples	1, vs. Jacksonville (5/20/11)
Home Runs	2, Seven Times (last vs. Jacksonville, 5/21/11)
Total Bases	12, vs. Jacksonville (5/21/11)
Walks	3, at California (3/28/09), vs. Cal Poly (3/5/11) and vs. Stanford (4/9/11)
Sacrifice Hits	1, 16 Times (last vs. Arkansas, 2/18/11)
Sacrifice Flies	1, vs. California (5/9/10) and vs. Oregon State (4/3/11)
Stolen Bases	1, vs. Cal Poly (3/5/11)
Hit by Pitches	1, 16 Times (last at Florida, 5/22/11)



**#42 DEVON LINDVALL
JR • OF/C • 5-5
BATS/THROWS: R/R
STEVENSON RANCH, CALIF.
HART HS**



2011

Lindvall hit .266 with three home runs, 16 runs batted in, 17 runs scored, 11 walks, five hit by pitches and two stolen bases ... made 27 starts (13 in LF, 7 at DP, 5 in CF, 1 in RF, 1 at 1B) ... went 3-for-9 (.333) in the Oregon series, hitting a game-tying, two-run homer on May 13 and singling in the other two contests ... went 2-for-3 with a solo homer and an RBI single on May 8 against Arizona, adding two sacrifice hits on May 7 ... scored as a pinch-runner in three straight appearances (April 21 and 23 against Washington, May 1 at California) ... was hit as a pinch-hitter on April 17 at Arizona State ... had an RBI single, a walk and scored a run on April 1 against Oregon State ... walked and scored against Ohio on March 24 ... walked, was hit and scored against Sacramento State (March 11) ... posted an RBI single versus BYU on March 12 ... had a single, was hit and posted her first-career, two stolen base game at San Diego State on March 5 ... was hit and walked against Cal Poly on March 5 ... singled and scored a run against Ohio State on Feb. 27 ... also scored a run versus Northwestern (Feb. 27) ... had hits in four straight games from Feb. 20-25 ... singled and walked against Oklahoma (Feb. 25) and had a single versus Florida (Feb. 25) ... had an RBI single, scored a run and walked at Cal State Northridge on Feb. 23 ... singled and drove in a pair on a bases-loaded walk and an RBI groundout against Utah State on Feb. 20 ... recorded her first collegiate home run and RBI, five total, in the season opener against Utah State (Feb. 11) ... scored three times and had a two-run homer, a two-run single and a sacrifice fly ... had an RBI single and a bases-loaded walk versus North Dakota State (Feb. 12), scoring three times and walking twice ... had a single in three at-bats against San Diego State on Feb. 13 ... named to the Pac-10 All-Academic honorable mention team.

CAREER STATISTICS

YEAR	AVG	GP-GS	AB	R	H	2B	3B	HR	RBI	TB	SLG%	BB	HBP	SO	GDP	OB%	SF	SH	SB-ATT
2010	.194	50-26	31	10	6	3	0	0	0	9	.290	7	1	14	1	.359	0	4	3-4
2011	.266	38-27	64	17	17	0	0	3	16	26	.406	11	5	21	3	.407	1	2	2-2
TOTALS	.242	88-53	95	27	23	3	0	3	16	35	.368	18	6	35	4	.392	1	6	5-6



2010

Appeared in 50 games, making 26 starts in center field ... had six hits in 31 at-bats (.194) with 10 runs scored, three doubles, seven walks, four sacrifice hits and three stolen bases ... played in center field for all five games at the Women's College World Series, making three starts ... reached base three times at Washington on April 1 on two doubles and a walk ... posted her first collegiate hit against Fresno State on March 5 ... reached base twice via a double and a walk in the first game of a doubleheader at CSU Bakersfield (March 21), scoring two runs ... added singles at Cal Poly (March 23) and against UNLV (March 27) ... scored runs against Michigan (Feb. 14), Georgia (Feb. 14), Texas (Feb. 26), Long Beach State (March 26), UNLV, Stanford (April 25), Fresno State (May 23) and Louisiana-Lafayette (May 30) ... stole bases against Cal State Northridge (Feb. 20), Texas and Northwestern (Feb. 27).

HART HIGH SCHOOL

Lindvall played four years of softball at Hart High School in Newhall, Calif. ... named second-team All-Foothill League as a senior and first-team all-league as a junior ... helped the Indians to back-to-back co-Foothill League titles in 2008 and 2009 and a CIF Runner-Up finish in 2007 ... hit .292 with two homers and 15 RBI as a senior and .364 with seven home runs and 24 RBI as a junior ... was a teammate of fellow Bruin Destiny Rodino ... coached by Steven Calendo ... was also a cheerleader for two years ... played club with So Cal Choppers, which was third at 2007 Nationals.

PERSONAL

Born Devon Michele Lindvall on July 24, 1991 in Valencia, Calif. ... parents are Dana and Scott Lindvall ... has two sisters, Janelle and Lauren, who both committed to play softball at Oregon ... is a fourth-generation Bruin, as her great grandmother, grandmother and mother (as well as

two uncles) also attended UCLA, which was one of the reasons she chose the school ... her great uncle is six-year MLB player Chuck Essegian, who is only one of two men to have played in both the Rose Bowl (Stanford) and the World Series (Los Angeles Dodgers) and set a Series record in 1959 with two pinch-hit homers ... the things she likes the most about softball are making diving catches and throwing runners out from the outfield ... favorites include actor Gerard Butler, eating Chicken Caesar Salad and going to the beach ... lists her biggest athletic thrills as when she and her two sisters all won ASA National Championships in the same weekend in three different age groups and three different states, as well as winning a National Championship in 2010 ... favorite class is english ... person she admires the most is legendary UCLA basketball coach John Wooden ... majoring in history.

CAREER HIGHS

At-Bats	4, vs. Ohio State (2/27/11), vs. BYU (3/4/11) and at Oregon (5/13/11)
Runs Scored	3, vs. Utah State (2/11/11) and vs. North Dakota State (2/12/11)
Hits	2, at Washington (4/1/10), vs. Utah State (2/11/11) and vs. Arizona (5/8/11)
Runs Batted In	5, vs. Utah State (2/11/11)
Doubles	2, at Washington (4/1/10)
Home Runs	1, vs. Utah State (2/11/11), vs. Arizona (5/8/11) and at Oregon (5/13/11)
Total Bases	5, vs. Utah State (2/11/11) and vs. Arizona (5/8/11)
Walks	2, vs. North Dakota State (2/12/11)
Sacrifice Hits	2, vs. Arizona (5/7/11)
Sacrifice Flies	1, vs. Utah State (2/11/11)
Stolen Bases	2, at San Diego State (3/5/11)
Hit by Pitches	1, Six Times (last at Arizona State, 4/17/11)



#24 ALEAH MACON
SR • P • 5-9
BATS/THROWS: R/R
UPLAND, CALIF.
UPLAND HS/WASHINGTON



CAREER STATISTICS (2008 STATS AT WASHINGTON)

YEAR	ERA	W-L	APP	GS	CG	SHO/CBO	SV	IP	H	R	ER	BB	SO
2008	1.93	17-16	40	29	22	5/1	1	224.2	164	88	62	140	262
2010	1.50	13-1	23	14	10	4/1	3	88.2	71	30	19	27	109
2011	2.95	4-0	17	0	0	0/1	2	38.0	31	20	16	16	41
TOTALS	1.93	34-17	80	43	32	9/3	6	351.1	616	138	97	183	412
AT UCLA	1.93	17-1	40	14	10	4/2	5	126.2	102	50	35	43	150

CAREER HIGHS AT UCLA

Innings Pitched	8.2, vs. Stanford (4/8/11)
Strikeouts	12, vs. Fresno State (5/23/10)



2011

Macon went 4-0 with two saves, a 2.95 earned run average and 41 strikeouts in 38 innings over 17 games (all in relief) ... recorded a win in relief against Florida on May 22, retiring the only batter she faced ... picked up her fifth save as a Bruin on April 15 at Arizona State, tying her for third in UCLA history, as she retired the final two batters of the contest with one strikeout ... tossed 2 2/3 frames of scoreless relief on April 16, striking out four and giving up two hits ... tossed a career-best 8 2/3 innings in an April 8 win against Stanford, striking out eight and giving up a run and five hits ... struck out six Cardinal in 5 1/3 innings on April 10 ... picked up a win against Loyola Marymount on April 6, striking out four and giving up four runs and two hits in three innings ... pitched in all three games in relief against Oregon State ... threw two scoreless innings on April 1, striking out one ... also pitched a scoreless frame on April 2 and retired the only batter she faced on April 3 ... tossed an inning of relief in the first game of a March 29 doubleheader against UC Santa Barbara, fanning two and giving up one unearned run and one hit ... earned a save on March 4 against BYU, striking out four in three innings and allowing a run, three hits and two walks ... also recorded her first at-bat as a Bruin versus BYU and struck out ... made her season debut on Feb. 23 at Cal State Northridge, tossing one scoreless inning of relief, striking out two and walking one ... pitched two more hitless innings of relief against Tennessee on Feb. 26, fanning four and giving up two walks ... earned the win in relief on Feb. 27 against Northwestern, giving up one unearned run in one inning with a strikeout and two hits allowed.

2010

Led the Bruins with a 1.50 earned run average, tied for first with three saves, was second with 109 strikeouts and third in wins (13-1 record), innings pitched (88.2) and opposing batting average (.211) ... tied for 28th in the nation in saves ... ranked tied for second among Pac-10 players in saves, third in ERA and eighth in opposing batting average ... went 5-0 with a save in the postseason with a 3.00 ERA and 34 strikeouts in 28 innings ... picked up victories in both games of the Women's College World Series Finals against Arizona (June 7-8) ... tossed two shutout innings of relief in the Finals opener, striking out three and allowing two hits and a walk ... started the National Championship clinching contest, striking out seven in 4 1/3 innings and giving up six runs, six hits and three walks ... started the Super Regionals opener against Louisiana-Lafayette on May 29 (5 IP, 0 ER, 4 K, Win) and the WCWS opener versus Florida (June 3) ... pitched in all three games of the Regionals ... struck out a season-high 12 and gave up one earned run in a complete-game victory over Fresno State in the Regional Championship game on May 23 ... fanned five and allowed two earned runs in seven innings in a win over San Diego State (May 22) and tossed 1 1/3 innings of scoreless relief against Saint Mary's (May 21), striking out three and only giving up a hit

and a walk ... fanned at least seven on seven occasions ... threw 24 consecutive scoreless innings from March 5-28 ... struck out 11 and gave up one earned run in a complete-game win at Loyola Marymount (March 28) ... tossed a four-hit shutout against UNLV on March 27, setting down seven ... pitched back-to-back, complete-game blankings of UTEP (March 6) and CSU Bakersfield (March 21) ... did not allow an earned run in her first 15 1/3 innings as a Bruin (Feb. 13-20) ... tossed five scoreless frames in a win against Cal Poly on Feb. 19 ... struck out nine in wins against UC Santa Barbara (Feb. 17) and Cal State Fullerton (Feb. 24) and fanned eight in a triumph against Colorado State on Feb. 26.

WASHINGTON

Played for the University of Washington in 2008 ... was named honorable mention All-Pac-10 and selected to the Pac-10 All-Freshman Team ... went 17-16 with a 1.93 earned run average in 40 appearances and 29 starts, striking out 262 (sixth-best single-season mark in Washington history) in 224 2/3 innings ... held opponents to a .203 batting average, adding 22 complete games and five shutouts ... posted nine games with double-figures in strikeouts, including a career-high 12 on three occasions ... tossed a five-inning, no-hitter against UMKC on Feb. 15 ... had two singles in 13 at-bats (.154).

UPLAND HIGH SCHOOL

Attended Upland High School in Upland, Calif. ... as a senior, was named All-CIF, Baseline League MVP, Daily Bulletin Female Player of the Year and Quakes High School FPOY, which is presented by the local minor league baseball team, the Rancho Cucamonga Quakes ... was a four-time all-league selection ... tossed six straight no-hitters and one perfect game as a senior ... named team MVP three times and team Offensive and Defensive Player of the Year twice ... coached by Bubba DeJournett ... played club with Corona Angels ... was a member of the 2009 23-U National Champion team and finished second at the 18-U Gold Nationals in 2008 ... also played for an ASA National title three other times with her club squad.

PERSONAL

Born Aleah Ashanai Macon on March 22, 1989 in Los Angeles ... parents are Unyaa and Ron Macon ... is an only child ... chose the sport of softball because of its competitiveness and how close the games are ... favorites include Los Angeles Laker Kobe Bryant, actor Pooh Hall, the TV show "The Game" and singer Beyonce ... biggest athletic thrill was winning 23-U Nationals ... hobbies include going to the movies, dancing and singing ... favorite class is math ... majoring in women's studies.



#4 MARTI REED
SR • UTIL • 5-8
BATS/THROWS: R/R
LONG BEACH, CALIF.
WILSON HS



2011

Reed played in 23 games, making 10 starts (8 at DP, 2 at 2B) ... had six hits in 42 at-bats (.143) with nine runs scored, two runs batted in, six walks and a double ... walked and scored a run against Jacksonville on May 21 ... posted her first-career, two-hit game against Cal State Fullerton on March 12, driving in and scoring a run ... doubled versus Long Beach State (March 11) ... singled in the Bruins' lone run against Baylor on March 4 ... singled and scored a run versus Cal Poly on March 5 ... also had a single against Utah (Feb. 19) ... scored and walked twice against Utah State ... also scored versus San Diego State (Feb. 13), Utah State (Feb. 20), Saint Mary's (March 13) and UC Santa Barbara (March 29).

2010

Appeared in 24 contests, making four starts ... started three consecutive games at second base (March 28-April 2) and the Regional opener in right field against Saint Mary's on May 21 ... had four hits in 23 at-bats (.174) with five runs batted in, one double, nine runs scored and four walks ... went 1-for-3 with an RBI single against Saint Mary's ... scored the game-tying run in the bottom of the seventh inning of the Women's College World Series Finals opener against Arizona on June 7 ... recorded an RBI double and scored a run in the first game of a doubleheader versus UNLV (March 27) ... had an RBI single and scored twice against Cal State Fullerton on Feb. 24 ... posted a bases-loaded walk against Portland State on Feb. 21 and a sacrifice fly in the first game of a twinbill at CSU Bakersfield on March 21 ... had a single and scored a run at Oregon State on April 18 ... also scored versus Tennessee (Feb. 13), UTEP (March 6), Loyola Marymount (March 28) and Stanford (April 25) ... drew a walk in three straight games (March 28-April 2).

CAREER STATISTICS

YEAR	AVG	GP-GS	AB	R	H	2B	3B	HR	RBI	TB	SLG%	BB	HBP	SO	GDP	OB%	SF	SH	SB-ATT
2009	.188	25-5	16	9	3	0	0	0	1	3	.188	3	0	5	0	.316	0	0	2-2
2010	.174	24-4	23	9	4	1	0	0	5	5	.217	4	0	8	0	.286	1	0	0-0
2011	.143	23-10	42	9	6	1	0	0	2	7	.167	6	1	12	1	.265	0	0	0-1
TOTALS	.160	72-19	81	27	13	2	0	0	8	15	.185	13	1	25	1	.281	1	0	2-3



2009

Played in 25 games, making five starts ... started four games at designated player and one in right field ... had three hits in 16 at-bats (.188), scoring nine times and driving in her first collegiate run on a bases-loaded walk on Feb. 13 against Northwestern ... crossed home plate in each of her first four games ... recorded her first collegiate hit in her first start against South Dakota State (Feb. 15) ... also had singles against Arizona (April 4) and Oregon State (May 2) ... walked against Simon Fraser (Feb. 17) and Notre Dame (March 10) ... stole bases against Maryland (Feb. 22) and Oregon (May 1).

WILSON HIGH SCHOOL

Reed was a three-sport athlete at Wilson High School in Long Beach, Calif. ... was a middle infielder for four years in softball, a middle blocker for two years in volleyball and a runner and jumper for one year in track and field ... coached in softball by Frank Donahue for three years and Tim Rother during her senior campaign ... earned All-Moore League, All-CIF and team Most Valuable Player honors ... also named to Rod Carew All-Tournament Team and All-Dream Team ... was a team captain for the softball and volleyball squads ... played club for There's No Tomorrow (TNT) and USA Victory ... helped TNT to a 14-U National Championship in 2005.

PERSONAL

Born Marti LaChelle Reed on Jan. 16, 1990 in Long Beach, Calif. ... parents are Marcia and Marty

Reed ... is the youngest of three children ... has an older sister, Mareé and an older brother, Marques ... chose to compete in softball because of the thrill and rush of a pressure situation ... favorites include the television show "The Office", the movie "Cool Runnings", eating buffalo wings and carrots and singer India Arie ... hobbies include singing, dancing and drawing ... favorite class is art and architecture ... is a member of Athletes in Action, Afrikan Student Union, Alumni Scholarship Committee and Bruin Athletic Council ... majoring in sociology and contemplating a career in architecture and urban design.

CAREER HIGHS

At-Bats	4, vs. Long Beach State (3/11/11) and vs. Cal State Fullerton (3/12/11)
Runs Scored	2, vs. Cal State Fullerton (2/24/10) and vs. Utah State (2/11/11)
Hits	2, vs. Cal State Fullerton (3/12/11)
Runs Batted In	1, Eight Times (last vs. Cal State Fullerton, 3/12/11)
Doubles	1, vs. UNLV (3/27/10) and vs. Long Beach State (3/11/11)
Total Bases	2, vs. UNLV (3/27/10), vs. Long Beach St. (3/11/11) and vs. CS Fullerton (3/12/11)
Walks	2, vs. Utah State (2/11/11)
Stolen Bases	1, vs. Maryland (2/22/09) and vs. Oregon (5/1/09)
Sacrifice Flies	1, at CSU Bakersfield (3/21/10)
Hit by Pitch	1, vs. Utah State (2/11/11)



#13 DESTINY RODINO
JR • P • 5-10
BATS/THROWS: L/L
VALENCIA, CALIF.
HART HS



CAREER STATISTICS

YEAR	ERA	W-L	APP	GS	CG	SHO/CBO	SV	IP	H	R	ER	BB	SO
2010	3.39	2-1	8	4	0	0/1	0	20.2	23	16	10	6	11
2011	3.36	2-0	6	3	0	0/0	0	16.2	20	11	8	4	10
TOTALS	3.38	4-1	14	7	0	0/1	0	37.1	43	27	18	10	21

CAREER HIGHS

INNINGS PITCHED	6.0, at Cal Poly (3/23/10)
STRIKEOUTS	3, vs. Cal State Northridge (2/20/10)
	3, at Cal Poly (3/23/10), 3, at Oregon State (4/17/10)
	3, vs. Jacksonville (5/21/11)



2011

Rodino was 2-0 with a 3.36 earned run average and 10 strikeouts in 16 2/3 innings ... pitched two hitless innings of relief against Jacksonville on May 21, striking out three ... started on May 13 at Oregon and did not factor in the decision, striking out two and giving up one earned run and four hits in two-plus innings ... also started on May 8 against Arizona and earned the win, tossing five innings and giving up one run, six hits and one walk with one strikeout ... appeared in relief on April 29 at California, retiring two of the three batters she faced and allowing one hit ... made her season debut in the second game of a March 29 doubleheader against UC Santa Barbara, earning the win in a four-inning effort and striking out two while giving up three runs (two earned), three hits and one walk.

2010

Appeared in eight games, making four starts ... had a 2-1 record with a 3.39 earned run average and 11 strikeouts in 20 2/3 innings ... debuted in the first game of a doubleheader at UC Santa Barbara on Feb. 17, tossing a pair of 1-2-3 innings with one strikeout ... first career start and win came against Cal State Northridge on Feb. 20, as she allowed one unearned run and one hit in four innings with three strikeouts ... gave up just one earned run in her first 10 collegiate frames ... started in the second game of a twinbill at Cal Poly and picked up the victory, allowing just one run and five hits in six innings with three strikeouts ... fanned three at Oregon State on April 17.

HART HIGH SCHOOL

Rodino was a four-year pitcher for Hart High School in Newhall, Calif. ... was a four-time All-Foothill

League, All-Area and All-City honoree, also earning three All-State and All-CIF accolades and two team MVP awards ... earned second-team All-American honors as a senior, going 26-5 with a 0.75 ERA, 14 shutouts and 277 strikeouts in 214 innings ... was the 2008 Foothill League Most Valuable Player after posting a 24-5 mark with a 0.41 ERA, 13 shutouts and 229 strikeouts in 190 innings ... named 2007 Los Angeles Times Pitcher of the Year and All-Region ... finished her career with 81 wins (second most in Santa Clarita Valley history), 16 no-hitters, 51 shutouts, 839 strikeouts and a 0.60 ERA ... helped the Indians to back-to-back co-Foothill League championships in 2008 and 2009 and a CIF Runner-Up finish in 2007 ... was a teammate of fellow Bruin Devon Lindvall ... coached by Steven Calendo ... played club with So Cal Choppers, which was third at 2007 Nationals.

PERSONAL

Born Destiny Cierra Rodino on Dec. 21, 1990 in Santa Clarita, Calif. ... parents are Jennifer and Tim Rodino ... has one younger brother, Dino ... chose to attend UCLA because it was a lifelong dream to be a part of the most successful program in the history of college softball ... hobbies include watching football, bedazzling, shopping, watching movies, spending time with her best friends Alyssa Tiimalu, Lani Bernardino and Ani Gulugian, dancing and decorating ... the top reason she competes in softball is because of the competition and succeeding in pressure situations ... favorite class is creative writing ... famous athlete she most admires is former UCLA star Dot Richardson ... favorites include Miami Dolphins' running back Reggie Bush, the movies "Elf" and "Love Actually" and singer Craig David ... majoring in women's studies with thoughts of going into sports marketing or community relations.



#29 KATIE SCHROEDER
RS SR • OF • 5-10
BATS/THROWS: L/R
YORBA LINDA, CALIF.
ESPERANZA HS



2011

Schroeder was named to the All-Pac-10 honorable mention team, leading the Bruins in runs scored (44), tying for second in doubles (12) and tying for fourth in batting average (.324) ... was also tied for first with eight hit by pitches, third with five stolen bases, tied for third with 57 hits and fourth with 27 walks ... added four home runs and 21 runs batted in ... second on the team with 18 multiple-hit games and added seven multi-RBI contests ... went 6-for-16 with four runs scored and an RBI at the Gainesville Regional ... had three hits, scored twice and drove in a run against Jacksonville on May 21 and went 2-for-3 in the season finale at Florida (May 22) ... notched a pair of singles on May 1 at California ... produced hits in all three games against Washington, singling and scoring on April 21, going 2-for-4 with a single, a double and a run on April 22 and singling and drawing a bases-loaded walk on April 23 ... went 2-for-4 on April 9 and 10 against Stanford ... held an eight-game hitting streak from March 13-April 6, batting .583 (14-for-24) with 12 runs scored, four RBI, four doubles, five walks and six multiple-hit contests ... went 6-for-10 (.600) during the Oregon State series with four runs and three RBI ... had two hits in each game, driving in a pair on April 1 and scoring three times on April 3 ... went 2-for-3 in the first game of a March 29 doubleheader against UC Santa Barbara and scored twice in the nightcap ... had a pair of hits and an RBI double versus Ohio on March 24 ... went 3-for-4 with three RBI, three runs scored and a pair of solo homers, her third-career, two-homer game, against Long Beach State on March 11 ... had two hits, scored three runs and stole a base versus Saint Mary's (March 13) ... scored twice and drove in a pair against Cal State Fullerton (March 12) ... had a pair of singles, scored a run, walked, was hit and stole a base against Ohio State on Feb. 27 ... posted two hits, including a two-run single at Cal State Northridge on Feb. 23 ... produced her second-career, two-homer game on Feb. 19 against Utah with a pair of solo shots ... scored twice versus Utah State (Feb. 20) and stole a base against Portland State (Feb. 19) ... went 4-for-4 with three doubles, four runs scored, two RBI and a walk in the season opener against Utah State (Feb. 11) ... tied the single-game school record of Julie Marshall (1999) with three doubles, setting a career high in runs scored and tying a personal best in hits ... went 2-for-4 with an RBI double and an RBI single against UCF on Feb. 12 ... walked three times, stole a base, singled and scored twice versus North Dakota State (Feb. 12) ... went 1-for-2 with two runs, a double, a walk and a hit by pitch against San Diego State on Feb. 13.

CAREER STATISTICS

YEAR	AVG	GP-GS	AB	R	H	2B	3B	HR	RBI	TB	SLG%	BB	HBP	SO	GDP	OB%	SF	SH	SB-ATT
2008	.362	57-57	185	34	67	7	0	0	17	74	.400	23	2	32	1	.434	2	5	8-15
2009	.402	56-56	174	55	70	5	1	14	33	119	.684	33	8	23	1	.516	0	3	19-24
2010	.364	7-7	22	7	8	0	0	1	3	11	.500	4	1	4	1	.481	0	0	2-2
2011	.324	54-53	176	44	57	12	0	4	21	81	.460	27	8	41	1	.436	0	2	5-8
TOTALS	.363	174-173	557	140	202	24	1	19	74	285	.512	87	19	100	4	.463	2	10	34-49



2010

Started the first seven games of the season before suffering a season-ending, left leg injury against Cal State Northridge on Feb. 19 ... received a medical waiver and will be a redshirt junior in 2011 ... had eight hits in 22 at-bats (.364) with seven runs scored, a home run, three runs batted in and two stolen bases ... produced a pair of hits in each of the first two games of the season against Florida Atlantic and Tennessee (Feb. 13), scoring twice and driving in a run versus the Lady Vols ... hit a solo homer in the second game of a doubleheader at UC Santa Barbara (Feb. 17) and went 2-for-4 with a run and a stolen base in the opener ... walked twice and stole a base against Georgia (Feb. 14) ... had an RBI single against Michigan on Feb. 14 ... scored twice and walked versus Cal State Northridge.

SUMMER 2009

Was a member of the U.S. Team that won gold at the Pan American Games Qualifier (July 31-Aug. 9) ... did not play due to a leg injury.

2009

Was named a first-team All-American and All-West Region honoree by the NFCA, as well as first-team All-Pac-10, after leading the Bruins in batting average (.402), home runs (14), runs scored (55), slugging (.684), on base percentage (.516), total bases (119), walks (33) and stolen bases (19) ... was also tied for first with eight hit by pitches and fifth with 33 runs batted in ... ranked 20th in the nation in runs per game, 23rd in on base percentage and 35th in home runs ... was in the Pac-10 Top 10 in nine offensive categories, including third in on base percentage, sixth in homers and slugging and tied for seventh in runs scored and steals ... was tops on the squad with 18 multiple-hit contests ... went 3-for-4 with five RBI and two runs scored at San Diego on March 1 ... had three hits and a homer at Oregon on April 18 ... added three-hit games against Maryland (Feb. 22), Arizona State (April 25) and Stanford (May 8) ... posted four hitting streaks of at least seven games, including a career-best, 13-game streak from March 28 to April 26, in which she hit .457 (21-for-46) with four home runs, eight runs batted in and 12 runs scored ... had an 11-game hit streak to start the season, going 16-for-35 (.457) with six homers, 13 RBI and 15 runs scored ... also had seven-game streaks from March 1-10 and May 1-15 ... recorded a career-best six runs batted in with her first career two-homer game against Northwestern on Feb. 13, one of eight multi-RBI contests ... homered in three straight games twice (Feb. 7-8 and April 17-19) ... also left the yard against Kentucky (Feb. 14), North Carolina State (Feb. 21), Iowa (March 6), Notre Dame (March 10), Arizona State (April 26) and Oregon State (May 3) ... notched multiple runs and hits in the same game nine times, adding at least a pair of RBI in four of those contests ... crossed home plate three times at Arizona State (April 25) and twice on 14 more occasions ... hit .437 during Pac-10 play with five homers and 19 runs scored ... stole a pair of bases against UC Santa Barbara on March 24 ... swiped bags in three straight games three times (Feb. 14-17, Feb. 22-25 and March 1-6) ... walked three times at Cal (March 29) and twice three more times ... drove in the game-winning run three times, including a walk-off victory on a two-run homer against Iowa on March 6.

2008

Earned All-Pac-10 honorable mention and All-Pac-10 Freshman Team accolades after posting a .362 batting average, which was tied for third on the squad ... was also tied for first in stolen bases with eight, second in hits (67) and multiple-hit games (19), tied for second in on base percentage (.434) and third in runs scored (34) and walks (23) ... started all 57 games she appeared in ... ranked sixth in the Pac-10 in average and eighth in hits ... went 4-for-5 with four RBI and three runs scored against Santa Clara on Feb. 9 ... also had a four-hit game against Rutgers (March 8) and

posted three-hit contests against Long Beach State on March 9, California on April 6 and in both games of a doubleheader at UC Santa Barbara on March 25 ... went 6-for-9 (.667) with three runs, an RBI, a double and a stolen base against the Gauchos ... posted a seven-game hitting streak from April 5-19, going 10-for-22 (.455) with three runs scored ... followed that with a 10-game hit streak (April 26-May 18), batting .424 (14-for-33) with seven runs and five runs batted in ... drove in a pair of runs against Saint Peter's (March 2) and Nevada (May 17), including the game-winning run in the ninth inning against the Wolf Pack ... stole two bases in a game twice against Cal State Fullerton (March 12) and Oregon (March 30) ... crossed home plate multiple times in a game on seven occasions ... walked twice in a game against Nevada (May 18) and Georgia (May 24).

SUMMER 2007

Helped the USA Softball Junior Women's National Team to gold at the ISF Junior Women's World Championships in June ... was one of only four players to play in all 10 games, hitting .316 (6-for-19) with a home run, six runs scored and five RBI ... also helped her ASA team, the OC Batbusters, to a runner-up finish at Gold Nationals in August ... was 9-for-19 (.474) at the plate with three RBI.

ESPERANZA HIGH SCHOOL

Schroeder earned two letters in softball at Esperanza High School in Anaheim, Calif. ... was named Sunset League MVP and first-team All-League, All-County and All-CIF as a senior ... hit .513 during her senior season ... also earned League MVP and All-CIF accolades as a junior, batting .424 ... lettered in track one season, receiving first-team all-league honors ... sat out of softball at Esperanza as a sophomore after transferring from Mater Dei High School following her freshman year, a season in which she earned first-team all-league honors ... played club with OC Batbusters, winning Nationals in 2004 and 2006.

PERSONAL

Born Katie Ann Schroeder on April 29, 1989 in Downey, Calif. ... parents are Charlotte and Michael Schroeder ... has a younger sister, Nicole and two older sisters, Jennifer, a three-year catcher for the UCLA softball team (2005-06, 2008) and Michelle ... says the people she most admires are her parents ... chose UCLA because of the challenges athletically and academically ... lists her biggest athletic thrill as winning ... favorites include running and hiking outdoors, rap and country music and being with her family ... favorite place in the world is anywhere with a beach ... majoring in gender studies.

CAREER HIGHS

At-Bats	7, vs. Stanford (4/8/11)
Runs Scored	4, vs. Utah State (2/11/11)
Hits	4, vs. Santa Clara (2/9/08), vs. Rutgers (3/8/08) and vs. Utah State (2/11/11)
Runs Batted In	6, vs. Northwestern (2/13/09)
Doubles	3, vs. Utah State (2/11/11)
Triples	1, at San Diego (3/1/09)
Home Runs	2, vs. Northwestern (2/13/09), vs. Utah (2/19/11) and vs. Long Beach (3/11/11)
Total Bases	9, vs. Long Beach State (3/11/11)
Walks	3, at California (3/29/09), vs. North Dakota State (2/12/11) and vs. BYU (3/4/11)
Sacrifice Hits	1, 10 Times (last at Florida, 5/22/11)
Sacrifice Flies	1, vs. Washington (4/2/08) and vs. Cal State Fullerton (5/16/08)
Stolen Bases	2, vs. CS Fullerton (3/12/08), vs. Oregon (3/30/08) and vs. UCSB (3/24/09)
Hit by Pitches	1, 19 Times (last vs. Arizona, 5/7/11)



#9 TALEE SNOW
SO • INF • 5-5
BATS/THROWS: R/R
CHINO HILLS, CALIF.
CHINO HILLS HS



2011

Snow was named to the Pac-10 All-Freshman honorable mention team after leading the Bruins and all league players with 12 sacrifice hits ... hit .239 with 14 runs batted in, 13 runs scored, 15 walks and four doubles ... had singles in three of the five Gainesville Regional contests ... posted hits in her first six Pac-10 contests ... recorded a single on May 1 at Cal ... singled, walked and scored on April 22 against Washington ... had hits in seven of eight games from March 29-April 10, batting .421 during the stretch with five RBI ... went 4-for-11 (.364) in the Stanford series (April 8-10) and 3-for-4 (.750) with three RBI and two runs in the Oregon State series (April 1-3) ... went 2-for-5 in the first game versus Stanford (April 8), producing singles in each of the last two contests ... had an RBI single, scored a run and was hit on April 1 versus Oregon State ... drove in a pair on an RBI double and a bases-loaded walk, also laying down a sacrifice on April 2 ... singled, scored, walked and sacrificed on April 3 ... posted a two-run single and had a sacrifice in the first game of a doubleheader against UCSB on March 29 ... had an RBI double and scored against Saint Mary's (March 13) ... drove in a pair on an RBI single and a bases-loaded walk, also scoring a run versus Cal State Fullerton (March 12) ... singled and scored versus Long Beach State (March 11) ... recorded a go-ahead, two-run double with two outs in the bottom of the sixth against Northwestern (Feb. 27) ... went 2-for-3 with two runs scored, an RBI single and a walk versus Ohio State (Feb. 27) ... was hit with the bases loaded to notch a run batted in against Oklahoma (Feb. 25), adding a sacrifice bunt ... walked, had a sacrifice and scored a run at Northridge on Feb. 23 ... became the 10th player in UCLA history to post two sacrifice flies in one game against North Dakota State on Feb. 12 ... picked up her first collegiate hit in her first at-bat with a double versus Utah State (Feb. 11) ... went 1-for-3 with a run scored against both North Dakota State (Feb. 11) and San Diego State (Feb. 13).

CHINO HILLS HIGH SCHOOL

Snow played four years of softball at Chino Hills High School in Chino Hills, Calif. ... was a four-time, first-team All-Sierra League honoree ... named All-CIF and All-Valley as a junior and senior, as well as

second-team All-State as a senior ... held a career batting average of .330, setting school records for hits, home runs, runs batted in and runs scored ... became the first female to receive Chino Hills Athlete of the Year honors in 2010 ... was all-league academic each season and also earned a National Scholar-Athlete award ... was ASB Commissioner of Athletics as a senior ... named a team captain as a senior ... helped the Huskies to CIF semifinals placings in '09 and '10 ... coached by Leah O'Brien Amico and Mike Southworth ... played four years of club with OC Batbusters.

PERSONAL

Born Talee Marie Snow on March 7, 1992 in Fullerton, Calif. ... parents are Trista and Craig Snow ... has two younger sisters, Tannon and Taylon ... chose UCLA because it is the perfect atmosphere for her and tops in athletics and academics ... thing she likes the most about softball is the competitiveness ... favorites include the band Nirvana, the movie "Grease", the Los Angeles Angels and basketball player Michael Jordan ... lists her biggest athletic thrill as being a part of the Bruin Bubble ... favorite hobby is working out and favorite class is history ... majoring in political science with the career objective of becoming a lawyer.

CAREER HIGHS

At-Bats	5, vs. Stanford (4/8/11)
Runs Scored	2, vs. Ohio State (2/27/11)
Hits	2, vs. Ohio State (2/27/11) and vs. Stanford (4/8/11)
RBI	2, Five Times (last vs. Oregon State, 4/2/11)
Doubles	1, Four Times (last vs. Oregon State, 4/2/11)
Total Bases	2, Six Times (last vs. Stanford, 4/8/11)
Walks	2, vs. UCF (2/12/11) and at Oregon (5/14/11)
Sacrifice Hits	2, vs. Cal Poly (3/5/11)
Sacrifice Flies	2, vs. North Dakota State (2/12/11)
Hit by Pitches	1, vs. Oklahoma (2/25/11) and vs. Oregon State (4/1/11)

CAREER STATISTICS

YEAR	AVG	GP-GS	AB	R	H	2B	3B	HR	RBI	TB	SLG%	BB	HBP	SO	GDP	OB%	SF	SH	SB-ATT
2011	.239	50-49	92	13	22	4	0	0	14	26	.283	15	2	12	2	.351	2	12	0-1



#34 ALYSSA TIIMALU
SO • C/UT • 5-4
BATS/THROWS: R/R
ELK GROVE, CALIF.
PLEASANT GROVE HS

2011

Tiimalu was named to the All-Pac-10 Freshman team and was fourth on the squad with nine home runs and a .556 slugging percentage ... added a .302 batting average, 24 runs batted in, 21 walks and five doubles ... posted a .993 fielding percentage with only two errors in 286 chances ... had nine multiple-hit games and six multi-RBI contests ... tore her ACL in game two of the Gainesville Regional after posting a sacrifice fly and a single in four plate appearances ... went 3-for-8 (.375) in the Arizona series (May 6-8), recording a pair of singles in game two and hitting a two-run homer in game three ... belted solo homers in back-to-back games against Washington on April 22 and 23 ... smashed a game-tying, two-run homer in the bottom of the seventh against Stanford on April 8, going 2-for-4 with two walks ... hit a two-run homer and added a double and two runs scored on April 3 against Oregon State ... went 2-for-2 with a solo homer against Ohio on March 24 and followed that with another solo bomb in the first game of a March 29 doubleheader versus UC Santa Barbara ... walked twice in three straight games against Sacramento State (March 11), Long Beach State (March 11) and Cal State Fullerton (March 12), scoring twice versus the Titans ... was named Pac-10 Player of the Week on March 1 after hitting .625 (10-for-16) in six games with two homers, five RBI and five runs scored ... held a 12-game hitting streak from Feb. 18-March 4, batting .528 (19-for-36) with 11 RBI and a pair of homers ... went 3-for-4 with an RBI double against BYU on March 4 ... hit a walk-off, two-run homer in the bottom of the eighth inning against Northwestern on Feb. 27 ... posted her first three-hit game later that day versus Ohio State, driving in a pair and scoring a run ... blasted her first collegiate homer against Florida on Feb. 25, going 2-for-3 ... added two more hits, a walk and a run later that night versus Oklahoma ... reached in all three plate appearances at Cal State Northridge (Feb. 23) on a double, walk and hit by pitch, also scoring a run ... hit a walk-off single in the ninth inning against SIU Edwardsville, going 2-for-2 with two walks ... had RBI singles in a pair of contests on Feb. 19 against Utah and Portland State ... drove in a pair on a single and scored a run against Utah State (Feb. 20) ... made her first collegiate start behind the plate on Feb. 13 against San Diego State.

PLEASANT GROVE HIGH SCHOOL

Tiimalu played four years of varsity softball at Pleasant Grove High School in Elk Grove, Calif. ... named an Under Armour and ESPN Rise All-American as a senior, also earning Delta River League co-MVP and PGHS Female Athlete of the Year honors ... led all league players with 43 runs batted

in as a senior and was second with seven home runs, adding a .450 batting average, 11 doubles and 27 runs scored ... received Cal-Hi Sports All-State and Sacramento Bee All-Metro accolades in each of her last three seasons ... was also named first-team, all-league every year and All-City in 2009 and 2010 ... helped the Eagles to the school's first-ever Sac-Joaquin Section Division I title in 2009 and a Delta River League championship in 2010 ... hit .437 for her career with 12 homers, 116 runs batted in, 84 runs, 37 doubles, a .744 slugging percentage and a .540 on base percentage ... coached by J.T. Tiimalu ... also played one year of golf ... played club with California Grapettes and Sorcerer Phil.

PERSONAL

Born Alyssa Justine Tiimalu on March 4, 1992 in San Jose, Calif. ... parents are Cindy and J.T. Tiimalu ... has three younger sisters, Brianna, Kamryn and Tori ... chose to attend UCLA because it is the best school for athletics and academics and for UCLA softball's winning tradition ... thing she likes the most about softball is that the game is always a challenge and it's very competitive ... favorites include actor Channing Tatum, the New York Yankees, eating spaghetti and the movie "Love and Basketball" ... lists her biggest athletic thrill as winning Pleasant Grove's first section championship in 2009 ... favorite hobby is going to the beach ... majoring in psychology, but would like to either work for ESPN or become a college coach.

CAREER HIGHS

At-Bats	4, Seven Times (last vs. Stanford, 4/9/11)
Runs Scored	2, vs. Cal State Fullerton (3/12/11) and vs. Oregon State (4/3/11)
Hits	3, vs. Ohio State (2/27/11) and vs. BYU (3/4/11)
Runs Batted In	2, Six Times (last vs. Arizona, 5/8/11)
Doubles	1, Five Times (last vs. Oregon State, 4/3/11)
Home Runs	1, Nine Times (last vs. Arizona, 5/8/11)
Total Bases	6, vs. Oregon State (4/3/11)
Walks	2, Five Times (last vs. Stanford, 4/8/11)
Sacrifice Hits	1, Four Times (last at Arizona State, 4/15/11)
Sacrifice Flies	1, vs. Utah (2/19/11), at California (4/29/11) and vs. Jacksonville (5/20/11)
Hit by Pitches	1, at Cal State Northridge (2/23/11) and vs. UC Santa Barbara (3/29/11)

CAREER STATISTICS

YEAR	AVG	GP-GS	AB	R	H	2B	3B	HR	RBI	TB	SLG%	BB	HBP	SO	GDP	OB%	SF	SH	SB-ATT
2011	.302	47-46	126	19	38	5	0	9	24	70	.556	21	2	38	0	.401	3	4	0-0



#44 DANI YUDIN
SR • C • 5-7
BATS/THROWS: L/R
COTO DE CAZA, CALIF.
TESORO HS



2011

Yudin was second on the team with a .453 on base percentage, hitting .264 with three home runs, 19 runs batted in and 26 walks ... did not commit an error in 184 chances ... missed the last seven games of the season with a concussion after getting hit by a pitch in the neck at Oregon on May 12 ... posted two singles, including an RBI hit on May 7 against Arizona ... produced a single on April 21 against Washington, a double on April 22 and a single with a walk on April 23 ... posted a single, a run and a walk on April 15 at Arizona State and singled on April 16 ... went 2-for-4 with a double and an RBI single against Stanford on April 9 and walked three times while scoring a run on April 8 ... had a two-run double and walked on April 2 against Oregon State ... walked twice on April 1 and 3 versus OSU ... hit her first two grand slams in back-to-back contests against Ohio on March 24 and in the first game of a doubleheader versus UC Santa Barbara on March 29 ... singled and walked versus Saint Mary's (March 13) and Sacramento State (March 11) ... drove in a pair on a single against Cal Poly on March 5 and posted two singles earlier that day versus San Diego State ... walked twice against Baylor and singled versus BYU on March 4 ... hit a three-run homer and had a walk and a hit by pitch in the season opener against Utah State (Feb. 11) ... walked twice, including once with the bases-loaded against North Dakota State (Feb. 11) ... drew two free passes, singled and scored a run in the second game with NDSU (Feb. 12).

CAREER STATISTICS

YEAR	AVG	GP-GS	AB	R	H	2B	3B	HR	RBI	TB	SLG%	BB	HBP	SO	GDP	OB%	SF	SH	SB-ATT
2009	.206	52-50	131	12	27	3	1	4	19	44	.336	23	5	33	1	.346	0	3	0-0
2010	.336	52-43	119	26	40	7	0	9	26	74	.622	29	4	23	0	.471	3	4	0-0
2011	.264	35-35	87	7	23	3	0	3	19	35	.402	26	4	15	2	.453	0	1	0-0
TOTALS	.267	139-128	337	45	90	13	1	16	64	153	.454	78	13	71	3	.420	3	8	0-0



2010

Was named to the All-Pac-10 honorable mention team after finishing fourth on the squad with a .336 batting average to go along with nine home runs and 26 runs batted in ... was second on the club in on base percentage (.471) and walks (29) and first with four sacrifice flies ... hit .370 (10-for-27) in the postseason with three homers, six RBI, eight walks and nine runs ... went 3-for-12 (.250) at the Women's College World Series with four runs scored and a team-best seven walks ... had a double and two walks in the first game of the WCWS Finals against Arizona (June 7) and a single, a run and two walks in game two (June 8) ... walked twice and scored a run in the WCWS opener versus Florida (June 3), had a single, a walk and a run against Hawai'i (June 4) and was hit and scored a run against Georgia (June 6) ... crossed home plate in eight of the 10 postseason contests, including six in a row from May 23-June 6 ... posted a pair of two-hit games in the Super Regionals against Louisiana-Lafayette (May 29-30), belting a solo homer in game one and driving in two on a pair of RBI singles in game two ... went 3-for-4 with three RBI on a solo homer and a two-run shot in the postseason opener versus Saint Mary's on May 21 ... had 10 multiple-hit contests and six multi-RBI games ... went 2-for-4 with a solo bomb and an RBI single at Arizona on May 13 ... tallied two hits and a solo home run on May 7 versus California ... recorded an eight-game hitting streak from April 11-30, batting .579 (11-for-19) with a homer, four RBI, six runs scored and three doubles ... drove in three on a two-run homer and a sacrifice fly at Stanford on April 24 ... reached base five times on a single, double and three walks at Oregon State (April 18), also scoring and driving in a run ... added two-hit affairs against Stanford (April 23) and Oregon (April 30) ... launched homers in back-to-back games on April 3 at Washington (two-run) and on April 9 against Arizona State (solo) ... had three game-winning RBI, all coming in the fifth inning or later ... went 2-for-3 with an RBI single in the sixth in a victory at Washington on April 1 ... notched a pair of RBI singles against Fresno State on March 5, including the go-ahead score in the fifth ... had a go-ahead RBI groundout in the fifth inning against Colorado State on Feb. 26 ... hit a solo homer against UC Davis on Feb. 20 ... scored multiple runs in a game three times and had 2+ walks in a contest on seven occasions ... ranked 10th among Pac-10 players in on base percentage and tied for second in sacrifice flies.

2009

Played in 52 games as a freshman, making 50 starts ... started 44 games at designated player and six at catcher ... hit .206 with four home runs and 19 runs batted in ... was second on the team with 23 walks ... named to the Pac-10 All-Freshman honorable mention team ... had four multiple-hit contests ... went 2-for-4 with three runs batted in and a home run at Cal State Fullerton on Feb. 25 ... also had two-hit games against Indiana (Feb. 7), Maryland (Feb. 22) and Stanford (March 27) ... recorded six multi-RBI games ... hit her first collegiate home run, a three-run shot, against North Carolina State on Feb. 21 ... belted another three-run bomb to cap a run-rule victory over

Washington on April 11 ... drove in the go-ahead runs on a single at San Diego State (Feb. 28) ... also had two-RBI efforts at Oregon (April 18) and Arizona (April 24), knocking in the go-ahead runs against the Wildcats ... homered in the Super Regional Game 1 against Missouri on May 23 ... tripled against UCSB on March 24 ... walked twice against UMass (Feb. 21) and USD (March 1).

TESORO HIGH SCHOOL

Yudin was a four-time All-CIF honoree at Tesoro High School in Las Flores, Calif. ... was also a four-time All-South Coast League, All-County and All-State selection ... named a team captain and was a two-time offensive and defensive player of the year ... hit .449 during her senior year with a .530 on base percentage and a .681 slugging percentage, making three postseason All-Star games ... called every pitch for the Titans behind the plate for four years and helped them to league titles in 2005 and 2006 ... was class valedictorian ... was a nominee for the Wendy's High School Heisman Top Scholar Athlete Award in 2007 ... coached by Warren Nagano ... played club with the Corona Angels and helped them to a second-place finish at the 2008 ASA 18-Gold Nationals in August.

PERSONAL

Born Danielle Taylor Yudin on Aug. 17, 1990 in Mission Viejo, Calif. ... parents are Patty and Andy Yudin ... has one younger sister, Lexi ... says the one thing she likes about the sport is that no matter what happens, the next pitch can change a game ... favorite academic class is spanish ... biggest athletic thrill was committing to play for the Bruins ... favorite pro athlete and athlete she admires the most is New York Yankees' shortstop Derek Jeter ... favorites include the television show "House", actor Channing Tatum and eating shrimp ... majoring in physiological sciences with aspirations of becoming an orthopedic doctor.

CAREER HIGHS

At-Bats	4, 15 Times (last vs. Washington, 4/23/11)
Runs Scored	2, vs. CS Fullerton (2/24/10), at Arizona (5/13/10) and vs. Saint Mary's (5/21/10)
Hits	3, vs. Saint Mary's (5/21/10)
Runs Batted In	4, vs. Ohio (3/24/11) and vs. UC Santa Barbara (3/29/11)
Doubles	1, 13 Times (last vs. Washington, 4/22/11)
Triples	1, vs. UC Santa Barbara (3/24/09)
Home Runs	2, vs. Saint Mary's (5/21/10)
Total Bases	9, vs. Saint Mary's (5/21/10)
Walks	3, at Oregon State (4/18/10) and vs. Stanford (4/8/11)
Sacrifice Hits	1, Eight Times (last at California, 5/1/11)
Sacrifice Flies	1, at CSU Bakersfield (3/21/10), vs. UNLV (3/27/10) and at Stanford (4/24/10)
Hit by Pitches	2, vs. Syracuse (3/7/09) and at Stanford (4/24/10)



#3 ALLY CARDÁ
FR • P/1B • 5-8
BATS/THROWS: R/R
ELK GROVE, CALIF.
PLEASANT GROVE HS



USA SOFTBALL

Carda helped Team USA to the 2011 ISF Junior Women's World Championship gold medal in Cape Town, South Africa (Dec. 6-17) ... went 2-1 with 23 strikeouts in 13 innings, including a 14-strikeout, no-hitter on Dec. 9 against China ... also hit .500 with seven runs batted in ... has been a member of the Junior Women's National Team since 2009, helping the U.S. to gold at the 2010 Pan American Championship ... allowed no hits or runs in six innings with 14 strikeouts, hitting .353 with seven RBI.

PLEASANT GROVE HIGH SCHOOL

Carda played pitcher and first base at Pleasant Grove High School in Elk Grove, Calif. ... was a three-time All-Delta River League and Sacramento River Cats All-City Team selection ('09-'11) ... had a 1.14 earned run average and 177 strikeouts in 117 innings to go with a .500 batting average and seven home runs as a senior ... recorded 331 strikeouts in 169 innings and a 0.54 ERA as a junior, and also hit .512 with 15 doubles and four home runs, as she earned Sacramento River Cats Softball Player of the Year and ESPN RISE First All-Tournament Team honors ... was the Sacramento Bee Player of the Year and ESPN Rise First Team in 2009 in helping the Eagles to their first-ever Sac-Joaquin Section Division I title ... played with current UCLA sophomore Alyssa Tiumalu ... played club with Lady Magic.

PERSONAL

Born Allyson Nicole Carda on Jan. 15, 1993 in Sacramento, Calif. ... parents are Heather and Jim Carda ... has two brothers, Eric and Jack ... says she chose to play softball because it gives her a rush every time she steps on to the field ... favorites include singer Adele, actor Russell Brand, the movie "A Walk to Remember" and the San Francisco Giants ... thing she likes the most about softball is that there is always a chance to redeem yourself and do better each pitch, each at-bat, each game ... biggest athletic thrill so far was committing to be a Bruin ... undecided on a major.



#28 SAM DURAN
FR • INF • 5-2
BATS/THROWS: L/R
WHITTIER, CALIF.
CALIFORNIA HS

CALIFORNIA HIGH SCHOOL

Duran played second base for four years at California High School in Whittier, Calif. ... named All-Del Rio League every season, including first team her final three years, and league co-MVP as a senior ... also earned All-Area accolades three times (first team as a junior and senior) ... hit .356 as a senior with 27 runs scored, 20 runs batted in and 11 stolen bases ... helped the Condors to back-to-back, undefeated league titles in her sophomore and junior seasons ... batted .370 as a junior with 28 runs, nine steals and 19 walks ... coached by Jim Kruse ... played club with Pure Fastpitch 18 Gold.

PERSONAL

Born Samantha Janese Duran on March 28, 1993 in Whittier, Calif. ... parents are Janice and David Duran ... has a younger sister, Sarah, and a younger brother, David ... chose to attend UCLA because she wanted to play D-I softball and it has always been her dream school ... favorites include the Los Angeles Dodgers and their right fielder Andre Ethier, the movies "Grease" and "The Sandlot" and singer Adele ... thing she likes the most about softball is the adrenaline rush when you step on to the field and it seems like nothing else matters ... favorite pastime was waking up early in the morning before the sun came up and driving to a softball tournament with her dad ... biggest athletic thrill was winning a CIF game her senior season on a walk-off hit ... member of Athletes in Action ... undecided on a major, but contemplating becoming a sports psychiatrist.




#11 STEPHANY LaROSA
FR • INF • 5-8
BATS/THROWS: R/R
DIAMOND BAR, CALIF.
DIAMOND BAR HS

DIAMOND BAR HIGH SCHOOL

LaRosa played four years of shortstop at Diamond Bar High School in Diamond Bar, Calif. ... was named Hacienda League MVP and DBHS Female Athlete of the Year, and first-team All-CIF, San Gabriel Valley Tribune All-Inland Valley, Daily Bulletin All-San Gabriel Valley and All-Max Preps as a senior ... hit .508 with eight home runs, 26 runs batted in and 16 stolen bases ... helped the Brahmas to a league title in 2011 ... first-team All-State, All-Area and All-Sierra League and second-team All-CIF as a junior ... led the Sierra League with a .502 average and five homers and was named 2010's Most Feared Hitter in Softball by the Los Angeles Times ... earned numerous scholar-athlete awards, and her number 11 jersey was retired at DBHS ... coached by Roberta Garcia ... played travel ball with Corona Angels, winning the 18U Champions Cup in 2011.

PERSONAL

Born Stephany Ollie LaRosa on Feb. 26, 1993 in Diamond Bar, Calif. ... parents are Ronda and Vincent LaRosa ... father played football at Oklahoma ... is the youngest of three children, with sister, Brittany (played softball at California) and brother, Joey ... chose UCLA because of the outstanding academics and athletics, and because it is close to home ... favorites include the movie "Benchwarmers", the New York Yankees and their shortstop Derek Jeter and the TV show "Pretty Little Liars" ... thing she likes the most about softball is how the game tests your character when things don't go your way ... hobbies include singing (badly), movies and board games ... biggest athletic thrill so far has been signing her letter of intent knowing all her hard work paid off ... majoring in biology and would like to go into pediatrics.



#10 MADDI MOBLEY
FR • C • 5-5
BATS/THROWS: L/R
NORTH TUSTIN, CALIF.
FOOTHILL HS

FOOTHILL HIGH SCHOOL

Mobley prepped at Foothill High School in Santa Ana, Calif. ... was a senior captain for the Knights in 2011 and was on the school's All-Academic Team ... coached by Vince Brown.

PERSONAL

Born Madeleine Taylor Mobley on Oct. 17, 1992 in Orange, Calif. ... parents are Cathy and Foster Mobley ... father attended UCLA ... is the youngest of three children, with sister, Erin and brother, Lane ... chose to attend UCLA for the amazing culture, academics and because who doesn't want to be a Bruin ... favorites include the movie "Dirty Dancing", actress Emma Stone, the New England Patriots and Los Angeles Dodgers' center fielder Matt Kemp ... lists the No. 1 reason for competing in softball as the incredible mind it takes to be into each pitch ... hobbies include taking photographs, hanging at the beach, wakeboarding, snowboarding, traveling and crafts ... things she likes the most about the sport are the team environment and the big moments ... undecided on a major.



#23 TARA MUELLER
FR • OF • 5-7
BATS/THROWS: L/R
CLOVIS, CALIF.
CLOVIS HS



CLOVIS HIGH SCHOOL

Mueller was a four-sport athlete at Clovis High School in Clovis, Calif. ... played two years as an outfielder in softball, four years as a midfielder in soccer, three years as a middle blocker in volleyball and two years as a hurdler in track and field ... coached in softball by Jeff Jennings and Aaron Cullen ... played club with Fresno Force.

PERSONAL

Born Tara Ashley Mueller on March 23, 1993 in Long Beach, Calif. ... parents are Suzanne and Steve Mueller ... is the oldest of three children, with sister, Tori and brother, Chad ... chose to attend UCLA because it is the only school she ever wanted to go to and because it is the best of the best for academics and athletics ... says the No. 1 reason she competes in softball is because it equals happiness in her life and without it she'd be lost ... favorites include the TV shows "Glee" and "Two and a Half Men", the band The Black Eyed Peas, and the Los Angeles Angels and their outfielder Torii Hunter ... biggest athletic thrill so far is when she came out of nowhere to make a diving catch in right-center field during a game ... favorite hobby is reading a good book ... undecided on a major.



#21 COURTNEY RIVERA
FR • P • 5-8
BATS/THROWS: R/R
SAN DIEGO, CALIF.
CATHEDRAL CATHOLIC HS



CATHEDRAL CATHOLIC HIGH SCHOOL

Rivera played three years of pitcher and first base at Cathedral Catholic High School in San Diego, Calif. ... earned All-Western League second-team honors ... was twice named to the San Diego Union Tribune All-Academic Team and a scholar-athlete ... also received a Coaches Award ... posted 51 strikeouts and a 2.65 ERA as a senior and 78 strikeouts and a 2.31 ERA as a junior ... coached by Margaret Mauro ... played club with San Diego Rebels.

PERSONAL

Born Courtney Delores Rivera on May 27, 1993 in Lake Forest, Ill. ... parents are Stephanie and Ron Rivera ... father is the head coach of the National Football League's Carolina Panthers ... has an older brother, Christopher ... chose UCLA because it has always been a dream of hers to come here ... favorites include the movie "Remember the Titans", singer Wiz Khalifa, the TV show "Family Guy" and New York Yankees' shortstop Derek Jeter ... No. 1 reason for competing in softball is to win a national championship and become the best that she can be ... biggest athletic thrill so far was being able to put on the UCLA softball shirt for the first time and see her last name on her locker and realizing she really made it ... hobbies include drawing and writing songs, poems and raps ... majoring in psychology with a career goal of becoming a physical therapist.



#22 MARISA SCHWARTZ
FR • C • 5-9
BATS/THROWS: R/R
CAMARILLO, CALIF.
MOORPARK HS



MOORPARK HIGH SCHOOL

Schwartz attended Moorpark High School in Moorpark, Calif. ... played club with Victory USA and hit 16 home runs for the year ... was selected as a 2009 Adidas Futures Top 100.

PERSONAL


Born Marisa Arin Schwartz on Aug. 11, 1993 in Oxnard, Calif. ... mother is Jamie Mason and father is Dennis Schwartz ... has an older brother, Derek ... chose UCLA because she didn't want to go anywhere else and she loves the traditions, coaches and academics ... things she likes the most about softball are the challenge of it and getting a little better every day ... favorites include the movie "A League of Their Own", singer Colbie Caillat, the TV show "The Office" and the Los Angeles Dodgers ... lists her biggest athletic thrill as hitting a walk-off homer during her junior year at Nationals ... hobbies include hanging out with friends and watching movies ... majoring in sociology.



THE COACHES



KELLY INOUE-PEREZ
6TH YEAR AS HEAD COACH
19TH YEAR AT UCLA
UCLA, 1993
OVERALL RECORD: 219-68



THE PEREZ FAMILY • KYLIE (7), KELLY, MICHAEL (12) AND GERARDO



Kelly Inouye-Perez is beginning her sixth season as the Bruins' head coach in 2012 and has an overall record of 219-68 (.763).

Last year, UCLA recorded a 36-19 mark and tied for sixth in the Pac-10 (9-12). Nine Bruins were honored on the all-conference teams, while Andrea Harrison was named first-team All-Region and All-American. Inouye-Perez earned her 200th career victory on March 11 against Sacramento State.

In 2010, Inouye-Perez led the UCLA softball program to its 12th national title and 11th NCAA championship in 2010. The Bruins (50-11) went a perfect 10-0 in the postseason, including 5-0 at the Women's College World Series. UCLA set numerous WCWS records, including the most home runs in one tournament with 14. Megan Langenfeld was named the Most Outstanding Player of the WCWS, while Harrison and Samantha Camuso each earned All-Tournament honors. Following the season, Inouye-Perez and her staff were honored as the NFCA National Coaching Staff of the Year.

UCLA set single-season school records for home runs, slugging, on base percentage and walks. Langenfeld and GiOnna DiSalvatore were each named to the NFCA All-America first-team. The Bruins also had three players named to the All-Region team and 10 honored by the Pac-10.

In 2009, she led the Bruins to a Pacific-10 Conference Championship, as UCLA went 45-11 overall and 16-5 in league play. She was named Pac-10 Coach of the Year and earned her 100th career victory on Feb. 22 against Maryland. In 2008, the Bruins went 51-9 and advanced to the Women's College World Series, finishing second in the Pac-10 with a 17-4 record. In her first season at the helm of UCLA in 2007, Inouye-Perez posted a 37-18 overall record and a 12-9 Pac-10 mark (t-3rd).

Over Inouye-Perez's five seasons, the Bruins have earned 12 All-American awards, 19 All-Region honors and 39 All-Pac-10 accolades.

Inouye-Perez, just the third head coach in UCLA softball history, officially took over the reins from Sue Enquist on Jan. 1, 2007. Enquist announced her retirement as head coach on Sept. 26, 2006.

No stranger to the Bruin dugout, Inouye-Perez starts her 24th straight season in Westwood in 2012. She is a link to four decades of Bruin softball success, joining the UCLA softball program as a freshman in 1989. Inouye-Perez's time is highlighted by seven NCAA Championships and eight Pac-10 titles in her previous 23 years, spending five campaigns as a player and 13 as an assistant coach.

Over Inouye-Perez's 13 seasons (1994-2006) as an assistant coach, UCLA was 617-150-1 (.804) and appeared in the NCAA title game seven times, winning the NCAA Championship in the 1999, 2003 and 2004 seasons. The Bruins also won three Pac-10 titles during that span (1999, 2002, 2006) and in 2004 were named the National Coaching Staff of the Year by the National Fastpitch Coaches Association (NFCA).

Inouye-Perez's primary responsibility as an assistant coach was guiding the Bruin pitchers and catchers, a list which includes many of the most honored and recognizable names in collegiate softball. Behind the dish, where Inouye-Perez also starred as a three-time All-Pac-10 honoree during her playing days at UCLA, she helped mold and

influence arguably the best catcher in the history of USA Softball in Stacey Nuvelman. Under Inouye-Perez's tutelage, Nuvelman became a three-time Pac-10 Player of the Year, four-time, first-team All-American and the NCAA's all-time single season and career home run leader.

Since the Pac-10 Conference began issuing a Pitcher of the Year Award, UCLA has been honored with two winners, Courtney Dale in 1999 and Keira Goerl in 2003. Among the other pitching highlights accomplished by the Bruins over her 13 years as an assistant included at least one All-American award earned by a UCLA pitcher in 12 of those campaigns, including DeeDee Weiman, four-time Olympian Tanya Harding and two-time Olympian Amanda Freed.

In addition, nearly every UCLA pitching record has been set during the time Inouye-Perez has overseen the Bruin battery and the top four pitchers on UCLA's career wins list, Goerl, Selden, Freed and B'Ann Burns, were coached by her.

Inouye-Perez was an exceptionally strong fielder behind the dish for the Bruins. She made her mark immediately as a collegiate player, earning first-team All-Pac-10 as a true freshman and second-team as a sophomore, leading the Bruins to the 1989 and 1990 NCAA Championships before receiving a medical redshirt in 1991 due to shoulder surgery.

She came back strong in 1992, picking up second-team All-Pac-10 honors as the Bruins once again won the national championship and finished with a 54-2 record, the fewest losses in a season in program history. Inouye-Perez also was named to the 1992 All-Women's College World Series Team, going 5-for-12 (.417) with four RBI during WCWS play. She wrapped up her career as a fifth-year senior in 1993 with an NCAA runner-up finish. Impressively, Inouye-Perez did not commit a single fielding error during her final two seasons.

Among the UCLA pitchers during her five seasons as a player were Lisa Longaker and Lisa Fernandez, both of whom were named to the NCAA's 25th Anniversary All-WCWS Team. During her UCLA career, Inouye-Perez played in 22 Women's College World Series games, a mark that is tied for third-best in UCLA history behind only Lisa Fernandez and Kristy Howard (23). Inouye-Perez graduated from UCLA in 1993 with a B.A. in psychology and earned her master's degree in physical education from Azusa Pacific University in 2004.

Prior to college, Inouye-Perez was one of the top players during her ASA days, winning four national championships, with the Panthers (1984, '85 and '89) and the Raiders (1986). She also competed on an international level in Japan in 1985 and in Peru in 1987 (Pan American Tournament) and followed her collegiate career with time playing on the NPF Pro Tour.

Inouye-Perez and her husband, Gerardo Perez, currently reside in Cerritos. Along with Kelly's exploits on the diamond, Gerardo competed as a catcher/DH for Cerritos College from 1988-90 and helped lead the Falcons to the 1989 Junior College National Championship. After a stellar career at Cerritos, he went on to compete at Loyola Marymount, earning first-team All-West Coast Conference honors his junior and senior seasons. He currently teaches health and coaches baseball at Gahr High School in Cerritos. The couple has two children, Michael (12) and Kylie (7).

KELLY INOUE-PEREZ'S HEAD COACHING RECORD

YEAR	RECORD	PAC-10	POSTSEASON
2007	37-18 (.673)	12-9 (T-3rd)	1-2
2008	51-9 (.850)	17-4 (2nd)	6-2 (T-5th)
2009	45-11 (.804)	16-5 (1st)	4-2 (T-9th)
2010	50-11 (.820)	14-7 (2nd)	10-0 (1st)
2011	36-19 (.655)	9-12 (T-6th)	3-2
TOTALS	229-68 (.771)	68-37 (.648)	24-8 (.750)





LISA FERNANDEZ
ASSISTANT COACH
14TH YEAR
UCLA, 1995



One of the most recognizable names in the sport of softball, Lisa Fernandez begins her 14th season on the Bruin coaching staff in 2012.

This is Fernandez's second stint as a full-time assistant coach for UCLA (1997-99, 2007-), also serving as a volunteer assistant from 2000-04. In 13 previous seasons with Fernandez on staff, the Bruins have posted a 613-158-1 (.795) record and have claimed four NCAA Championships in 1999, 2003, 2004 and 2010. UCLA has also won Pac-10 titles in 1999, 2002 and 2009. The program has been honored as the NFCA National Coaching Staff of the Year twice in 2004 and 2010. Arguably the greatest pitcher in softball history, Fernandez has coached seven Bruin hurlers to 13 All-American awards.

Fernandez is a three-time Olympic Gold Medalist, having helped Team USA to victories in the 1996, 2000 and 2004 Olympic Games. In 1996, Fernandez shined in the United States' 3-1 gold-medal victory over China, recording the final three outs to earn a save. She went 1-1 with a 0.33 ERA in softball's inaugural appearance in the Olympics in Atlanta.

In the 2000 Sydney Games, Fernandez pitched the U.S. to victory in both the semifinal win over Australia and the gold-medal game against Japan. She established an Olympic single-game strikeout record with 25 in a round-robin game against Australia and posted a 0.47 earned run average and 52 strikeouts. In 2004, Fernandez was Team USA's top hitter and pitcher, posting a .545 batting average (12-for-22), which set a new record for an Olympic tournament. For the third-consecutive Games, she was also in the circle for the final out of the gold-medal contest, a 5-1 victory over Australia. Fernandez was selected as an alternate to the 2008 Olympics in Beijing.

Away from the U.S. National Team, Fernandez is a member of the ProFastPitch X-treme Tour (PFX), which she has played in for each of the past five summers. In 1999, Fernandez was named the Amateur Softball Association/USA Softball Female Athlete of the Year. As a pitcher and third

baseman, she helped the USA Softball Women's National Team to gold medals at both the Pan American Games and the Canada Cup. She also helped the California Commotion win the ASA Women's Major Fast Pitch championship for the fourth consecutive time.


Fernandez played at UCLA from 1990-93 and completed her psychology degree in 1995. A three-time winner of the sport's Honda Award, Fernandez became the first softball player to win the prestigious Honda-Broderick Cup in 1993, given to the most outstanding collegiate female athlete in all sports. A four-time, first-team All-American, Fernandez led the Bruins to two national championships (1990 & 1992) and two runner-up finishes (1991 & 1993). She was also All-Region and All-Pac-10 first-team each season and Pac-10 Player of the Year her final three years.

With a miniscule 0.22 earned run average, Fernandez went 93-7 with 784 strikeouts. Her ERA ranks second in NCAA history and her 74 shutouts are tops at UCLA and ninth in the NCAA annals. In her junior and senior seasons, Fernandez had the lowest ERA in the nation (0.14 in 1992, 0.25 in 1993), sporting a perfect 29-0 mark in '92. She tossed 11 career no-hitters, including a pair in the 1993 College World Series, along with two perfect games. She ranks second in UCLA history in ERA and fourth in wins and shutouts.

Fernandez was just as powerful at the plate, batting .382 with 15 home runs and 128 runs batted in. She hit .401 in her junior season, but eclipsed that mark by more than 100 points in her senior campaign, batting an NCAA-best .510 with 11 homers and 45 RBI. Fernandez ranks in the UCLA Top 10 in numerous offensive categories, including sixth in average and fourth in hits.

In 2003, Fernandez became the eighth Bruin softball player to be inducted into the UCLA Athletics Hall of Fame.

Fernandez and Mike Lujan, who were married in August 2002, have a son, Antonio (6), and reside in Long Beach.



THE LUJAN FAMILY - LISA, ANTONIO (6) AND MIKE



FERNANDEZ'S FINAL GAME WITH TEAM USA ON APRIL 22, 2008 AT EASTON STADIUM



GINA VECCHIONE
ASSISTANT COACH
13TH YEAR
UCLA, 1984



Gina Vecchione begins her 13th season as a member of the UCLA coaching staff in 2012. Vecchione works with the Bruin outfielders and hitters and also serves as the first-base coach.

In 2010, Vecchione was a part of her fourth National Championship at UCLA and her third as an assistant coach. The Bruins set school records for home runs, slugging and on base percentages and walks.

Since Vecchione joined the Bruin coaching staff prior to the start of the 2000 season, UCLA has played in the NCAA Championship game or series six times, winning back-to-back NCAA titles in 2003 and 2004. The Bruins, who have also claimed Pac-10 titles in 2002, 2006 and 2009 during Vecchione's tenure, have amassed a 573-140-1 record during her previous 12 campaigns for an .803 winning percentage.

On April 28, 2007, Vecchione became just the fourth player in UCLA history to have her number retired. Her #2 was enshrined prior to the Bruins' 6-3 victory over Oregon State.

UCLA has been tabbed as the Coaching Staff of the Year three times during Vecchione's tenure in 2000, 2004 and 2010, receiving NFCA Pacific Region honors in '00 and '04 and National honors in '04 and '10. The award in 2000 marked Vecchione's second in a row after earning the honor in her final season as an assistant coach at Oregon State in 1999.

Vecchione spent five seasons at OSU (1995-99) and was the top assistant to former Bruin coach Kirk Walker. In her final season in Corvallis, the Beavers advanced to the NCAA Regional championship game, falling one win short of the Women's College World Series.

As a player in Westwood, Vecchione earned All-Pacific Region selections in the outfield three times in 1980, '81 and '82. In 1981, she led the Bruins in doubles with 10 and tied for the team lead with three triples and 21 runs batted in. Vecchione again tied for the top spot in triples (4) and RBI (12) as a senior. In 1982, Vecchione was a member of the All-College World Series team, as the Bruins won the inaugural NCAA Softball Championship. Following that season, Vecchione received second-team All-American honors. Vecchione earned softball's top honor in 1997 when she became the first UCLA player inducted into the Amateur Softball Association's Hall of Fame.

Immediately after the conclusion of her collegiate playing career, Vecchione remained in Westwood, serving as a volunteer assistant coach for the softball program while working in event management at UCLA. She was also a member of the 1983 U.S. National Team for the Pan American Games.

Vecchione also has instructional videos to her credit and her coaching career includes three seasons as an assistant coach for the ASA's California Commotion, a team that won three consecutive women's major fastpitch national titles. After the conclusion of her collegiate career, Vecchione played 12 seasons with the Raybestos Brakettes of Stratford, Conn., winners of eight ASA titles and three World titles. Vecchione was named to the ASA All-American team seven times and was the top hitter at the 1988 national tournament with a .444 average.

A native of New Rochelle, N.Y., Vecchione, whose family also resides in New York, earned a bachelor's degree in sociology from UCLA in 1984.



GINA VECCHIONE'S RETIRED JERSEY CEREMONY





GIONNA DISALVATORE
VOLUNTEER ASS'T. COACH
FIRST YEAR
UCLA, 2011

GiOnna DiSalvatore begins her first season as a volunteer assistant coach for the UCLA softball program in 2012 after completing an outstanding four-year career with the Bruins.

A two-time, first-team NFCA All-American, three-time All-Region selection, four-time All-Pac-10 honoree (two first team, two second team) and three-time Pac-10 Player of the Week, DiSalvatore ranks in the UCLA all-time Top 10 in seven offensive categories, including first in doubles with 65.

She is also third in runs scored (177), sixth in hits (264), runs batted in (167) and total bases (417), eighth in at-bats (738) and 10th in walks (89).

DiSalvatore has three of the Top 10 single-season marks for doubles, posting 19 during UCLA's National Championship season of 2010 (T-2nd), 17 in 2011 (T-5th) and 16 in 2008 (T-8th). She also hit .358 during her four campaigns, batting over .320 every season, and adding 24 home runs, a .565 slugging percentage and a .429 on base percentage, starting all 229 games she played in. DiSalvatore had 76 career multiple-hit games and 45 multi-RBI contests.

Last summer, DiSalvatore played with the National Pro Fastpitch League's NPF Diamonds and had nine hits in 46 at-bats in 20 games with three runs batted in, three doubles and five walks.

DiSalvatore graduated from UCLA with a degree in sociology in 2011.



MONICA HARRISON
UNDERGRADUATE ASS'T. COACH

Monica Harrison joins the UCLA coaching staff as an undergraduate assistant coach in 2012.

Harrison was a four-year letterwinner for the Bruins (2008-11) and played in 169 games, posting a .268 batting average, 14 home runs and 69 runs batted in. She also had 26 doubles, 90 runs scored, 44 walks and 25 sacrifice hits.

After being named to the All-Pac-10 Freshmen team in '08, Harrison was a second-team All-Pac-10 selection in 2009 after hitting .299 and placing second on the team with eight sacrifice hits and fourth with 10 home runs. She became the first


UCLA player to hit three home runs in one game on April 26 at Arizona State.

In the Bruins' championship season of 2010, Harrison hit .273 with three homers and 24 RBI, also leading the Bruins with 17 sacrifice hits, tying for second with 15 doubles and placing third with 41 runs scored. Her .977 fielding percentage with only five errors was the best percentage among Pac-10 shortstops. Harrison did not play during the 2011 season due to injury.

A two-time All-Pac-10 Academic honoree (second team in 2010, honorable mention in 2009), Harrison is working towards her degree in anthropology.



NOVEEN MOINPOUR
DIRECTOR OF OPERATIONS




MONICA AGUILAR
TEAM MANAGER



JAMES YBIERNAS
SPORTS INFO. DIRECTOR



CHRISTINA GRAMER
ATHLETIC TRAINER



KIRA KONAT
STUDENT ATHLETIC TRAINER



LAUREN SELIGMAN
STUDENT ATHLETIC TRAINER



2011 IN REVIEW

OVERALL STATISTICS

#	PLAYER	AVG	GP-GS	AB	R	H	2B	3B	HR	RBI	TB	SLG%	BB	HBP	SO	GDP	OB%	SF	SH	SB-ATT	PO	A	E	FLD%
18	Andrea Harrison	.409	55-55	164	39	67	12	1	15	52	126	.768	29	7	19	0	.512	1	1	1-2	152	10	1	.994
3	GiOnna DiSalvatore	.347	55-55	176	43	61	17	1	5	30	95	.540	28	3	12	0	.440	2	2	1-2	74	79	10	.939
27	Kellie Fox	.342	55-55	158	35	54	9	0	11	45	96	.608	29	2	29	2	.445	2	8	6-8	82	113	14	.933
19	B.B. Bates	.324	54-54	176	37	57	7	1	11	44	99	.563	11	5	39	2	.376	2	6	7-8	42	2	3	.936
29	Katie Schroeder	.324	54-53	176	44	57	12	0	4	21	81	.460	27	8	41	1	.436	0	2	5-8	37	1	2	.950
34	Alyssa Tiumalu	.302	47-46	126	19	38	5	0	9	24	70	.556	21	2	38	0	.401	3	4	0-0	256	28	2	.993
21	Grace Murray	.286	35-4	7	17	2	0	0	0	2	2	.286	0	1	3	0	.375	0	1	2-2	16	2	0	1.000
15	Jessica Hall	.284	31-28	74	11	21	1	0	5	10	37	.500	16	3	23	1	.430	0	0	0-1	23	32	5	.917
23	Amy Crawford	.276	31-14	29	9	8	1	0	2	5	15	.517	3	8	11	0	.475	0	1	1-1	76	3	5	.940
42	Devon Lindvall	.266	38-27	64	17	17	0	0	3	16	26	.406	11	5	21	3	.407	1	2	2-2	41	0	3	.932
44	Dani Yudin	.264	35-35	87	7	23	3	0	3	19	35	.402	26	4	15	2	.453	0	1	0-0	178	6	0	1.000
9	Talee Snow	.239	50-49	92	13	22	4	0	0	14	26	.283	15	2	12	2	.351	2	12	0-1	80	60	5	.966
7	Samantha Camuso	.190	22-22	63	1	12	2	0	0	2	14	.222	5	3	16	0	.282	0	0	0-0	14	10	0	1.000
4	Marti Reed	.143	23-10	42	9	6	1	0	0	2	7	.167	6	1	12	1	.265	0	0	0-1	2	3	1	.833
24	Aleah Macon	.000	1-0	1	0	0	0	0	0	0	0	.000	0	0	1	0	.000	0	0	0-0	0	6	0	1.000
11	Sydney Leroux	.000	5-0	0	1	0	0	0	0	0	0	.000	0	0	0	0	.000	0	0	1-2	0	0	0	.000
5	Donna Kerr	-	-	-	-	-	-	-	-	-	-	-	-	-	-	-	-	-	-	-	15	33	3	.941
13	Destiny Rodino	-	-	-	-	-	-	-	-	-	-	-	-	-	-	-	-	-	-	-	0	2	0	1.000
UCLA		.310	55	1435	302	445	74	3	68	286	729	.508	227	54	292	14	.420	13	40	26-38	1088	390	54	.965
OPPONENTS		.217	55	1381	173	300	37	7	27	144	432	.313	159	43	347	7	.316	6	21	62-75	1057	381	51	.966

LOB - Team (413), Opp (352). DPs turned - Team (11), Opp (19). IBB - Team (3), Harrison, A. 2, Tiumalu 1, Opp (2). Picked off - Tiumalu 1.

#	PLAYER	ERA	W-L	APP	GS	CG	SHO/CBO	SV	IP	H	R	ER	BB	SO	2B	3B	HR	AB	B/AVG	WP	HBP	BK	SFA	SHA
5	Donna Kerr	2.38	14-10	36	28	11	3/1	2	170.1	138	81	58	69	182	12	2	15	646	.214	10	30	0	1	13
15	Jessica Hall	2.59	16-9	35	24	10	3/2	2	137.2	111	61	51	70	114	19	4	5	519	.214	13	6	2	3	6
24	Aleah Macon	2.95	4-0	17	0	0	0/1	2	38.0	31	20	16	16	41	5	1	5	146	.212	4	5	0	2	1
13	Destiny Rodino	3.36	2-0	6	3	0	0/0	0	16.2	20	11	8	4	10	1	0	2	70	.286	0	2	0	0	1
UCLA		2.57	36-19	55	55	21	8/2	6	362.2	300	173	133	159	347	37	7	27	1381	.217	27	43	2	6	21
OPPONENTS		5.17	19-36	55	55	24	3/1	3	352.1	445	302	260	227	292	74	3	68	1435	.310	29	54	5	13	40

PB - Tm (20), Tiumalu 15, Yudin 4, Murray 1, Opp (9). Pickoffs - Tm (2), Tiumalu 2, Opp (1). SBA/ATT - Tiumalu (31-42), Kerr (30-40), Murray (21-23), Hall (17-18), Yudin (10-10), Macon (8-9), Rodino (7-8).

PAC-10 STATISTICS

#	PLAYER	AVG	GP-GS	AB	R	H	2B	3B	HR	RBI	TB	SLG%	BB	HBP	SO	GDP	OB%	SF	SH	SB-ATT	PO	A	E	FLD%
18	Andrea Harrison	.394	21-21	66	10	26	3	0	4	13	41	.621	9	0	9	0	.461	1	0	0-1	59	4	0	1.000
42	Devon Lindvall	.316	13-8	19	6	6	0	0	2	5	12	.632	2	1	6	1	.409	0	2	0-0	13	0	1	.929
29	Katie Schroeder	.313	20-19	67	10	21	4	0	0	5	25	.373	6	3	20	0	.395	0	0	1-2	19	1	1	.952
44	Dani Yudin	.265	19-19	49	3	13	3	0	0	5	16	.327	12	2	8	1	.429	0	1	0-0	84	3	0	1.000
3	GiOnna DiSalvatore	.262	21-21	65	13	17	4	0	1	3	24	.369	13	1	4	0	.392	0	1	0-1	26	22	7	.873
9	Talee Snow	.257	18-17	35	3	9	1	0	0	3	10	.286	7	1	4	2	.395	0	4	0-0	38	27	1	.985
27	Kellie Fox	.230	21-21	61	6	14	1	0	4	13	27	.443	10	0	18	1	.333	1	4	1-2	34	51	1	.988
19	B.B. Bates	.227	21-21	66	7	15	0	0	3	12	24	.364	3	1	21	1	.271	0	2	2-2	14	1	0	1.000
15	Jessica Hall	.222	9-6	18	2	4	0	0	0	0	4	.222	2	1	9	1	.333	0	0	0-0	0	4	0	1.000
34	Alyssa Tiumalu	.183	21-21	60	8	11	1	0	5	9	27	.450	9	0	22	0	.286	1	1	0-0	126	17	1	.993
7	Samantha Camuso	.159	16-16	44	0	7	2	0	0	1	9	.205	3	3	12	0	.260	0	0	0-0	14	10	0	1.000
4	Marti Reed	.000	4-0	3	0	0	0	0	0	0	0	.000	0	0	2	0	.000	0	0	0-0	0	0	0	.000
23	Amy Crawford	.000	7-0	2	2	0	0	0	0	0	0	.000	0	1	1	0	.333	0	0	0-0	0	0	0	.000
21	Grace Murray	.000	15-0	0	5	0	0	0	0	0	0	.000	0	0	0	0	.000	0	0	0-0	0	0	0	.000
5	Donna Kerr	-	-	-	-	-	-	-	-	-	-	-	-	-	-	-	-	-	-	-	7	14	1	.955
13	Destiny Rodino	-	-	-	-	-	-	-	-	-	-	-	-	-	-	-	-	-	-	-	0	1	0	1.000
24	Aleah Macon	-	-	-	-	-	-	-	-	-	-	-	-	-	-	-	-	-	-	-	0	5	0	1.000
UCLA		.258	21	555	75	143	19	0	19	69	219	.395	76	14	136	7	.360	3	15	4-8	434	160	13	.979
OPPONENTS		.247	21	563	81	139	16	1	18	73	211	.375	58	20	127	2	.337	3	5	19-28	436	139	19	.968

LOB - Team (152), Opp (134). DPs turned - Team (3), Opp (8). IBB - Team (2), Tiumalu 1, Harrison, A. 1, Opp (1). Picked off - Tiumalu 1.

#	PLAYER	ERA	W-L	APP	GS	CG	SHO/CBO	SV	IP	H	R	ER	BB	SO	2B	3B	HR	AB	B/AVG	WP	HBP	BK	SFA	SHA
13	Destiny Rodino	1.83	1-0	3	2	0	0/0	0	7.2	11	4	2	1	3	1	0	1	34	.324	0	0	0	0	0
24	Aleah Macon	2.04	1-0	8	0	0	0/0	1	24.0	20	9	7	6	23	4	0	3	90	.222	2	2	0	2	1
5	Donna Kerr	3.46	4-8	17	12	3	1/0	1	79.0	76	48	39	30	76	6	1	11	309	.246	4	17	0	0	4
15	Jessica Hall	4.12	3-4	11	7	0	0/0	1	34.0	32	20	20	21	25	5	0	3	130	.246	3	1	1	1	0
UCLA		3.29	9-12	21	21	3	1/0	3	144.2	139	81	68	58	127	16	1	18	563	.247	9	20	1	3	5
OPPONENTS		3.03	12-9	21	21	13	3/1	2	145.1	143	75	63	76	136	19	0	19	555	.258	14	14	0	3	15

PB - Team (5), Tiumalu 4, Yudin 1, Opp (2). Pickoffs - Team (1), Tiumalu 1, Opp (1). SBA/ATT - Tiumalu (17-26), Kerr (8-15), Hall (6-7), Macon (5-6), Yudin (2-2).

DATE	OPPONENT	RANK	W/L	SCORE	UCLA R-H-E	OPP R-H-E	INN	RECORD	PAC-10	PITCHER OF RECORD	ATT	TIME
FEBRUARY 11	UTAH STATE ²	1/-	W	19-0	19-15-2	0-0-2	5	1-0	0-0	KERR (W 1-0)	545	2:03
FEBRUARY 11	NORTH DAKOTA STATE ²	1/-	W	7-0	7-8-1	0-2-1	7	2-0	0-0	HALL (W 1-0)	545	1:50
FEBRUARY 12	NORTH DAKOTA STATE ²	1/-	W	15-2	15-8-2	2-5-2	5	3-0	0-0	KERR (W 2-0)	868	2:05
FEBRUARY 12	UCF ²	1/-	W	10-2	10-8-2	2-3-1	5	4-0	0-0	HALL (W 2-0)	868	1:57
FEBRUARY 13	SAN DIEGO STATE ²	1/-	W	8-2	8-10-2	2-5-0	7	5-0	0-0	KERR (W 3-0)	791	2:04
February 18	vs. SIU Edwardsville ³	1/-	W	3-2	3-5-2	2-7-0	9	6-0	0-0	Kerr (W 4-0)	486	2:30
February 18	vs. Arkansas ³	1/-	L	3-4	3-9-0	4-7-1	7	6-1	0-0	Hall (L 2-1)	486	2:12
February 19	vs. Utah ³	1/-	W	6-2	6-12-3	2-9-3	7	7-1	0-0	Hall (W 3-1)	235	2:21
February 19	vs. Portland State ³	1/-	W	3-0	3-6-0	0-2-2	7	8-1	0-0	Hall (W 4-1)	100	2:02
February 20	vs. Utah State ³	1/-	W	13-3	13-12-0	3-3-0	6	9-1	0-0	Hall (W 5-1)	175	2:21
February 23	at Cal State Northridge	2/-	W	8-0	8-7-0	0-1-1	5	10-1	0-0	Hall (W 6-1)	212	1:29
February 25	vs. Florida ⁴	2/4	L	1-4	1-5-1	4-6-1	7	10-2	0-0	Hall (L 6-2)	747	1:48
February 25	vs. Oklahoma ⁴	2/6	W	3-0	3-7-0	0-4-0	7	11-2	0-0	Kerr (W 5-0)	747	2:02
February 26	vs. Tennessee ⁴	2/8	L	1-7	1-6-5	7-6-2	7	11-3	0-0	Hall (L 6-3)	923	2:11
February 27	vs. Northwestern ⁴	2/-	W	5-4	5-7-1	4-10-0	8	12-3	0-0	Macon (W 1-0)	692	2:22
February 27	vs. Ohio State ⁴	2/-	W	12-5	12-15-3	5-8-2	7	13-3	0-0	Hall (W 7-3)	747	2:30
March 4	vs. BYU ⁵	6/-	W	5-2	5-11-0	2-6-1	7	14-3	0-0	Hall (W 8-3)	433	2:25
March 4	vs. Baylor ⁵	6/-	L	1-5	1-3-0	5-10-1	7	14-4	0-0	Kerr (L 5-1)	433	2:09
March 5	at San Diego State ⁵	6/-	W	3-1	3-7-0	1-6-2	7	15-4	0-0	Hall (W 9-3)	803	2:13
March 5	vs. Cal Poly ⁵	6/-	W	4-0	4-4-1	0-2-1	7	16-4	0-0	Hall (W 10-3)	803	1:55
March 11	vs. Sacramento State ⁶	9/-	W	5-3	5-9-1	3-8-2	7	17-4	0-0	Hall (W 11-3)	214	2:21
March 11	vs. Long Beach State ⁶	9/-	W	7-3	7-13-1	3-2-0	7	18-4	0-0	Kerr (W 6-1)	811	2:10
March 12	vs. Cal State Fullerton ⁶	9/-	W	11-2	11-13-0	2-5-1	5	19-4	0-0	Kerr (W 7-1)	232	1:51
March 12	vs. BYU ⁶	9/-	L	4-6	4-5-1	6-8-0	7	19-5	0-0	Hall (L 11-4)	232	2:33
March 13	vs. Saint Mary's ⁶	9/-	W	12-1	12-12-2	1-3-1	5	20-5	0-0	Hall (W 12-4)	246	1:37
MARCH 24	OHIO	7/-	W	9-1	9-9-0	1-2-0	5	21-5	0-0	KERR (W 8-1)	184	1:24
MARCH 29	UC SANTA BARBARA	7/-	W	12-2	12-10-2	2-2-1	5	22-5	0-0	HALL (W 13-4)	162	2:00
MARCH 29	UC SANTA BARBARA	7/-	W	10-4	10-8-5	4-4-0	7	23-5	0-0	RODINO (W 1-0)	162	2:27
APRIL 1	OREGON STATE ¹	7/-	W	6-2	6-11-0	2-3-2	7	24-5	1-0	KERR (W 9-1)	570	2:09
APRIL 2	OREGON STATE ¹	7/-	W	9-1	9-7-0	1-3-0	6	25-5	2-0	HALL (W 14-4)	1002	2:05
APRIL 3	OREGON STATE ¹	7/-	W	12-2	12-9-1	2-3-2	5	26-5	3-0	KERR (W 10-1)	578	1:57
APRIL 6	LOYOLA MARYMOUNT	6/-	W	5-4	5-13-0	4-3-1	7	27-5	3-0	MACON (W 2-0)	153	1:47
APRIL 8	STANFORD ¹	6/13	W	6-5	6-14-2	5-11-2	14	28-5	4-0	MACON (W 3-0)	728	4:02
APRIL 9	STANFORD ¹	6/13	L	2-6	2-10-0	6-9-1	7	28-6	4-1	HALL (L 14-5)	820	2:32
APRIL 10	STANFORD ¹	6/13	L	1-5	1-5-1	5-9-0	7	28-7	4-2	KERR (L 10-2)	913	2:08
April 15	at Arizona State ¹	9/1	W	4-1	4-4-0	1-3-0	7	29-7	5-2	Kerr (W 11-2)	1967	1:49
April 16	at Arizona State ¹	9/1	L	0-2	0-4-0	2-5-1	7	29-8	5-3	Hall (L 14-6)	2106	1:43
April 17	at Arizona State ¹	9/1	L	0-5	0-4-0	5-8-0	7	29-9	5-4	Kerr (L 11-3)	1790	1:57
APRIL 21	WASHINGTON ¹	11/9	W	4-0	4-6-0	0-1-1	7	30-9	6-4	KERR (W 12-3)	588	1:48
APRIL 22	WASHINGTON ¹	11/9	W	5-2	5-7-0	2-10-2	7	31-9	7-4	HALL (W 15-6)	1331	2:22
APRIL 23	WASHINGTON ¹	11/9	L	3-4	3-7-2	4-9-0	9	31-10	7-5	KERR (L 12-4)	1246	2:58
April 29	at California ¹	8/9	L	2-7	2-7-1	7-11-0	7	31-11	7-6	Kerr (L 12-5)	175	1:50
April 30	at California ¹	8/9	L	1-9	1-4-0	9-7-1	5	31-12	7-7	Hall (L 15-7)	417	1:23
May 1	at California ¹	8/9	L	1-2	1-6-1	2-8-2	7	31-13	7-8	Kerr (L 12-6)	735	1:49
MAY 6	ARIZONA ¹	12/11	L	1-5	1-3-1	5-5-0	7	31-14	7-9	KERR (L 12-7)	1084	2:22
MAY 7	ARIZONA ¹	12/11	L	1-7	1-6-1	7-7-0	7	31-15	7-10	HALL (L 15-8)	1328	2:08
MAY 8	ARIZONA ¹	12/11	W	5-1	5-9-0	1-6-0	7	32-15	8-10	RODINO (W 2-0)	1328	1:56
May 12	at Oregon ¹	12/11	L	5-6	5-8-2	6-9-1	7	32-16	8-11	Kerr (L 12-8)	428	2:24
May 13	at Oregon ¹	12/11	W	7-4	7-9-1	4-6-3	7	33-16	9-11	Hall (W 16-8)	860	2:08
May 14	at Oregon ¹	12/11	L	0-5	0-3-0	5-6-1	7	33-17	9-12	Kerr (L 12-9)	561	2:05
May 20	vs. Jacksonville ⁷	14/-	W	2-0	2-2-0	0-4-2	7	34-17	9-12	Kerr (W 13-9)	1209	1:43
May 21	at Florida ⁷	14/3	L	2-4	2-5-1	4-4-1	7	34-18	9-12	Hall (L 16-9)	1281	2:00
May 21	vs. Jacksonville ⁷	14/-	W	12-4	12-21-1	4-2-0	7	35-18	9-12	Kerr (W 14-9)	1281	2:16
May 22	at Florida ⁷	14/3	W	3-2	3-9-1	2-1-0	7	36-18	9-12	Macon (W 4-0)	1091	2:16
May 22	at Florida ⁷	14/3	L	3-11	3-8-1	11-11-0	5	36-19	9-12	Kerr (L 14-10)	1091	1:35

HOME GAMES IN BOLD CAPS. Rank = Better ranking between NFCA and USA Softball polls. 1 - Pac-10 Conference Games, 2 - Stacy Winsberg Memorial Tournament (Easton Stadium),

3 - Louisville Slugger Desert Classic (Las Vegas, Nev.), 4 - Cathedral City Classic (Cathedral City, Calif.), 5 - Long Beach Marriott Invitational (Lakewood, Calif.), 6 - NCAA Regionals (Gainesville, Fla.)

2011 TEAM GAME HIGHS

52, vs. Stanford (April 8)	HITTING	
19, vs. Utah State (Feb. 11)	AT-BATS	7, B.B. Bates, GiOnna DiSalvatore and Katie Schroeder vs. Stanford (April 8)
21, vs. Jacksonville (May 21)	RUNS SCORED	4, Katie Schroeder vs. Utah State (Feb. 11) and B.B. Bates vs. Utah State (Feb. 20)
19, vs. Utah State (Feb. 11)	HITS	5, Andrea Harrison vs. Jacksonville (May 21)
5, vs. Utah State (Feb. 11)	RUNS BATTED IN	6, Andrea Harrison vs. San Diego State (Feb. 13) and vs. Oregon State (April 3)
1, vs. Saint Mary's (March 13), vs. Loyola Marymount (April 6) and vs. Jacksonville (May 20)	DOUBLES	3, Katie Schroeder vs. Utah State (Feb. 11)
4, Four Times	TRIPLES	1, Three Times
33, vs. Jacksonville (May 21)	HOME RUNS	2, Seven Times
13, vs. North Dakota State (Feb. 12)	TOTAL BASES	12, Andrea Harrison vs. Jacksonville (May 21)
3, vs. Northwestern (Feb. 27)	WALKS	3, Six Times
3, vs. North Dakota State (Feb. 12)	SACRIFICE HITS	2, Talee Snow vs. Cal Poly (March 5) and Devon Lindvall vs. Arizona (May 7)
4, vs. Ohio State (Feb. 27)	SACRIFICE FLIES	2, Talee Snow vs. North Dakota State (Feb. 12)
3, Six Times	STOLEN BASES	2, Devon Lindvall at San Diego State (March 5) and B.B. Bates vs. Oregon State (April 3)
	HIT BY PITCH	2, Amy Crawford vs. Utah State (Feb. 20) and B.B. Bates vs. Jacksonville (May 21)
	FIELDING	
42, vs. Stanford (April 8)	PUTOUTS	15, Alyssa Tiumalu vs. Stanford (April 8)
15, vs. Portland State (Feb. 19) and vs. Stanford (April 8)	ASSISTS	7, Kellie Fox vs. Stanford (April 8)
	PITCHING	
14.0, vs. Stanford (April 8)	INNINGS PITCHED	9.0, Donna Kerr vs. SIU Edwardsville (Feb. 18)
15, vs. Stanford (April 8)	STRIKEOUTS	12, Donna Kerr vs. SIU Edwardsville (Feb. 18)

2011 UCLA RECORD ...

Overall:	36-19
At Easton Stadium:	16-5
On Road:	5-9
At Neutral Sites:	15-5
vs. Pac-10:	9-12
vs. Pac-10 at Home:	7-5
vs. Pac-10 on Road:	2-7
In NCAA Tournament:	3-2
vs. Ranked Teams:	8-16
Against Left-Handed Starters:	5-2
Against Right-Handed Starters:	31-17
On Tuesdays:	2-0
On Wednesdays:	2-0
On Thursdays:	2-1
On Fridays:	13-5
On Saturdays:	9-9
On Sundays:	8-4
In February:	13-3
In March:	10-2
In April:	8-7
In May:	5-7
In 1-Run Games:	5-4
In 2-Run Games:	3-3
In 5+ Run Games:	16-7
In Day Games (before 5 p.m.):	21-12
In Night Games (after 5 p.m.):	15-7
In Extra Innings:	3-1
In Mercy-Rule Games:	11-2
In Shutouts:	8-3
When Scoring First:	27-7
When Opponent Scores First:	9-12
When Scoring in First Inning:	23-3
When Opponent Scores in First:	8-7
When Hitting 0 Home Runs:	10-13
When Hitting 1 Home Run:	6-5
When Hitting 2+ Home Runs:	20-1
When Opponent Hits 0 Home Runs:	28-7
When Opponent Hits 1 Home Run:	7-7
When Opponent Makes 2+ Home Runs:	1-5
When Making 0 Errors:	16-7
When Making 1 Error:	9-9
When Making 2+ Errors:	11-3
When Opponent Makes 0 Errors:	13-8
When Opponent Makes 1 Error:	10-9
When Opponent Makes 2+ Errors:	13-2
When Out-hitting Opponent:	32-3
When Getting Out-hit by Opponent:	4-15
When Hits are Tied:	0-1

MISCELLANEOUS STATISTICS

SCORE BY INNINGS										
Inning	1	2	3	4	5	6	7	8	9	EX Total
UCLA	55	24	46	64	57	37	12	3	2	302
Opponents	39	24	26	25	22	24	8	2	2	173
RECORD WHEN TEAM SCORES:										
Runs	0	1	2	3	4	5	6	7	8	9 10+
W-L	0-3	0-8	1-3	5-3	3-1	6-1	3-0	3-0	2-0	2-0 11-0
RECORD WHEN OPPONENT SCORES:										
Runs	0	1	2	3	4	5	6	7	8	9 10+
W-L	8-0	6-0	12-2	3-0	5-4	2-5	0-3	0-3	0-0	0-1 0-1
RECORD WHEN LEADING AFTER:										
Inning	1	2	3	4	5	6				
W-L	20-3	19-3	22-2	29-1	22-1	21-1				
RECORD WHEN TRAILING AFTER:										
Inning	1	2	3	4	5	6				
W-L	5-6	8-8	6-14	5-15	3-13	3-15				
RECORD WHEN TIED AFTER:										
Inning	1	2	3	4	5	6				
W-L	11-10	9-8	8-3	2-3	2-3	1-1				
MULTIPLE-HIT GAMES						MULTIPLE-RBI GAMES				
TOTAL (2 HITS-3-4-5+)	PLAYER					TOTAL (2 RBI-3-4-5+)				
14 (10-2-2)	B.B. Bates					13 (7-3-3)				
3 (3)	Samantha Camuso					0				
3 (3)	Amy Crawford					1 (1)				
17 (12-5)	GiOnna DiSalvatore					8 (5-2-1)				
11 (10-1)	Kellie Fox					10 (3-5-2)				
4 (4)	Jessica Hall					3 (3)				
20 (12-5-2-1)	Andrea Harrison					10 (1-3-3-3)				
2 (2)	Devon Lindvall					5 (4-0-0-1)				
1 (1)	Grace Murray					1 (1)				
1 (1)	Marti Reed					0				
18 (15-2-1)	Katie Schroeder					7 (6-1)				
2 (2)	Talee Snow					5 (5)				
9 (7-2)	Alyssa Tiumalu					6 (6)				
3 (3)	Dani Yudin					5 (2-1-2)				
LONGEST HITTING STREAKS: Alyssa Tiumalu 12, GiOnna DiSalvatore 10, Kellie Fox 9, Katie Schroeder 8, B.B. Bates 7, Andrea Harrison 7, Talee Snow 5, Jessica Hall 4, Dani Yudin 4, Devon Lindvall 4, Samantha Camuso 3, Marti Reed 3, Amy Crawford 2, Grace Murray 1.										
2011 ATTENDANCE										
OVERALL	GMS	TOTAL	AVG	PAC-10	GMS	TOTAL	AVG			
HOME	21	15,794	752	HOME	12	11,516	959			
ROAD	14	13,517	965	ROAD	9	9,039	1,004			
NEUTRAL	20	11,232	561							
TOTAL	55	40,543	737	TOTAL	21	20,555	978			

CATEGORY LEADERS

BATTING AVERAGE		WALKS	
Andrea Harrison	.409	Kellie Fox	
GiOnna DiSalvatore	.347	Andrea Harrison	29
Kellie Fox	.342	GiOnna DiSalvatore	28
SLUGGING PERCENTAGE		HIT BY PITCH	
Andrea Harrison	.768	Amy Crawford	
Kellie Fox	.608	Katie Schroeder	8
B.B. Bates	.563	Andrea Harrison	7
ON BASE PERCENTAGE		SACRIFICE BUNTS	
Andrea Harrison	.512	Talee Snow	12
Amy Crawford	.475	Kellie Fox	8
Dani Yudin	.453	B.B. Bates	6
AT-BATS		SACRIFICE FLIES	
B.B. Bates		Alyssa Tiumalu	3
GiOnna DiSalvatore		Four tied with	2
Katie Schroeder	176	STOLEN BASES	
RUNS SCORED		B.B. Bates	7
Katie Schroeder	44	Kellie Fox	6
GiOnna DiSalvatore	43	Katie Schroeder	5
Andrea Harrison	39	EARNED RUN AVERAGE	
HITS		Donna Kerr	2.38
Andrea Harrison	67	Jessica Hall	2.59
GiOnna DiSalvatore	61	OPPOSING BATTING AVERAGE	
B.B. Bates/Katie Schroeder	57	Aleah Macon	.212
RUNS BATTED IN		Jessica Hall/Donna Kerr	.214
Andrea Harrison	52	WINS	
Kellie Fox	45	Jessica Hall	16
B.B. Bates	44	Donna Kerr	14
DOUBLES		INNINGS PITCHED	
GiOnna DiSalvatore	17	Donna Kerr	170.1
Andrea Harrison		Jessica Hall	137.2
Katie Schroeder	12	STRIKEOUTS	
TRIPLES		Donna Kerr	182
B.B. Bates/GiOnna DiSalvatore/Andrea Harrison	1	Jessica Hall	114
HOME RUNS		APPEARANCES	
Andrea Harrison	15	Donna Kerr	36
B.B. Bates	11	Jessica Hall	35
Kellie Fox	11	GAMES STARTED	
TOTAL BASES		Donna Kerr	28
Andrea Harrison	126	Jessica Hall	24
B.B. Bates	99	SHUTOUTS	
Kellie Fox	96	Jessica Hall	
		Donna Kerr	3



OPPONENTS

PAC-12 CONFERENCE STAFF DIRECTORY

1350 Treat Blvd., Suite 500, Walnut Creek, CA 94597
Phone: (925) 932-4411 • Fax: (925) 932-4601

COMMISSIONER

Larry Scott

DEPUTY COMMISSIONER/CHIEF OPERATING OFFICER

Kevin Weiberg

GENERAL COUNSEL/VP OF BUSINESS AFFAIRS

Woodie Dixon

CHIEF MARKETING OFFICER

Danette Leighton

CHIEF FINANCIAL OFFICER

Ron McQuate

SENIOR ASSOCIATE COMMISSIONER/SWA

Gloria Nevarez

ASSOC. COMMISH., GOVERNANCE & ENFORCEMENT

Ron Barker

ASSOCIATE COMMISSIONER, SPORTS MANAGEMENT

Chris Dawson

VICE PRESIDENT, COMMUNICATIONS

Dave Hirsch

VICE PRESIDENT, PUBLIC AFFAIRS

Kirk Reynolds

ASSOCIATE COMMISSIONER, TELEVISION

Duane Lindberg

ASSOCIATE COMMISSIONER, COMPLIANCE

Mike Matthews

SENIOR DIRECTOR, MARKETING

Heather Vaughan

CONTROLLER

Matt Andrus

ASSISTANT COMMISSIONER, VIDEO OPERATIONS

Kristina Case

ASSISTANT COMMISSIONER, COMMUNICATIONS

Natalia Ciccone

DIRECTOR, BUSINESS DEVELOPMENT

Chris Giles

ASSISTANT COMMISSIONER, LEGISLATION

Tammy Newman

ASS'T. COMM., SPORTS MANAGEMENT & CHAMPIONSHIPS

Heather Perry

ASSISTANT COMMISSIONER, COMPLIANCE

Erik Price

MANAGER, SPORTS MANAGEMENT

Kristine Berndt

ASSISTANT COMMISSIONER, OFFICE MANAGEMENT

Pat Cesnik

ASSISTANT DIRECTOR, BUSINESS AND FINANCE

Lina Diaz

SENIOR MANAGER, INTERNATIONAL

Carrie Xu

MANAGERS, BUSINESS DEVELOPMENT

Taylor Lien and Katie Neal

DIGITAL MEDIA MANAGER

Nic Lloyd

COORDINATOR OF SOFTBALL OFFICIATING

Joanne Venditto

COMMUNICATIONS FELLOWS

Allison Yee and Sarah Kezele

ADMINISTRATIVE FELLOW

Theo Robertson

ADMINISTRATIVE ASSISTANTS

Wendy Heredia, Michelle Zumalt,
Jennifer Carey-Ruiz, Lytisha Santiago

Built on a firm foundation of academic excellence and superior athletic performance, the Conference ushers in a new era with the additions of the University of Colorado and University of Utah, officially becoming the Pac-12 Conference on July 1, 2011.

The Pac-12 rises above the rest, upholding its tradition as the "Conference of Champions"®, claiming an incredible 180 NCAA team titles over the past two decades, including nine in 2010-11, averaging nearly nine championships per academic year. Even more impressive has been the breadth of the Pac-12's success, with championships coming in 27 different men's and women's sports. The Pac-12 has led the nation in NCAA Championships in 45 of the last 51 years and finished second five times.

Spanning nearly a century of outstanding athletics achievements, the Pac-12 was the first conference to reach 400 championships in 2010-11. With the inclusion of CU and UU, league teams have captured 442 NCAA titles (302 men's, 140 women's), outdistancing the next closest conference by nearly 200.

The Conference's reputation is further proven in the annual Learfield Sports Directors' Cup competition, the prestigious award that honors the best overall collegiate athletics programs in the country. STANFORD continued its remarkable run and won its unprecedented 17th-consecutive Directors' Cup in 2010-11. Six of the top 25 Division I programs were Pac-12 member institutions: No. 1 STANFORD, No. 3 CALIFORNIA, No. 11 UCLA, No. 14 USC, No. 16 ARIZONA and No. 21 WASHINGTON. With two teams in the top five, it was the most of any conference.

The 2010-11 campaign was marked by the 25-year anniversary of women's sports in the Pac-10, with year-long focus on the milestone. And after commissioner Larry Scott made history at the end of his first year with the announcement of the expansion of the Conference to include the University of Colorado and the University of Utah, he put the Conference on the forefront, announcing a landmark television deal, which is set to go into effect in 2012-13, and established a Pac-12 Football Championship game in 2011.

In 2010-11, the then-Pac-10 led the country with nine NCAA titles, with men's and women's programs sharing the wealth as the Conference claimed five NCAA women's titles and four men's crowns.

CALIFORNIA, STANFORD and USC each won two NCAA Championships, while six different league institutions claimed titles. The Golden Bears swept the men's and women's swimming and diving crowns; the Cardinal hoisted the national championship trophy in men's gymnastics and women's water polo; and the Trojans were tops in men's water polo and men's tennis.

Claiming titles in softball (ARIZONA STATE), women's indoor track & field (OREGON), and women's golf (UCLA), the Pac-10 also had runners-up in 10 NCAA Championship events: women's volleyball (CALIFORNIA), women's soccer (STANFORD), women's gymnastics (UCLA), women's rowing (STANFORD), women's tennis (STANFORD), and women's track & field (OREGON). It was an all-Pac-10 final in men's and women's water polo, as well. Overall, the Conference had 32 teams finish in the top four at 18 NCAA Championship events.

Participation in the postseason was a common occurrence for the Pac-10 in 2010-11. Of the 22 sports sponsored by the Conference, 16 witnessed at least half its teams participating in NCAA or other postseason action. The men sent 66 of a possible 91 teams into the postseason (65.9 percent), while the women sent 69 of a possible 99 teams (69.7 percent).

Without question, the Conference has dominated the softball field, winning 23 national championships in the sport since 1982 and six in a row after ARIZONA STATE hoisted the 2011 NCAA trophy, its second in three years. Seven Pac-10 teams earned NCAA Tournament bids, with two advancing to the NCAA Women's College World Series, including Pac-10 Champion ASU and CALIFORNIA.

With the additions of Colorado and Utah, Pac-12 members have won 302 NCAA team championships on the men's side, 89 more than the next closest conference. Men's NCAA crowns have come at a phenomenal rate for the Pac-12 - 16 basketball titles by six schools (more than any other conference), 52 tennis titles, 44 outdoor track & field crowns, and 26 baseball titles. Pac-12 members have won 25 of 42 NCAA titles in volleyball, 37 of 42 in water polo, and 22 in swimming & diving national championships.

Individually, the Conference has produced an impressive number of NCAA men's individual champions, as well, boasting 2,019 individual crowns.

On the women's side, the story is much the same. Since the NCAA began conducting women's championships 30 years ago, Pac-12 members have claimed at least four national titles in a single season on 22 occasions, including 2010-11. Overall, the Pac-12 has captured 140 NCAA women's titles, easily outdistancing the SEC, which is second, with 77. Pac-10 members have dominated a number of sports, winning 23 softball titles, 19 tennis crowns, 13 of the last 21 volleyball titles, 14 of the last 22 trophies in golf, and 12 in swimming & diving.

Pac-12 women student-athletes shine nationally on an individual basis, as well, having captured an unmatched 616 NCAA individual crowns, an average of nearly 21 championships per season.

The roots of the Pac-12 Conference date back over 95 years to December 2, 1915, when the Pacific Coast Conference (PCC) was founded at a meeting at the Oregon Hotel in Portland, Ore. The original membership consisted of four schools - the University of California at Berkeley, the University of Washington, the University of Oregon, and Oregon State College (now Oregon State University). All still are charter members of the Conference.

Pacific Coast Conference play began in 1916 and, one year later, Washington State College (now Washington State University) was accepted into the league, with Stanford University following in 1918.

In 1922, the PCC expanded to eight teams with the admission of the University of Southern California (USC) and the University of Idaho. In 1924, the University of Montana joined the league roster, and in 1928, the PCC grew to 10 members with the addition of UCLA.

The Pacific Coast Conference competed as a 10-member league until 1950, with the exception of 1943-45 when World War II curtailed intercollegiate athletic competition to a minimum. During that time, the league's first commissioner was named. Edwin N. Atherton was Commissioner in 1940 and was succeeded by Victor O. Schmidt in 1944. In 1950, Montana resigned from the Conference and joined the Mountain States Conference. The PCC continued as a nine-team Conference through 1958.

In 1959, the PCC was dissolved and the Athletic Association of Western Universities was formed and Thomas J. Hamilton was appointed Commissioner of the new league. The original AAWU membership included California, Stanford, Southern California, UCLA and Washington. Washington State joined the membership in 1962, while Oregon and Oregon State joined in 1964. Under Hamilton's watch, the name Pacific-8 Conference was adopted in 1968. In 1971, Wiles Hallock took over as Commissioner of the Pac-8.

Ten years later, on July 1, 1978, the University of Arizona and Arizona State University were admitted to the league and the Pacific-10 Conference became a reality. In 1986-87, the league took on a new look, expanding to include 10 women's sports. Thomas C. Hansen was named the Commissioner of the Pac-10 in 1983, a role he would hold for 26 years until 2009. Hansen was succeeded by current Commissioner Larry Scott, who took on the new role in July 2009.

During the 2010-11 academic year, Scott helped deliver monumental changes that transformed the Conference into a modern 12-team league. The Conference expanded by adding the University of Colorado and the University of Utah, agreed to equal revenue sharing for the first time in Conference history, created two divisions, the North and the South, for football only, established a Football Championship Game for the first time ever, secured a landmark media rights deal that dramatically increased national exposure and revenue for each school and established the Pac-12 Network and Pac-12 Digital Network that guaranteed enhanced exposure across all sports.

The University of Colorado accepted its invitation to join the Pac-12 on June 11, 2010, and on June 17, 2010, the University of Utah agreed to join the Conference. The Buffaloes and Utes officially became the 11th and 12th members of the Conference July 1, 2011, the first additions to the league since 1978. During the 33 years between expansions, Conference teams claimed 258 NCAA titles, including 130 women's and 128 men's.

Currently, the Pac-12 sponsors 11 men's sports and 11 women's sports. Additionally, the Conference is a member of the Mountain Pacific Sports Federation (MPSF) in four other men's sports and three women's sports.

The Pac-12 Conference offices are located 25 miles east of San Francisco in Walnut Creek, Calif.



2011 PAC-10 CONFERENCE SOFTBALL STANDINGS

	CONFERENCE					OVERALL					
	W	L	PCT	H	A	W	L	PCT	H	A	N
Arizona State ^{1,2,3}	17	4	.810	7-2	10-2	60	6	.909	36-3	15-2	9-1
California ²	15	6	.714	9-3	6-3	45	13	.776	11-3	12-5	22-5
Arizona ²	11	10	.524	4-8	7-2	43	18	.705	22-12	9-2	12-4
Oregon ²	11	10	.524	8-4	3-6	42	16	.724	12-4	8-8	22-4
Stanford ²	10	11	.476	5-4	5-7	42	17	.712	21-6	8-9	13-2
UCLA ²	9	12	.429	7-5	2-7	36	19	.655	16-5	5-9	15-5
Washington ²	9	12	.429	4-5	5-7	37	16	.698	10-5	12-9	15-2
Oregon State	2	19	.095	2-7	0-12	19	28	.404	8-7	2-14	9-7

1 - Pac-10 Champion 2 - NCAA Tournament 3 - National Champion

2011 PAC-10 INDIVIDUAL AND TEAM STATISTICAL LEADERS

BATTING AVERAGE

1. Ashley Hansen, Stanford	.495
2. Kimi Pohlman, Washington	.432
3. Katelyn Boyd, Arizona State	.429
5. Andrea Harrison, UCLA	.409

SLUGGING PERCENTAGE

1. Ashley Hansen, Stanford	.797
2. Katelyn Boyd, Arizona State	.785
3. Andrea Harrison, UCLA	.768

ON BASE PERCENTAGE

1. Ashley Hansen, Stanford	.558
2. Katelyn Boyd, Arizona State	.549
3. Brittany Lastrapes, Arizona	.513
4. Andrea Harrison, UCLA	.512

RUNS SCORED

1. Katelyn Boyd, Arizona State	79
2. Lauren Schutzler, Arizona	63
3. Sarah Hassman, Stanford	60

HITS

1. Ashley Hansen, Stanford	95
2. Katelyn Boyd, Arizona State	82
3. Kimi Pohlman, Washington	79
10. Andrea Harrison, UCLA	67

RUNS BATTED IN

1. Annie Lockwood, Arizona State	72
2. Stacie Chambers, Arizona	71
3. Katelyn Boyd, Arizona State	66
17. Andrea Harrison, UCLA	52
110. Kellie Fox, UCLA	45

DOUBLES

1. Ashley Hansen, Stanford	25
2. Brigitte Del Ponte, Arizona	23
13. GiOnna DiSalvatore, UCLA	17
18. A.Harrison/K.Schroeder, UCLA	12

HOME RUNS

1. Stacie Chambers, Arizona	20
2. Annie Lockwood, Arizona State	19
3. Katelyn Boyd, Arizona State	18
6. Andrea Harrison, UCLA	15

TOTAL BASES

1. Ashley Hansen, Stanford	153
2. Katelyn Boyd, Arizona State	150
3. Brigitte Del Ponte, Arizona	136
5. Andrea Harrison, UCLA	126

WALKS

1. Katelyn Boyd, Arizona State	52
2. Krista Donnenwirth, Arizona St.	42
3. Three tied with	40

HIT BY PITCH

1. Jordan Wallace, California	18
2. Morgan Stuart, Washington	15
3. Desiree Beltran, Oregon State	14
19. A.Crawford/K.Schroeder, UCLA	8

SACRIFICE BUNTS

1. Talee Snow, UCLA	12
2. Kellie Fox, UCLA	8
3. Three tied with	7
16. B.B. Bates, UCLA	6

SACRIFICE FLIES

1. Sam Parlich, Arizona State	5
2. Four tied with	4
16. Alyssa Tiumalu, UCLA	3

STOLEN BASES

1. Sarah Hassman, Stanford	35
2. Jamia Reid, California	31
3. Britt Vonk, California	26

EARNED RUN AVERAGE

1. Jolene Henderson, California	0.99
2. Dallas Escobedo, Arizona State	1.51
3. Teagan Gerhart, Stanford	1.74

OPPOSING BATTING AVERAGE

1. Dallas Escobedo, Arizona State	.173
2. Jolene Henderson, California	.189
3. Brittany Rumpf, Oregon	.193
10. Donna Kerr, UCLA	.214

INNINGS PITCHED

1. Jolene Henderson, California	333.1
2. Teagan Gerhart, Stanford	257.2
3. Dallas Escobedo, Arizona St.	255.1
8. Donna Kerr, UCLA	170.1
9. Jessica Hall, UCLA	137.2

STRIKEOUTS

1. Jolene Henderson, California	333
2. Dallas Escobedo, Arizona State	326
3. Teagan Gerhart, Stanford	250
6. Donna Kerr, UCLA	182
10. Jessica Hall, UCLA	114

WINS

1. Jolene Henderson, California	40
2. Dallas Escobedo, Arizona State	37
3. K.Fowler, Ariz./T.Gerhart, Stan.	26
18. Jessica Hall, UCLA	16
10. Donna Kerr, UCLA	14

SAVES

1. Dallas Escobedo, Arizona State	4
2. Three tied with	3
15. J.Hall/D.Kerr/A.Macon, UCLA	2

BATTING AVERAGE

1. Arizona State	.340
2. Washington	.321
4. UCLA	.310

SLUGGING PERCENTAGE

1. Arizona State	.540
2. Arizona	.531
3. UCLA	.508

ON BASE PERCENTAGE

1. Arizona State	.439
2. UCLA	.420
3. Arizona	.420

RUNS SCORED

1. Arizona State	477
2. Arizona	375
4. UCLA	302

HITS

1. Arizona State	584
2. Arizona	511
5. UCLA	445

RUNS BATTED IN

1. Arizona State	451
2. Arizona	345
4. UCLA	286

DOUBLES

1. Arizona	83
2. Arizona State	76
3. UCLA	74

TRIPLES

1. California	11
6. UCLA	3

HOME RUNS

1. Arizona State	88
2. Arizona	79
4. UCLA	68

TOTAL BASES

1. Arizona State	928
2. Arizona	849
4. UCLA	729

WALKS

1. Arizona State	299
2. Arizona	258
3. UCLA	227

HIT BY PITCH

1. UCLA	54
2. California	51
3. Stanford	50

SACRIFICE BUNTS

1. UCLA	40
2. Stanford	32
3. Oregon	31

SACRIFICE FLIES

1. Arizona State/Stanford	16
4. UCLA	13

STOLEN BASES

1. California	95
2. Stanford	91
7. UCLA	26

EARNED RUN AVERAGE

1. California	1.70
2. Arizona State	1.87
5. UCLA	2.57

OPPOSING BATTING AVERAGE

1. Arizona State	.197
2. Oregon	.205
5. UCLA	.217

STRIKEOUTS

1. Oregon	446
2. Arizona State	412
5. UCLA	347

SAVES

1. UCLA	6
2. Washington	5

FIELDING PERCENTAGE

1. Arizona State	.984
2. Stanford	.973
6. UCLA	.965

2011 ALL-PAC-10 CONFERENCE HONORS

PLAYER OF THE YEAR

Ashley Hansen, Stanford

PITCHER OF THE YEAR

Jolene Henderson, California

FRESHMAN OF THE YEAR

Dallas Escobedo, Arizona State

DEFENSIVE PLAYER OF THE YEAR

Jenn Salling, Washington

COACH OF THE YEAR

Clint Myers, Arizona State

FIRST TEAM

Kellie Fox, UCLA, INF, Fr.**Andrea Harrison, UCLA, UTIL, Jr.**

Katelyn Boyd, Arizona State, INF, Jr.

Brigitte Del Ponte, Arizona, INF, So.

Dallas Escobedo, Arizona State, P, Fr.

Teagan Gerhart, Stanford, P, So.

Ashley Hansen, Stanford, INF, Jr.

Jolene Henderson, California, P, So.

Brittany Lastrapes, Arizona, OF, Sr.

Jessica Moore, Oregon, P, So.

Kimi Pohlman, Washington, OF, Jr.

Jamia Reid, California, OF, Jr.

Jenn Salling, Washington, INF, Sr.

Niki Williams, Washington, UTIL, Jr.

SECOND TEAM

GiOnna DiSalvatore, UCLA, INF, Sr.

Kaylyn Castillo, Arizona State, C, Sr.

Stacie Chambers, Arizona, C, Sr.

Krista Donnenwirth, Arizona State, INF, Sr.

Kenzie Fowler, Arizona, P, So.

Monique Fuiava, Oregon, UTIL, Sr.

Kaitlyn Inglesby, Washington, P, Fr.

Annie Lockwood, Arizona State, OF, Jr.

Sarah Hassman, Stanford, OF, Jr.

Jenna Rich, Stanford, INF, So.

Lesley Rogers, Arizona State, OF, Sr.

Lauren Schutzler, Arizona, OF, Sr.

Jace Williams, California, OF, Jr.

BRUINS ON HONORABLE MENTION TEAM

B.B. Bates, OF, So.

Donna Kerr, P, Sr.

Katie Schroeder, OF, Jr.

BRUINS ON ALL-FRESHMAN TEAM

Kellie Fox, INF

Jessica Hall, P/1B

Alyssa Tiumalu, C

Talee Snow, INF (honorable mention)

PAC-10 PLAYERS AND PITCHERS OF THE WEEK

PLAYER	DATE	PITCHER
Krista Donnenwirth, ASU	2/15	Dallas Escobedo, ASU
Stacie Chambers, ARIZ	2/21	Jolene Henderson, CAL
Alyssa Tiumalu, UCLA	3/1	Jessica Moore, ORE
Elia Reid, CAL	3/7	Teagan Gerhart, STAN
Andrea Harrison, UCLA	3/15	Jolene Henderson, CAL
Brittany Lastrapes, ARIZ	3/21	Kaitlin Inglesby, WASH
Brigitte Del Ponte, ARIZ	3/28	Ashley Chinn, STAN
Andrea Harrison, UCLA	4/5	Kenzie Fowler, ARIZ
Ashley Hansen, STAN	4/12	Teagan Gerhart, STAN
Lindsey Ziegenhirt, CAL	4/19	Jolene Henderson, CAL
Kaylyn Castillo, ASU	4/26	Dallas Escobedo, ASU
Jamia Reid, CAL	5/3	Jolene Henderson, CAL
Annie Lockwood, ASU	5/9	Jolene Henderson, CAL
Alexa Peterson, ORE	5/15	Brittany Rumpf, ORE

STACY WINSBERG MEMORIAL TOURNAMENT (FEB. 9-11 AT EASTON STADIUM)

First Team Listed in Third-Base Dugout

Home Team in Bold

Thursday, February 9

6 p.m. **UCLA** vs. Kentucky

Friday, February 10

2 p.m. **Pacific** vs. Kentucky

6 p.m. **UCLA** vs. Kentucky

Saturday, February 11

12 p.m. **UCLA** vs. Pacific

2:30 p.m. **UCLA** vs. Kentucky



CAMPBELL/CARTIER CLASSIC (FEB. 17-19 IN SAN DIEGO, CALIF.)

First Team Listed in Third-Base Dugout

Home Team in Bold

Boise State game at University of San Diego Complex

All other games at San Diego State Softball Stadium

Friday, February 17

9 a.m. **UC Davis** vs. UCLA

3 p.m. Boise State vs. **UCLA**

Saturday, February 18

10:30 a.m. **UCLA** vs. UCF

Sunday, February 19

11:30 a.m. UC Santa Barbara vs. **UCLA**

2 p.m. San Diego State vs. **UCLA**



CATHEDRAL CITY CLASSIC (FEB. 24-26 IN CATHEDRAL CITY, CALIF.)

First Team Listed in Third-Base Dugout & is Home Team

All games at Big League Dreams Park - Wrigley Field

Friday, February 24

5:30 p.m. **UCLA** vs. Georgia

Saturday, February 25

12:30 p.m. **UCLA** vs. Fresno State

3 p.m. **UCLA** vs. Texas

Sunday, February 26

11 a.m. Missouri vs. **UCLA**

1 p.m. Syracuse vs. **UCLA**



CITRUS CLASSIC (MARCH 2-4 IN LAKE BUENA VISTA, FLA.)

Home Team in Bold; Dugout Assignment TBA

All games at ESPN Wide World of Sports Complex

All times Pacific

Friday, March 2 - Field 13

11:30 a.m. **UCLA** vs. Baylor

1:45 p.m. **UCLA** vs. Michigan

Saturday, March 3 - Field 14

7 a.m. **UCLA** vs. Auburn

9:15 a.m. **UCLA** vs. Fordham

Sunday, March 4 - Field 13

6 a.m. **UCLA** vs. Hofstra



LONG BEACH STATE INVITATIONAL (MARCH 9-11 IN LAKEWOOD, CALIF.)

Home Team in Bold; Dugout Assignment TBA

All games at Mayfair Park

Friday, March 9

4:30 p.m. **UCLA** vs. Eastern Kentucky

7 p.m. **UCLA** vs. Long Beach State

Saturday, March 10

4:30 p.m. **UCLA** vs. Charleston Southern

Sunday, March 11

9 a.m. **UCLA** vs. Pittsburgh

1:30 p.m. **UCLA** vs. Utah State



AUBURN

Citrus Classic • Saturday, March 3 • 7 a.m. PT

Location/Nickname Auburn, Ala./Tigers

Founded/Enrollment 1856/25,469

Conference/Colors Southeastern/Burnt Orange and Navy Blue

Softball SID Bob Grant/(334) 844-9810

granters@auburn.edu/auburntigers.com

Head Coach Tina Deese (16th Year)

School/Career Record 499-412-1 (15)/785-535-1 (23)

Assistant Coaches Steve Johnson, Mark Ryal

2011 Records 40-19/15-13 (3rd-SEC West)/1-2 (Regionals)

Letterwinners, Starters, Pitchers R/L, New 14/5, 4/5, 5/0, 5

Top Returners Morgan Estell (OF/1B, So.) - .376, 6 HR, 30 RBI

Angel Bunner (P, Sr.) - 16-7, 1.53 ERA, 124 K, 156.0 IP

Lauren Guzman (SS/2B, Sr.) - .319, 31 RBI, 12 SB

All-Time Series First meeting

BAYLOR

Citrus Classic • Friday, March 2 • 11:30 a.m. PT

Location/Nickname Waco, Texas/Lady Bears

Founded/Enrollment 1845/14,900

Conference/Colors Big 12/Green and Gold

Softball SID Kyle Cornish/(254) 710-3065

kyle_cornish@baylor.edu/baylorbears.com

Head Coach Glenn Moore (12th Year)

School/Career Record 441-222 (11)/580-264 (15)

Assistants Mark Lumley (Associate HC), Britni Sneed Newman

2011 Records 47-15/11-7 (4th-Big 12)/7-3 (WCWS)

Letterwinners, Starters, Pitchers R/L, New 11/7, 7/2, 3/0, 8

Top Returners Kathy Shelton (OF, Jr.) - .359, 21 RBI, 33 SB

Whitney Canion (P, Jr.) - 31-12, 1.28 ERA, 339 K, 278.2 IP

Holly Holl (1B, So.) - .356, 21 RBI, 6 SB

All-Time Series (Streak) Series tied 2-2 (Baylor +2)

Last Meeting 3/4/11 in San Diego, Calif. (Baylor 5-1)

BOISE STATE

Campbell/Cartier Classic • Friday, February 17 • 3 p.m.

Location/Nickname Boise, Idaho/Broncos

Founded/Enrollment 1932/19,664

Conference/Colors Mountain West/Blue and Orange

Softball SID Mike Walsh/(208) 426-1106

michaelwalsh1@boisestate.edu

Head Coach Erin Thorpe (4th Year)

School/Career Record 84-82 (3)/84-82 (3)

Assistant Coaches Shelly Prochaska, Sam Marder

2011 Records 33-20/15-6 (2nd-MWC)

Letterwinners, Starters, Pitchers R/L, New 13/5, 8/1, 4/1, 5

Top Returners Devon Bridges (OF/1B, So.) - .393, 16 HR, 53 RBI

Aubray Zell (P, Sr.) - 14-5, 2.52 ERA, 115 K, 130.2 IP

Allie Crump (P/1B, Sr.) - .338, 10 HR, 28 RBI, 13-7, 4.00 ERA

All-Time Series First meeting

CAL POLY

Bob Janssen Field • Tuesday, March 27 • 1 p.m. (DH)

Location/Nickname San Luis Obispo, Calif./Mustangs

Founded/Enrollment 1901/19,471

Conference/Colors Big West/Forest Green, Copper and Gold

Home Field/Capacity Bob Janssen Field/1,000

Softball SID Chris Giovannetti/(805) 756-7513

cgvannetti@calpoly.edu/gopoly.com

Head Coach Jenny Condon (8th Year)

School/Career Record 200-150 (7)/200-150 (7)

Assistant Coaches Linda Garza (Associate), Ani Nyhus

2011 Records 11-36/7-14 (T-6th-Big West)

Letterwinners, Starters, Pitchers R/L, New 12/3, 6/3, 2/1, 7

Top Returners Nora Sobczak (OF, Sr.) - .315, 3 RBI, 4 SB

Ashley Romano (INF, So.) - .248, 4 HR, 9 RBI

Rebecca Patton (P/DP, Jr.) - 8-20, 4.42 ERA, 107 K, 175.2 IP

All-Time Series (Streak) UCLA leads 25-3 (UCLA +18)

Last Meeting 3/5/11 in San Diego, Calif. (UCLA 4-0)

CAL STATE FULLERTON	
Anderson Family Field • Wednesday, February 15 • 6 p.m.	
Location/Nickname	Fullerton, Calif./Titans
Founded/Enrollment	1957/36,000
Conference/Colors	Big West/Navy Blue, Orange and White
Home Field/Capacity	Anderson Family Field/1,000
Softball SID	Jason Spencer/(657) 278-7547 jspencer@fullerton.edu/fullertontitans.com
Head Coach	Michelle Gromacki (13th Year)
School/Career Record	404-271-1 (12)/404-271-1 (12)
Assistants	Dee Dee Kingsbury (Associate HC), Sara Pickering
2011 Records	23-24/12-9 (3rd-Big West)
Letterwinners, Starters, Pitchers R/L, New	10/7, 7/2, 2/1, 6
Top Returners	Nicole Johnson (INF, Sr.) - .331, 5 HR, 17 RBI Katey Laban (P, Jr.) - 5-7, 3.40 ERA, 26 K, 84.1 IP Ashley Carter (OF, Jr.) - .312, 8 RBI, 3 SB
All-Time Series (Streak)	UCLA leads 39-32-1 (UCLA +4)
Last Meeting	3/12/11 in Lakewood, Calif. (UCLA 11-2 in 5 inn.)

CAL STATE NORTHRIDGE	
Easton Stadium • Wednesday, April 18 • 2 p.m.	
Location/Nickname	Northridge, Calif./Matadors
Founded/Enrollment	1958/33,000
Conference/Colors	Big West/Red, White and Black
Softball SID	Geoff Herberg/(818) 677-3243 geoffrey.herberg@csun.edu/gomatadors.com
Head Coach	Tairia Flowers (2nd Year)
School/Career Record	22-31 (1)/22-31 (4)
Assistant Coaches	Caitlin Benyi, Tia Meza
2011 Records	22-31/10-11 (5th-Big West)
Letterwinners, Starters, Pitchers R/L, New	10/7, 4/5, 1/2, 9
Top Returners	Jaci Carlsen (UTIL, Sr.) - .327, 9 HR, 25 RBI Mikayla Thielges (C, Jr.) - .317, 12 HR, 45 RBI Mia Pagano (P/OF, Jr.) - 2-3, 4.20 ERA, 18 K, 51.2 IP
All-Time Series (Streak)	UCLA leads 39-9 (UCLA +17)
Last Meeting	2/23/11 in Northridge, Calif. (UCLA 8-0 in 5 inn.)

CHARLESTON SOUTHERN	
Long Beach State Invitational • Saturday, March 10 • 4:30 p.m.	
Location/Nickname	Charleston, S.C./Buccaneers
Founded/Enrollment	1964/3,231
Conference/Colors	Big South/Blue and Gold
Softball SID	Kevin O'Rourke/(843) 863-7688 korourke@csuniv.edu/csusports.com
Head Coach	Shane Winkler (4th Year)
School/Career Record	81-94-1 (3)/81-94-1 (3)
Assistant Coach	Meredith Felts
2011 Records	25-33/10-8 (T-3rd-Big South)
Letterwinners, Starters, Pitchers R/L, New	14/3, 8/1, 2/2, 7
Top Returners	Megan Lombard (SS, Sr.) - .330, 8 HR, 33 RBI Morgan Dowdy (P/DP, Jr.) - 11-18, 2.88 ERA, 119 K, 214.0 IP Jessica Brock (3B, Jr.) - .301, 4 HR, 32 RBI
All-Time Series	First meeting

EASTERN KENTUCKY	
Long Beach State Invitational • Friday, March 9 • 4:30 p.m.	
Location/Nickname	Richmond, Ky./Colonels
Founded/Enrollment	1906/16,515
Conference/Colors	Ohio Valley/Maroon and White
Softball SID	Kevin Britton/(859) 622-2006 kevin.britton@eku.edu/ekusports.com
Head Coach	Jane Worthington (20th Year)
School/Career Record	508-497 (19)/508-497 (19)
Assistant Coach	Megan Ink
2011 Records	24-27/11-18 (8th-OVC)
Letterwinners, Starters, Pitchers R/L, New	14/5, 6/3, 3/2, 6
Top Returners	Raquel Howes (2B/SS, Jr.) - .309, 13 HR, 48 RBI Diane Gallagher (OF, Sr.) - .366, 17 RBI, 29 SB Hannah Driver (P, So.) - 5-6, 4.06 ERA, 16 K, 62.0 IP
All-Time Series (Streak)	UCLA leads 2-0 (UCLA +2)
Last Meeting	3/9/07 in Lakewood, Calif. (UCLA 8-0 in 6 inn.)

FORDHAM	
Citrus Classic • Saturday, March 3 • 9:15 a.m. PT	
Location/Nickname	Bronx, N.Y./Rams
Founded/Enrollment	1841/7,994
Conference/Colors	Atlantic 10/Maroon and White
Softball SID	Mike Balestra/(718) 817-4243 mbalestra3@fordham.edu/fordhamsports.com
Head Coach	Bridget Orchard (10th Year)
School/Career Record	364-228-1 (9)/493-270-3 (13)
Assistant Coaches	Kyle Jamieson, Melissa Inouye, Bob Baxter
2011 Records	42-19/16-4 (1st-A-10)/1-2 (Regionals)
Letterwinners, Starters, Pitchers R/L, New	11/8, 7/2, 2/1, 10
Top Returners	Nicole Callahan (DP, Sr.) - .358, 2 HR, 20 RBI Jen Mineau (P, Sr.) - 24-9, 1.22 ERA, 300 K, 224.2 IP Gabby Luetz (C, So.) - .281, 8 HR, 29 RBI
All-Time Series	First meeting

FRESNO STATE	
Cathedral City Classic • Saturday, February 25 • 12:30 p.m.	
Location/Nickname	Fresno, Calif./Bulldogs
Founded/Enrollment	1911/21,389
Conference/Colors	Western Athletic/Red and Blue
Softball SID	Jason Clay/(559) 278-2509 jacclay@csufresno.edu/gobulldogs.com
Head Coach	Margie Wright (27th Year)
School/Career Record	1,258-427-1 (26)/1,421-519-3 (32)
Assistant Coaches	Marcie Green, Jan Winslow
2011 Records	35-19/15-6 (T-2nd-WAC)/1-2 (Regionals)
Letterwinners, Starters, Pitchers R/L, New	11/6, 5/4, 2/1, 10
Top Returners	Brooke Ortiz (INF, So.) - .315, 11 RBI, 11 SB Michelle Moses (P/INF, Sr.) - 16-12, 2.47 ERA, 224 K, 12 HR, 39 RBI Andrea Ortega (INF/OF, Sr.) - .298, 4 HR, 23 RBI
All-Time Series (Streak)	UCLA leads 43-10 (UCLA +14)
Last Meeting	5/23/10 at Easton Stadium (UCLA 7-2)

GEORGIA	
Cathedral City Classic • Friday, February 24 • 5:30 p.m.	
Location/Nickname	Athens, Ga./Bulldogs
Founded/Enrollment	1785/34,677
Conference/Colors	Southeastern/Red and Black
Softball SID	Tanner Tedeschi/(706) 542-1621 tannert@sports.uga.edu/georgiadogs.com
Head Coach	Lu Harris-Champer (12th Year)
School/Career Record	553-195 (11)/762-259-1 (15)
Assistant Coaches	Gerry Glasco, Tara Archibald
2011 Records	51-14/17-9 (3rd-SEC East)/4-2 (Super Regionals)
Letterwinners, Starters, Pitchers R/L, New	11/11, 4/5, 2/3, 5
Top Returners	Ashley Pauly (INF, Sr.) - .352, 3 HR, 26 RBI Morgan Montemayor (P, So.) - 27-5, 2.19 ERA, 168 K, 172.1 IP Kristyn Sandberg (C/INF, Sr.) - .303, 10 HR, 31 RBI
All-Time Series (Streak)	UCLA leads 12-1 (UCLA +7)
Last Meeting	6/6/10 in Oklahoma City, Okla. (UCLA 5-2)

HOFSTRA	
Citrus Classic • Sunday, March 4 • 6 a.m. PT	
Location/Nickname	Hempstead, N.Y./Pride
Founded/Enrollment	1935/12,100
Conference/Colors	Colonial Athletic Assoc./Gold, White & Blue
Softball SID	Brian Bohl/(516) 463-6759 brian.k.bohl@hofstra.edu/gohofstra.com
Head Coach	Bill Edwards (23rd Year)
School/Career Record	806-376-3 (22)/806-376-3 (22)
Assistant Coaches	Larissa Anderson (Associate), Courtney Oliver
2011 Records	40-13/19-1 (1st-CAA)
Letterwinners, Starters, Pitchers R/L, New	12/4, 6/3, 2/0, 6
Top Returners	Tessa Ziemba (OF, Jr.) - .335, 9 HR, 44 RBI Olivia Galati (P/DP, Jr.) - 29-8, 1.24 ERA, 348 K, .343, 8 RBI D.J. Slugh (UTIL, Jr.) - .338, 3 HR, 20 RBI
All-Time Series (Streak)	UCLA leads 2-1 (Hofstra +1)
Last Meeting	2/13/00 in Honolulu, Hawai'i (Hofstra 10-5)

KENTUCKY	
Easton Stadium • Los Angeles, Calif. Thursday, February 9 and Friday, February 10 • 6 p.m. Saturday, February 11 • 2:30 p.m.	
Location/Nickname	Lexington, Ky./Wildcats
Founded/Enrollment	1865/27,000
Conference/Colors	Southeastern/Blue and White
Softball SID	Deb Moore/(859) 257-8506 deb.moore@uky.edu/ukathletics.com
Head Coach	Rachel Lawson (5th Year)
School/Career Record	123-103 (4)/215-187 (7)
Assistant Coaches	Kristine Himes, Molly Johnson
2011 Records	40-16/14-9 (4th-SEC East)/4-2 (Super Regionals)
Letterwinners, Starters, Pitchers R/L, New	15/4, 5/4, 4/0, 4
Top Returners	Kara Dill (INF, Jr.) - .377, 21 RBI, 20 SB Brittany Cervantes (C/INF, Sr.) - .329, 15 HR, 52 RBI Chanda Bell (P, Sr.) - 15-8, 2.24 ERA, 205 K, 149.2 IP
All-Time Series (Streak)	UCLA leads 1-0 (UCLA +1)
Last Meeting	2/14/09 in Las Vegas, Nev. (UCLA 9-6)

LONG BEACH STATE	
Long Beach State Invitational • Friday, March 9 • 7 p.m.	
Location/Nickname	Long Beach, Calif./49ers
Founded/Enrollment	1949/33,419
Conference/Colors	Big West/Black and Gold
Softball SID	Todd Miles/(562) 985-7797 todd.miles@culb.edu/longbeachstate.com
Head Coach	Kim Sowder (6th Year)
School/Career Record	167-117 (5)/167-117 (5)
Assistant Coaches	Stephanie Swenson, Panita Thanatharn
2011 Records	38-18/15-6 (2nd-Big West)/1-2 (Regionals)
Letterwinners, Starters, Pitchers R/L, New	13/6, 6/3, 2/1, 6
Top Returners	Nalani St. Germain (INF, Jr.) - .307, 8 HR, 30 RBI Erin Jones-Wesley (P, So.) - 23-8, 1.80 ERA, 172 K, 198.0 IP Sarah Carrasco (UTIL, So.) - .325, 2 HR, 21 RBI
All-Time Series (Streak)	UCLA leads 66-9 (UCLA +63)
Last Meeting	3/11/11 in Lakewood, Calif. (UCLA 7-3)

LOYOLA MARYMOUNT	
Smith Field • Tuesday, February 14 • 12 p.m.	
Location/Nickname	Los Angeles, Calif./Lions
Founded/Enrollment	1911/8,300
Conference/Colors	Pacific Coast/Crimson, Navy Blue and Gray
Home Field/Capacity	Smith Field/500
Softball SID	Katie Convooy/(310) 338-5798 kconvooy@lion.lmu.edu/lmulions.com
Head Coach	Gary Ferrin (18th Year)
School/Career Record	582-439-1 (17)/582-439-1 (17)
Assistant Coach	Chelsie Tysdal
2011 Records	32-27/16-4 (1st-PCSC Coastal)
Letterwinners, Starters, Pitchers R/L, New	18/3, 7/2, 3/0, 3
Top Returners	Danielle Smith (OF, Jr.) - .384, 13 RBI, 14 SB Molly Medeiros (P, Jr.) - 16-8, 2.01 ERA, 103 K, 184.1 IP Sam Fischer (SS/3B, Sr.) - .349, 15 HR, 49 RBI
All-Time Series (Streak)	UCLA leads 22-1 (UCLA +3)
Last Meeting	4/6/11 at Easton Stadium (UCLA 5-4)

MICHIGAN	
Citrus Classic • Friday, March 2 • 1:45 p.m. PT	
Location/Nickname	Ann Arbor, Mich./Wolverines
Founded/Enrollment	1817/41,942
Conference/Colors	Big Ten/Maize and Blue
Softball SID	Sarah VanMetre/(734) 647-4209 vanmetre@umich.edu/mgoblue.com
Head Coach	Carol Hutchins (28th Year)
School/Career Record	1,209-479-4 (27)/1,232-417-4 (28)
Assistant Coaches	Bonnie Tholl (Associate), Jennifer Brundage
2011 Records	53-6/18-2 (1st-Big Ten)/2-2 (Regionals)
Letterwinners, Starters, Pitchers R/L, New	15/6, 7/2, 1/1, 4
Top Returners	Amanda Chidester (3B, Sr.) - .423, 13 HR, 75 RBI Bree Evans (OF, Sr.) - .411, 26 RBI, 5 SB Stephanie Speierman (P, Jr.) - 18-1, 1.88 ERA, 109 K, 122.2 IP
All-Time Series (Streak)	UCLA leads 9-6-1 (Michigan +2)
Last Meeting	2/14/10 in Clermont, Fla. (Mich. 4-2 in 13 inn.)

MICHIGAN STATE

Easton Stadium • Wednesday, March 7 • 6 p.m.

Location/Nickname	East Lansing, Mich./Spartans
Founded/Enrollment	1855/47,954
Conference/Colors	Big Ten/Green and White
Softball SID	Vince Baker/(517) 355-2271 bakervin@ath.msu.edu/msuspartans.com
Head Coach	Jacquie Joseph (19th Year)
School/Career Record	541-487-1 (18)/677-620-1 (23)
Assistant Coaches	Jessica Bograkovs, Chelsea Spencer
2011 Records	27-27/6-14 (9th-Big Ten)
Letterwinners, Starters, Pitchers R/L, New	13/6, 5/4, 3/1, 7
Top Returners	Brett Williams (C, Sr.) - .336, 13 HR, 52 RBI Ali Grant (3B/OF, Sr.) - .319, 4 HR, 25 RBI Cassee Layne (P, So.) - 15-16, 3.16 ERA, 124 K, 181.2 IP
All-Time Series (Streak)	UCLA leads 4-0 (UCLA +4)
Last Meeting	2/23/07 in Cathedral City, CA (UCLA 8-0 in 6 inn.)

MISSOURI

Cathedral City Classic • Sunday, February 26 • 11 a.m.

Location/Nickname	Columbia, Mo./Tigers
Founded/Enrollment	1839/33,805
Conference/Colors	Big 12/Old Gold and Black
Softball SID	Steven Keers/(573) 882-2531 keerss@missouri.edu/mutigers.com
Head Coach	Ehren Earleywine (6th Year)
School/Career Record	241-76 (5)/387-131 (8)
Assistant Coaches	Melissa Tucci, Pete D'Amour
2011 Records	53-10/15-3 (1st-Big 12)/7-3 (WCWS)
Letterwinners, Starters, Pitchers R/L, New	11/11, 5/4, 3/0, 10
Top Returners	Ashley Fleming (1B/OF, Sr.) - .356, 14 HR, 62 RBI Chelsea Thomas (P, Jr.) - 32-8, 0.95 ERA, 397 K, 271.1 IP Jenna Marston (SS, Jr.) - .311, 2 HR, 20 RBI
All-Time Series (Streak)	UCLA leads 11-2 (Missouri +1)
Last Meeting	5/24/09 at Easton Stadium (Mizzou 9-1 in 5 inn.)

PACIFIC

Easton Stadium • Saturday, February 11 • 12 p.m.

Location/Nickname	Stockton, Calif./Tigers
Founded/Enrollment	1851/6,676
Conference/Colors	Big West/Orange and Black
Softball SID	Ben Laskey/(209) 946-2730 blaskey@pacific.edu/pacificigtigers.com
Head Coach	Brian Kolze (20th Year)
School/Career Record	580-485-1 (19)/580-485-1 (19)
Assistant Coaches	Lizzie Hagen, Jessica Hancock
2011 Records	37-19/16-5 (1st-Big West)/0-2 (Regionals)
Letterwinners, Starters, Pitchers R/L, New	11/5, 8/1, 2/2, 6
Top Returners	Nicole Matson (INF, Sr.) - .325, 11 HR, 50 RBI Nikki Armagost (P/UTIL, Jr.) - 19-11, 2.66 ERA, 135 K, .367, 45 RBI Kelsey Rodriguez - .381, 2 HR, 25 RBI
All-Time Series (Streak)	UCLA leads 11-1 (UCLA +8)
Last Meeting	2/18/00 in Poway, Calif. (UCLA 9-3)

PITTSBURGH

Long Beach State Invitational • Sunday, March 11 • 9 a.m.

Location/Nickname	Pittsburgh, Pa./Panthers
Founded/Enrollment	1787/28,823
Conference/Colors	Big East/Blue and Gold
Softball SID	Sophia Duck/(412) 648-9014 sduck@athletics.pitt.edu/pittsburghpanthers.com
Head Coach	Holly Aprile (4th Year)
School/Career Record	86-66 (3)/86-66 (3)
Assistant Coaches	Gina Fuchs, Jen Chamberlin
2011 Records	34-17/13-8 (6th-Big East)
Letterwinners, Starters, Pitchers R/L, New	10/5, 6/3, 0/3, 8
Top Returners	Kelly Hmiel (3B, Sr.) - .393, 15 HR, 50 RBI Holly Stevens (C, Jr.) - .327, 8 HR, 42 RBI Yvette Bravo (OF, Sr.) - .288, 5 HR, 21 RBI
All-Time Series	First meeting

SAN DIEGO STATE

Campbell/Cartier Classic • Sunday, February 19 • 2 p.m.

Location/Nickname	San Diego, Calif./Aztecs
Founded/Enrollment	1897/32,396
Conference/Colors	Mountain West/Scarlet and Black
Home Field/Capacity	SDSU Softball Stadium/1,000
Softball SID	Jamie McConeghy/(619) 594-4348 jmcconeg@mail.sdsu.edu/goaztecs.com
Head Coach	Kathy Van Wyk (16th Year)
School/Career Record	509-350-1 (15)/509-350-1 (15)
Assistant Coaches	Stacey Nuveman Deniz, Mia Longfellow
2011 Records	34-21/8-5 (3rd-MWC)/2-2 (Regionals)
Letterwinners, Starters, Pitchers R/L, New	10/6, 5/4, 3/1, 7
Top Returners	Justeen Maeva (1B, Sr.) - .348, 7 HR, 39 RBI Bailey Micetich (P, Sr.) - 20-12, 1.85 ERA, 164 K, 174.1 IP Hayley Miles (OF, So.) - .344, 5 HR, 29 RBI
All-Time Series (Streak)	UCLA leads 61-2 (UCLA +54)
Last Meeting	3/5/11 in San Diego, Calif. (UCLA 3-1)

SYRACUSE

Cathedral City Classic • Sunday, February 26 • 1 p.m.

Location/Nickname	Syracuse, N.Y./Orange
Founded/Enrollment	1870/12,750
Conference/Colors	Big East/Orange and Blue
Softball SID	Ted Feeley/(315) 443-1330 suacsid@syr.edu/suathletics.com
Head Coach	Leigh Ross (6th Year)
School/Career Record	149-123 (5)/386-321-2 (13)
Assistant Coaches	Wally King (Associate HC), Mike Bosch
2011 Records	45-13/15-5 (1st-Big East)/1-2 (Regionals)
Letterwinners, Starters, Pitchers R/L, New	16/5, 7/2, 2/1, 6
Top Returners	Lisaira Daniels (OF, Sr.) - .351, 5 HR, 36 RBI Jenna Caira (P, Sr.) - 35-11, 1.51 ERA, 321 K, 283.1 IP Stephanie Watts (2B, Sr.) - .306, 11 HR, 39 RBI
All-Time Series (Streak)	UCLA leads 4-1 (UCLA +3)
Last Meeting	3/7/09 in Lakewood, Calif. (UCLA 11-0 in 5 inn.)

TEXAS

Cathedral City Classic • Saturday, February 25 • 3 p.m.

Location/Nickname	Austin, Texas/Longhorns
Founded/Enrollment	1883/50,006
Conference/Colors	Big 12/Burnt Orange and White
Softball SID	Spencer Kitley/(512) 232-9438 spencer.kitley@athletics.utexas.edu/texasports.com
Head Coach	Connie Clark (16th Year)
School/Career Record	598-270-3 (15)/598-270-3 (15)
Assistant Coaches	Corrie Hill, Jennifer McFalls
2011 Records	46-10/14-4 (2nd-Big 12)/1-2 (Regionals)
Letterwinners, Starters, Pitchers R/L, New	12/3, 7/2, 3/0, 3
Top Returners	Lexy Bennett (INF, Sr.) - .438, 9 HR, 41 RBI Blair Luna (P, Jr.) - 28-7, 1.27 ERA, 316 K, 232.1 IP Taylor Thom (INF, So.) - .352, 11 HR, 41 RBI
All-Time Series (Streak)	UCLA leads 9-3 (UCLA +1)
Last Meeting	2/26/10 in Cathedral City, CA (UCLA 9-1 in 6 inn.)

UC DAVIS

Campbell/Cartier Classic • Friday, February 17 • 9 a.m.

Location/Nickname	Davis, Calif./Aggies
Founded/Enrollment	1905/32,426
Conference/Colors	Big West/Blue and Gold
Softball SID	Ryan Burns/(530) 752-3505 rsburns@ucdavis.edu/ucdavisaggies.com
Head Coach	Karen Yoder (8th Year)
School/Career Record	147-238-1 (7)/293-351-3 (12)
Assistant Coaches	Danielle Stines, Vicky Rios
2011 Records	22-28/7-14 (T-6th-Big West)
Letterwinners, Starters, Pitchers R/L, New	13/6, 6/3, 1/1, 9
Top Returners	Megan Guzman (OF, Jr.) - .315, 5 RBI, 18 SB JJ Wagoner (C/OF, Jr.) - .300, 9 RBI, 4 SB Jessica Thweatt (P, Jr.) - 7-7, 3.21 ERA, 48 K, 89.1 IP
All-Time Series (Streak)	UCLA leads 1-0 (UCLA +1)
Last Meeting	2/20/10 at Easton Stadium (UCLA 8-0 in 6 inn.)

UC SANTA BARBARA

Campbell/Cartier Classic • Sunday, February 19 • 11:30 a.m.
Campus Diamond • Sunday, March 25 • 1 p.m.

Location/Nickname	Santa Barbara, Calif./Gauchos
Founded/Enrollment	1944/22,026
Conference/Colors	Big West/Blue and Gold
Home Field/Capacity	Campus Diamond/500
Softball SID	Lisa Skvarla/(805) 893-8603 lisa.skvarla@athletics.ucsb.edu/ucsbgauchos.com
Head Coach	Brie Galicinao (5th Year)
School/Career Record	98-112 (4)/98-112 (4)
Assistant Coaches	Christine Ramos, Julia Tamai
2011 Records	27-26/11-10 (4th-Big West)
Letterwinners, Starters, Pitchers R/L, New	12/3, 8/1, 3/0, 4
Top Returners	Keilani Jennings (INF, Jr.) - .317, 6 HR, 31 RBI Kathryn Pilpil (INF, So.) - .308, 29 RBI, 11 SB Krista Cobb (P, Sr.) - 15-14, 3.33 ERA, 85 K, 193.1 IP
All-Time Series (Streak)	UCLA leads 67-4 (UCLA +4)
Last Meetings	3/29/11 DH at UCLA (UCLA 12-2 in 5, 10-4)

UCF

Campbell/Cartier Classic • Saturday, February 18 • 10:30 a.m.

Location/Nickname	Orlando, Fla./Knights
Founded/Enrollment	1963/58,587
Conference/Colors	Conference USA/Black and Gold
Softball SID	Andrew Jennette/(407) 823-0994 ajennette@athletics.ucf.edu/ucfathletics.com
Head Coach	Renee Luers-Gillispie (11th Year)
School/Career Record	363-265-1 (10)/615-469-3 (18)
Assistant Coaches	Gerice Olson, Ruben Felix
2011 Records	22-32/11-13 (6th-C-USA)
Letterwinners, Starters, Pitchers R/L, New	7/9, 4/5, 0/4, 13
Top Returners	Natalie Land (INF, Sr.) - .346, 14 RBI, 25 SB Allie Jest (INF, Sr.) - .299, 8 RBI, 19 SB Tawny Swan (OF, Sr.) - .242, 13 RBI, 9 SB
All-Time Series (Streak)	UCLA leads 2-0 (UCLA +2)
Last Meeting	2/12/11 at Easton Stadium (UCLA 10-2 in 5 inn.)

UTAH STATE

Long Beach State Invitational • Sunday, March 11 • 1:30 p.m.

Location/Nickname	Logan, Utah/Aggies
Founded/Enrollment	1888/25,767
Conference/Colors	Western Athletic/Navy Blue and White
Softball SID	Couper Sorensen/(435) 797-1361 coupdawg@gmail.com/utahstateaggies.com
Head Coach	Carissa Millsap-Kalaba (3rd Year)
School/Career Record	35-72 (2)/35-72 (2)
Assistant Coaches	Jessica Pistole, Holly Pearce
2011 Records	15-42/8-13 (5th-WAC)
Letterwinners, Starters, Pitchers R/L, New	13/6, 4/5, 4/0, 9
Top Returners	Allison Lenzora (INF, So.) - .356, 1 HR, 11 RBI Kassandra Uchida (INF/OF, So.) - .346, 2 HR, 11 RBI Shelbi Tyteca (P, Jr.) - 6-12, 4.78 ERA, 91 K, 137.2 IP
All-Time Series (Streak)	UCLA leads 14-4 (UCLA +9)
Last Meeting	2/20/11 in Las Vegas, Nev. (UCLA 13-3 in 6 inn.)



OREGON STATE

Easton Stadium • Los Angeles, Calif.
 Friday, March 30 • 7 p.m.
 Saturday, March 31 • 6 p.m.
 Sunday, April 1 • 12 p.m.

GENERAL INFORMATION

Location	Corvallis, Ore.
Founded	1868
Enrollment	23,761
Nickname	Beavers
Colors	Orange and Black
Conference	Pac-12
President	Dr. Edward Ray
Athletic Director	Bob De Carolis
SWA	Marianne Vydra

FACILITY INFORMATION

Home Field	OSU Softball Complex
Capacity	750
Press Box Phone	None

SPORTS INFORMATION

Softball SID	John Cantalupi
Office Phone	(541) 737-3720
Office Fax	(541) 737-3072
E-mail	john.cantalupi@oregonstate.edu
Website	osubeavers.com

COACHING INFORMATION

Head Coach	Kirk Walker (18th Year)
Alma Mater	UCLA (1988)
Record at Oregon St. (Years)	558-467-3 (17)
Career Record (Years)	Same
Assistant Coach	Laura Berg (1st Year)
Assistant Coach	Geoff Hirai (1st Year)
Office Phone	(541) 737-2789

TEAM INFORMATION

2011 Record	19-28
2011 Pac-10 Record	2-19 (8th)
2011 Postseason	None
2011 Final NFCA/USA SB Rankings	None
Letterwinners Returning/Lost	15/3
Starters Returning/Lost	8/1
Pitchers Returning/Lost	3/0
Newcomers	5

TOP RETURNERS

Paige Hall (P/DP, Sr.)	.220, 7 HR, 18 RBI, 6-6, 2.80 ERA, 75 K
Erin Guzy (1B/OF, Sr.)	.259, 1 HR, 14 RBI
Desiree Beltran (3B, Jr.)	.248, 1 HR, 14 RBI

SERIES INFORMATION

Series Record	UCLA leads 84-10
Streak	UCLA +10
All-Time at UCLA	UCLA leads 42-3
Last 5 Meetings/Last 10	UCLA 5-0/UCLA 10-0
2011 Meetings at Easton Stadium	
April 1	UCLA 6, Oregon State 2
April 2	UCLA 9, Oregon State 1 (6 innings)
April 3	UCLA 12, Oregon State 2 (5 innings)



ARIZONA STATE

Farrington Stadium • Tempe, Ariz.
 Thursday, April 5 • 7 p.m.
 Friday, April 6 • 7 p.m.
 Saturday, April 7 • 12 p.m.

GENERAL INFORMATION

Location	Tempe, Ariz.
Founded	1885
Enrollment	68,064
Nickname	Sun Devils
Colors	Maroon and Gold
Conference	Pac-12
President	Dr. Michael Crow
Athletic Director	Lisa Love
SWA	Dawn Rogers

FACILITY INFORMATION

Home Field	Farrington Stadium
Capacity	1,535
Press Box Phone	(480) 254-8345

SPORTS INFORMATION

Softball SID	Corinne Calabro
Office Phone	(480) 965-1237
Office Fax	(480) 965-5408
E-mail	corinne.calabro@asu.edu
Website	thesundevils.com

COACHING INFORMATION

Head Coach	Clint Myers (7th Year)
Alma Mater	Arizona State (1973)
Record at Arizona State (Years)	324-79 (6)
Career Record (Years)	Same
Associate Head Coach	Chuck D'Arcy (2nd Year)
Assistant Coach	Scott Woodard (1st Year)
Office Phone	(480) 965-3973

TEAM INFORMATION

2011 Record	60-6
2011 Pac-10 Record	17-4 (1st)
2011 Postseason	10-0 (National Champions)
2011 Final NFCA/USA SB Rankings	1/1
Letterwinners Returning/Lost	17/8
Starters Returning/Lost	5/4
Pitchers Returning/Lost	3/0
Newcomers	10

TOP RETURNERS

Katelyn Boyd (INF, Sr.)	.429, 18 HR, 66 RBI, 20 SB
Dallas Escobedo (P, So.)	37-3, 1.51 ERA, 326 K, 255.1 IP
Annie Lockwood (INF, Sr.)	.339, 19 HR, 72 RBI

SERIES INFORMATION

Series Record	UCLA leads 89-28
Streak	Arizona State +2
All-Time at Arizona State	UCLA leads 39-13
Last 5 Meetings/Last 10	ASU 4-1/ASU 7-3
2011 Meetings at Arizona State	
April 15	UCLA 4, Arizona State 1
April 16	Arizona State 2, UCLA 0
April 17	Arizona State 5, UCLA 0



STANFORD

Easton Stadium
 Los Angeles, Calif.
 Tuesday, April 10 • 5 p.m. (DH)
 Wednesday, April 11 • 12 p.m.

GENERAL INFORMATION

Location	Stanford, Calif.
Founded	1885
Enrollment	15,319
Nickname	Cardinal
Colors	Cardinal and White
Conference	Pac-12
President	John Hennessy
Athletic Director	Bob Bowlsby
SWA	Beth Goode

FACILITY INFORMATION

Home Field	Boyd and Jill Smith Family Stadium
Capacity	820
Press Box Phone	(650) 723-8276

SPORTS INFORMATION

Softball SID	Regina Verlengiere
Office Phone	(650) 723-0996
Office Fax	(650) 725-2957
E-mail	rverleng@stanford.edu
Website	gostanford.com

COACHING INFORMATION

Head Coach	John Rittman (16th Year)
Alma Mater	New Mexico State (1986)
Record at Stanford (Years)	641-294-3 (15)
Career Record (Years)	Same
Associate Head Coach	Trisha Ford (9th Year)
Assistant	Claire Sua-Amundson (2nd Year)
Office Phone	(650) 725-2631

TEAM INFORMATION

2011 Record	42-17
2011 Pac-10 Record	10-11 (5th)
2011 Postseason	4-2 (Super Regionals)
2011 Final NFCA/USA SB Rankings	10/10
Letterwinners Returning/Lost	14/3
Starters Returning/Lost	8/1
Pitchers Returning/Lost	1/1
Newcomers	8

TOP RETURNERS

Ashley Hansen (INF, Sr.)	.495, 9 HR, 45 RBI, 11 SB
Teagan Gerhart (P/INF, Jr.)	26-13, 1.74 ERA, 250 K, 257.2 IP
Jenna Rich (INF/P, Jr.)	.305, 10 HR, 49 RBI, 9 SB

SERIES INFORMATION

Series Record	UCLA leads 54-16
Streak	Stanford +2
All-Time at UCLA	UCLA leads 23-10
Last 5 Meetings/Last 10	UCLA 3-2/UCLA 8-2
2011 Meetings at Easton Stadium	
April 8	UCLA 6, Stanford 5 (14 innings)
April 9	Stanford 6, UCLA 2
April 10	Stanford 5, UCLA 1



WASHINGTON

Husky Softball Stadium • Seattle, Wash.
 Friday, April 13 • 6 p.m.
 Saturday, April 14 • 4 p.m.
 Sunday, April 15 • 12 p.m.

GENERAL INFORMATION

Location	Seattle, Wash.
Founded	1861
Enrollment	42,000
Nickname	Huskies
Colors	Purple and Gold
Conference	Pac-12
President	Dr. Phyllis Wise
Athletic Director	Scott Woodward
SWA	Stephanie Rempe

FACILITY INFORMATION

Home Field	Husky Softball Stadium
Capacity	1,500
Press Box Phone	(206) 616-6936

SPORTS INFORMATION

Softball SID	Alyssa Olveda
Office Phone	(206) 685-3119
Office Fax	(206) 543-5000
E-mail	alysaanc@uw.edu
Website	gohuskies.com

COACHING INFORMATION

Head Coach	Heather Tarr (8th Year)
Alma Mater	Washington (1997)
Record at Washington (Years)	280-128-1 (7)
Career Record (Years)	Same
Assistant Coaches	Cindy Ball (2nd Year), Lance Glasoe (4th Year), J.T. D'Amico (4th Year)
Office Phone	(206) 543-3785

TEAM INFORMATION

2011 Record	37-16
2011 Pac-10 Record	9-12 (T-6th)
2011 Postseason	3-2 (Super Regionals)
2011 Final NFCA/USA SB Rankings	12/15
Letterwinners Returning/Lost	10/2
Starters Returning/Lost	7/2
Pitchers Returning/Lost	4/1
Newcomers	7

TOP RETURNERS

Taylor Smith (OF, Sr.)	.444, 10 HR, 32 RBI
Kaitlin Inglesby (P, So.)	.422, 11 HR, 40 RBI, 25-10, 2.38 ERA, 169 K
Kimi Pohlman (OF, Sr.)	.432, 3 HR, 28 RBI, 25 SB

SERIES INFORMATION

Series Record	UCLA leads 46-25
Streak	Washington +1
All-Time at Washington	UCLA leads 18-14
Last 5 Meetings/Last 10	UW 3-2/UCLA 6-4
2011 Meetings at Easton Stadium	
April 21	UCLA 4, Washington 0
April 22	UCLA 5, Washington 2
April 23	Washington 4, UCLA 3 (9 innings)



UTAH

Easton Stadium • Los Angeles, Calif.
Friday, April 20 • 7 p.m.
Saturday, April 21 • 6 p.m.
Sunday, April 22 • 12 p.m.

GENERAL INFORMATION

Location	Salt Lake City, Utah
Founded	1850
Enrollment	31,660
Nickname	Utes
Colors	Crimson and White
Conference	Pac-12
Interim President	A. Lorris Betz
Athletic Director	Dr. Chris Hill
SWA	Mary Bowman

FACILITY INFORMATION

Home Field	Ute Field
Capacity	1,500
Press Box Phone	n/a

SPORTS INFORMATION

Softball SID	Mike DeVine
Office Phone	(801) 581-8997
Office Fax	(801) 581-4358
E-mail	mdevine@huntsman.utah.edu
Website	utahutes.com

COACHING INFORMATION

Head Coach	Amy Hogue (5th Year)
Alma Mater	Utah (1994)
Record at Utah (Years)	105-110 (4)
Career Record (Years)	Same
Assistant Coach	Cody Thomson (3rd Year)
Assistant Coach	Maggie Livreri (1st Year)
Office Phone	(801) 581-3514

TEAM INFORMATION

2011 Record	29-22
2011 Mountain West Record	7-5 (4th)
2011 Postseason	None
2011 Final NFCA/USA SB Rankings	None
Letterwinners Returning/Lost	9/7
Starters Returning/Lost	6/3
Pitchers Returning/Lost	3/1
Newcomers	7

TOP RETURNERS

Chalese Fankhauser (UTIL, So.)	.339, 6 HR, 27 RBI, 9 SB
Tia Palauni (INF, Sr.)	.333, 8 HR, 29 RBI, 41 BB
Generra Nielson (P, Sr.)	21-12, 3.77 ERA, 198 K, 180.1 IP

SERIES INFORMATION

Series Record	UCLA leads 17-1
Streak	UCLA +11
All-Time at UCLA	UCLA leads 2-0
Last 5 Meetings/Last 10	UCLA 5-0/UCLA 10-0
Last Three Meetings	
Feb. 19, 2011 (Las Vegas)	UCLA 6, Utah 2
Feb. 27, 2009 (San Diego)	UCLA 7, Utah 1
March 13, 2004 (Fresno)	UCLA 7, Utah 2



CALIFORNIA

Levine-Fricke Field • Berkeley, Calif.
Friday, April 27 • 3 p.m.
Saturday, April 28 • 1 p.m.
Sunday, April 29 • 12 p.m.

GENERAL INFORMATION

Location	Berkeley, Calif.
Founded	1868
Enrollment	34,953
Nickname	Golden Bears
Colors	Blue and Gold
Conference	Pac-12
Chancellor	Robert J. Birgeneau
Athletic Director	Sandy Barbour
SWA	Teresa Kuehn Gould

FACILITY INFORMATION

Home Field	Levine-Fricke Field
Capacity	500
Press Box Phone	None

SPORTS INFORMATION

Softball SID	Anna Oleson-Wheeler
Office Phone	(510) 643-5846
Office Fax	(510) 643-7778
E-mail	aowheeler@berkeley.edu
Website	calbears.com

COACHING INFORMATION

Head Coach	Diane Ninemire (25th Year)
Alma Mater	Nebraska-Omaha (1980)
Record at Cal (Years)	1,059-509-477 (24)
Career Record (Years)	Same
Assistant Coach	John Reeves (19th Year)
Assistant Coach	Tammy Lohmann (7th Year)
Office Phone	(510) 643-9101

TEAM INFORMATION

2011 Record	45-13
2011 Pac-10 Record	15-6 (2nd)
2011 Postseason	6-3 (WCWS)
2011 Final NFCA/USA SB Rankings	5/5
Letterwinners Returning/Lost	15/3
Starters Returning/Lost	9/0
Pitchers Returning/Lost	2/0
Newcomers	5

TOP RETURNERS

Jolene Henderson (P/1B, Jr.)	40-10, 0.99 ERA, 333 K, 333.1 IP
Britt Vonk (SS, So.)	.415, 1 HR, 13 RBI, 26 SB
Jamia Reid (OF, Sr.)	.394, 2 HR, 16 RBI, 31 SB

SERIES INFORMATION

Series Record	UCLA leads 78-25
Streak	California +4
All-Time at California	UCLA leads 27-16
Last 5 Meetings/Last 10	CAL 4-1/CAL 6-4
2011 Meetings at California	
April 29	California 7, UCLA 2
April 30	California 9, UCLA 1 (5 innings)
May 1	California 2, UCLA 1



ARIZONA

Easton Stadium • Los Angeles, Calif.
Friday, May 4 • 7 p.m.
Saturday, May 5 • 6 p.m.
Sunday, May 6 • 12 p.m.

GENERAL INFORMATION

Location	Tucson, Ariz.
Founded	1885
Enrollment	38,000
Nickname	Wildcats
Colors	Cardinal and Navy
Conference	Pac-12
President	Dr. Eugene Sander
Athletic Director	Greg Byrne
SSWA	Kathleen "Rocky" LaRose

FACILITY INFORMATION

Home Field	Hillenbrand Stadium
Capacity	2,956
Press Box Phone	(520) 621-7496

SPORTS INFORMATION

Softball SID	Danny Martinez
Office Phone	(520) 621-4163
Office Fax	(520) 621-2681
E-mail	danny89@email.arizona.edu
Website	arizonawildcats.com

COACHING INFORMATION

Head Coach	Mike Candrea (27th Year)
Alma Mater	Arizona State (1978)
Record at Arizona (Years)	1272-277-2 (26)
Career Record (Years)	Same
Assistant Coach	Larry Ray (21st Year)
Assistant Coach	Stacy Iveson (8th Year)
Office Phone	(520) 621-4920

TEAM INFORMATION

2011 Record	43-18
2011 Pac-10 Record	11-10 (T-3rd)
2011 Postseason	3-2 (Super Regionals)
2011 Final NFCA/USA SB Rankings	11/11
Letterwinners Returning/Lost	10/10
Starters Returning/Lost	6/3
Pitchers Returning/Lost	2/0
Newcomers	6

TOP RETURNERS

Kenzie Fowler (P, Jr.)	26-9, 1.87 ERA, 243 K, 213.1 IP
Brigitte Del Ponte (INF, Jr.)	.335, 17 HR, 59 RBI, 23 2B
Karissa Buchanan (OF, Sr.)	.398, 22 RBI, 12 SB

SERIES INFORMATION

Series Record	UCLA leads 71-53
Streak	UCLA +1
All-Time at UCLA	UCLA leads 36-20
Last 5 Meetings/Last 10	UCLA 3-2/UCLA 7-3
2011 Meetings at Easton Stadium	
May 6	Arizona 5, UCLA 1
May 7	Arizona 7, UCLA 1
May 8	UCLA 5, Arizona 1



OREGON

Howe Field • Eugene, Ore.
Thursday, May 10 • 6 p.m.
Friday, May 11 • 6 p.m.
Saturday, May 12 • 12 p.m.

GENERAL INFORMATION

Location	Eugene, Ore.
Founded	1876
Enrollment	24,000
Nickname	Ducks
Colors	Green and Yellow
Conference	Pac-12
Interim President	Robert Berdahl
Athletic Director	Rob Mullens
SWA	Lisa Peterson

FACILITY INFORMATION

Home Field	Howe Field
Capacity	3,000
Press Box Phone	(541) 346-6463

SPORTS INFORMATION

Softball SID	Geoff Thurner
Office Phone	(541) 346-2250
Office Fax	(541) 346-5449
E-mail	gthurner@uoregon.edu
Website	goducks.com

COACHING INFORMATION

Head Coach	Mike White (3rd Year)
Alma Mater	Mount Mercy (1989)
Record at Oregon (Years)	78-37 (2)
Career Record (Years)	Same
Assistant Coach	Lisa Dodd (3rd Year)
Assistant Coach	Blake Miller (2nd Year)
Office Phone	(541) 346-5305

TEAM INFORMATION

2011 Record	42-16
2011 Pac-10 Record	11-10 (T-3rd)
2011 Postseason	3-2 (Super Regionals)
2011 Final NFCA/USA SB Rankings	15/14
Letterwinners Returning/Lost	12/7
Starters Returning/Lost	7/2
Pitchers Returning/Lost	2/2
Newcomers	6

TOP RETURNERS

Jessica Moore (P, Jr.)	24-11, 1.90 ERA, 224 K, 206.2 IP
Courtney Ceo (INF, So.)	.356, 5 HR, 16 RBI, 14 SB
Alexa Peterson (C, So.)	.344, 5 HR, 18 RBI, 7 SB

SERIES INFORMATION

Series Record	UCLA leads 71-14
Streak	Oregon +1
All-Time at Oregon	UCLA leads 34-7
Last 5 Meetings/Last 10	UCLA 3-2/UCLA 8-2
2011 Meetings at Oregon	
May 12	Oregon 6, UCLA 5
May 13	UCLA 7, Oregon 4
May 14	Oregon 5, UCLA 0





HISTORY

ROSTER

NO	PLAYER	YR
1	Lisa Rubarth	SR
2	Marcia Pontoni	JR
4	Janice Wright	JR
5	Nedra Jerry	SO
6	Sue Enquist	SR
7	Gail Edson	SO
8	Frankie Butler	FR
9	Lucy Innuso	SO
10	Jan Jeffers	FR
14	Cathy Collings	JR
17	Kathy Maurice	SO
	Denise Curry	SR
	Cindy Oeh	SO
	Lisa Richardson	SR
	Sue Sherman	JR
	Debbie Willie	JR

Head Coach: Sharron Backus

POSTSEASON RESULTS

WESTERN REGIONALS IN ELK GROVE, CALIF.

May 4	beat Nevada, 1-0 (9 inn.)
May 4	beat Sacramento State, 1-0 (12 inn.)
May 5	beat Chico State, 1-0
May 6	lost to Cal Poly Pomona, 6-5
May 6	beat Cal Poly Pomona, 1-0 (8 inn.)

WCWS IN OMAHA, NEB.

May 25	beat Texas Woman's University, 4-0
May 26	beat Missouri State, 1-0
May 26	beat Utah State, 7-0
May 27	beat Minnesota, 3-0 (11 inn.)
May 29	beat Northern Colorado, 3-0



Four years prior to the start of the NCAA, UCLA softball brought home its first national championship in 1978 under the umbrella of the Association of Intercollegiate Athletics for Women (AIAW). After recording just 44 victories in their first three years of existence, the Bruins went 31-3 in 1978, starting and finishing the season strong with victories in 14 of their first 15 and 17 of their last 18. During the regular season, UCLA posted a 22-2 record, outscoring its opponents 101-17.

In her last season in her #6 UCLA uniform, future Hall of Fame coach Sue Enquist led the Bruins in hitting with a .391 batting average. The All-American also finished first on the squad with seven doubles and tied for the team lead with two home runs. Sophomore Kathy Maurice, an All-Region honoree, added seven triples and also belted two home runs. In all, five Bruins earned All-Region honors in 1978, with Enquist and Maurice joined by senior Lisa Richardson, junior Janice Wright and sophomore Gail Edson. Richardson and freshman Jan Jeffers keyed UCLA's success in the circle, as the Bruins posted a team earned run average of 0.30. Richardson led the team with a 0.19 ERA and 16 wins, while Jeffers has a 15-3 mark, a 0.43 ERA and a team-leading 91 strikeouts.

In the postseason, UCLA won its first three at Western Regionals, but all were 1-0 games with a pair going extra innings. The 28 innings in three days caught up to the Bruins on Championship Day against Cal Poly Pomona, losing 6-5 in the first contest. In game two in yet another 1-0 game, the Bruins advanced to the College World Series with an eight-inning victory over the Broncos. Cal Poly Pomona proved to be the Bruins' toughest test en route to the title, as UCLA outscored its opponents 18-0 in the season-ending tournament. In the final game against Northern Colorado, the Bruins prevailed 3-0 to claim their first national title. Jeffers earned three of the wins at Nationals, while Richardson picked up the other two. Enquist posted a tournament-best .421 batting average, while Edson hit .412 with a tournament-best nine RBI.

UCLA's ALL-TIME WOMEN'S COLLEGE WORLD SERIES SELECTIONS

1982

Debbie Doom (MVP), Barbara Booth, Dot Richardson, Gina Vecchione, Barbara Young

1983

Sheila Cornell, Dot Richardson, Mary Ricks

1984

Debbie Doom, Tricia Mang, Leslie Rover, Jennifer Simm

1985

Tracy Compton, Debbie Doom, Chris Olivie, Leslie Rover

1987

Sandra Arledge, Lisa Hankerd, Lisa Longaker, Janice Parks, Karen Walker, Shauna Wattenberg

1988

Kerry Dienelt, Shanna Flynn, Lisa Longaker, Missy Phillips, Stacy Sunny

1989

Tiffany Boyd, Kerry Dienelt, Lorraine Maynez, Janice Parks, Missy Phillips

1990

Kerry Dienelt, Lisa Fernandez, Shanna Flynn, Yvonne Gutierrez, Lisa Longaker

1991

Heather Compton, Kerry Dienelt, Lisa Fernandez, Yvonne Gutierrez, Lorraine Maynez

1992

Kathi Evans, Lisa Fernandez, Yvonne Gutierrez, Kelly Inouye

1993

Lisa Fernandez, Nichole Victoria

1994

Ginny Mike-Mitchell

1995

Tanya Harding (MOP), Jennifer Brundage, Kelly Howard

1997

Stacey Nuveman, Alleah Poulson, Christa Williams

1999

Julie Adams (MOP), Christie Ambrosi, Courtney Dale, Amanda Freed

2000

Amanda Freed, Julie Marshall, Tairia Mims

2001

Amanda Freed, Tairia Mims, Claire Sua

2002

Keira Goerl, Stacey Nuveman, Natasha Watley

2003

Keira Goerl (MOP), Tairia Mims, Natasha Watley

2004

Caitlin Benyi, Lisa Dodd, Keira Goerl, Jodie Legaspi

2005

Krista Colburn, Jodie Legaspi, Anjelica Selden, Emily Zaplatosch

2006

Andrea Duran

2010

Megan Langenfeld (MOP), Samantha Camuso, Andrea Harrison

MULTIPLE ALL-WCWS SELECTIONS

Kerry Dienelt	4 ('88, '89, '90, '91)
Lisa Fernandez	4 ('90, '91, '92, '93)
Debbie Doom	3 ('82, '84, '85)
Amanda Freed	3 ('99, '00, '01)
Keira Goerl	3 ('02, '03, '04)
Yvonne Gutierrez	3 ('90, '91, '92)
Lisa Longaker	3 ('87, '88, '90)
Tairia Mims	3 ('00, '01, '03)
Shanna Flynn	2 ('88, '90)
Jodie Legaspi	2 ('04, '05)
Lorraine Maynez	2 ('89, '91)
Stacey Nuveman	2 ('97, '02)
Janice Parks	2 ('87, '89)
Missy Phillips	2 ('88, '89)
Dot Richardson	2 ('82, '83)
Leslie Rover	2 ('84, '85)
Natasha Watley	2 ('02, '03)





Having won the most NCAA softball championships, it was only fitting that the Bruins won the sport's first title under the umbrella of the National Collegiate Athletic Association in 1982. UCLA posted a 33-7-2 overall record, but were unable to get past Cal State Fullerton for the WCAA title (Western Collegiate Athletic Association), finishing second with a 15-4-1 mark.

First and foremost, pitching was the main catalyst for the Bruins, allowing just 18 runs for the entire season. UCLA gave up more than one run in a game just five times and 27 of its 33 victories came by shutout. During a 14-game winning streak from March 9 to April 16, the Bruins didn't allow a single run. All four pitchers on the UCLA staff appeared in between 10 and 15 games, keeping everybody fresh. A pair of freshmen keyed the Bruins' success, as All-American Tracy Compton had a team-low ERA of 0.21 and a 10-2 record, while Debbie Doom went 11-2 with a 0.31 ERA and a team-best 193 strikeouts. The upperclassmen did their part too. Senior Karen Andrews had 49 strikeouts, a 0.44 earned run average and a 6-2 record, while junior Lori Warkentin was 6-1 with a 0.25 ERA and 55 strikeouts. The pitching picked up the offensive attack, which went the entire season without a home run. Junior Dot Richardson led the Bruins with a .328 batting average en route to All-American honors, while All-American senior Gina Vecchione and sophomore Barbara Young tied for the team lead with 12 RBIs.

In the postseason, the Bruins gave up just one run in seven victories to sweep through the competition. After easily dispatching of Wyoming at their home Regional, the Bruins came out on top in four straight, one-run games at the Women's College World Series, including a 1-0 victory over Cal State Fullerton. In the championship game, Doom struck out 12 and despite getting just one hit, the Bruins scored twice in the eighth inning to defeat Fresno State 2-0. Doom was named the Most Valuable Player of the College World Series, pitching 41.2 of the Bruins' 45 innings and striking out 62.

CHAMPIONSHIP GAME BOX SCORE

UCLA VS. FRESNO STATE

MAY 31, 1982 AT OMAHA, NEB. (SEYMOUR SMITH FIELD)

UCLA 2					FRESNO STATE 0				
Player	AB	R	H	RBI	Player	AB	R	H	RBI
Dot Richardson, ss	2	0	0	0	Edna Figueroa, 1b	3	0	0	0
Debbie Hauer, 1b	3	0	0	1	Janee Silva, ss	3	0	0	0
Gina Vecchione, lf	4	0	1	0	Denese Ketcham, c	3	0	0	0
Sheila Cornell, dp	2	0	0	0	Renee Polanco, dp	3	0	0	0
Barbara Young, rf	3	0	0	0	Sandi Taylor, 2b	2	0	1	0
Barbara Booth, c	3	0	0	0	Debbie Camacho, pr	0	0	0	0
Sue Eskierski, 3b	2	0	0	0	Wende Ward, p	3	0	0	0
Leslie Rover, pr	0	0	0	0	Kim Muratore, rf	3	0	1	0
Stacy Winsberg, 2b	2	1	0	0	Roberta Garcia, 3b	3	0	0	0
Karen Owens, cf	3	1	0	0	Judy Tucker, lf	2	0	0	0
Debbie Doom, p	0	0	0	0	Ella Vilche, ph	1	0	0	0
					Alyce Rodriguez, cf	0	0	0	0
Totals	24	2	1	1	Totals	26	0	2	0

Score by Innings					R	H	E
UCLA	000	000	02		2	1	0
Fresno State	000	000	00		0	2	2

E - Ward, Garcia
 LOB - Bruins 4, Bulldogs 3
 2B - Muratore
 SH - Cornell
 SF - Hauer
 SB - Winsberg

UCLA	IP	H	R	ER	BB	SO	Fresno State	IP	H	R	ER	BB	SO
Debbie Doom	8.0	2	0	0	1	12	Wende Ward	8.0	1	2	1	4	8

Win - Doom (11-2), Loss - Ward (24-6)
 Start: 12:04 p.m. Time: 1:46 Attendance: 1,570



TRACY COMPTON

ROSTER

NO	PLAYER	POS	YR
1	Dot Richardson	SS	JR
2	Gina Vecchione	OF	SR
3	Tracy Compton	P	FR
4	Michelle Aguilar	C	JR
6	Karen Andrews	P	SR
7	Sue Eskierski	3B	JR
8	Barbara Young	OF	SO
9	Karen Owens	OF	SR
11	Lori Warkentin	P	JR
12	Leslie Rover	OF	FR
13	Stacy Winsberg	2B	FR
15	Debbie Hauer	1B	SR
16	Sheila Cornell	1B	SO
17	Debbie Doom	P	FR
19	Barbara Booth	C	JR

Head Coach: Sharron Backus

Assistant Coach: Sue Enquist

POSTSEASON RESULTS

REGIONALS AT MAYFAIR PARK

May 14	beat Wyoming, 4-0
May 15	beat Wyoming, 5-0

WCWS IN OMAHA, NEB.

May 27	beat Oklahoma State, 2-1
May 29	beat Western Michigan, 1-0
May 29	beat Arizona State, 1-0
May 30	beat Cal State Fullerton, 1-0
May 31	beat Fresno State, 2-0

SEASON LEADERS

BATTING AVERAGE (MIN. 100 AB)

Dot Richardson	.328
Gina Vecchione	.253

RUNS SCORED

Dot Richardson	17
Stacy Winsberg	13

HITS

Dot Richardson	45
Gina Vecchione	38
Barbara Young	30

HOME RUNS

None	
------	--

RUNS BATTED IN

Gina Vecchione	12
Barbara Young	12
Dot Richardson	8

EARNED RUN AVERAGE (MIN. 100 IP)

Tracy Compton	0.21
Debbie Doom	0.31

WINS

Debbie Doom	11-2
Tracy Compton	10-2

INNINGS PITCHED

Debbie Doom	134.1
Tracy Compton	101.2

STRIKEOUTS

Debbie Doom	193
Tracy Compton	91

ROSTER

NO	PLAYER	POS	YR
1	Gina Holmstrom	1B	FR
2	Stacey Shire	OF	FR
3	Tracy Compton	P	JR
4	Shauna Wattenberg	UTIL	FR
5	Jennifer Simm	INF	JR
6	Tricia Mang	P/OF	FR
7	Cheryl Dazalla	SS	FR
8	Barbara Young	OF	SR
10	Mary Ricks	OF	SO
11	Debbie Ruelas	OF	FR
12	Leslie Rover	INF	JR
13	Stacy Winsberg	OF	JR
15	Kaelyn Silva	C	FR
16	Sheila Cornell	INF	SR
17	Debbie Doom	P	JR
19	Janet Pinneau	C	SO

Head Coach: Sharron Backus

Assistant Coach: Sue Enquist

POSTSEASON RESULTS

REGIONALS AT MAYFAIR PARK

May 17	beat Arizona State, 1-0
May 18	beat Arizona State, 3-0

WCWS IN OMAHA, NEB.

May 23	beat Utah State, 6-0
May 26	beat Northwestern, 1-0 (9 inn.)
May 28	lost to Texas A&M, 2-0
May 28	beat Nebraska, 1-0
May 29	beat Texas A&M, 1-0
May 29	beat Texas A&M, 1-0 (13 inn.)

SEASON LEADERS

BATTING AVERAGE (MIN. 100 AB)

Tricia Mang	.376
Sheila Cornell	.309
Gina Holmstrom/Jennifer Simm	.268

RUNS SCORED

Tricia Mang	24
Gina Holmstrom	21

HITS

Tricia Mang	67
Gina Holmstrom	45

HOME RUNS

Tricia Mang	7
Sheila Cornell	2

RUNS BATTED IN

Tricia Mang	19
Jennifer Simm	18

EARNED RUN AVERAGE (MIN. 100 IP)

Debbie Doom	0.10
Tracy Compton	0.29

WINS


Debbie Doom	24-3
Tracy Compton	20-3

INNINGS PITCHED

Debbie Doom	215.1
Tracy Compton	175.1

STRIKEOUTS

Debbie Doom	282
Tracy Compton	159



Behind the outstanding pitching duo of Tracy Compton and Debbie Doom, the 1984 Bruins won their third National Championship and their second NCAA title in three seasons. Finishing with a record of 45-6-1, UCLA claimed the WCAA title with a 7-3 conference record. Bruin hurlers gave up just 20 runs during the season and half of those runs were unearned. After dropping the first game of the season, UCLA won 21 in a row, outscoring its opponents 59-4 during the streak and tossing 18 shutouts. In all, 39 of the Bruins' 45 victories came by way of the shutout.

Doom spelled just that for opposing hitters, as the junior went 24-3 with a 0.10 earned run average and 282 strikeouts. Compton was equally as good, going 20-3 with a 0.29 ERA and 159 strikeouts. Both pitchers received All-American honors, two of four Bruins to earn the accolade that season. The other two All-Americans were on the hitting side. Freshman Tricia Mang led the team with a .376 average, seven home runs and 19 runs batted in. Senior Sheila Cornell also hit above .300 at .309, belting two homers and drawing 26 walks, almost three times as many as the next closest player.

UCLA swept past Arizona State in its home Regional, shutting out the Sun Devils in both games to advance to the Women's College World Series. After dispatching Utah State and Northwestern, the Bruins dropped their first game of the tournament, 2-0 to defending champion Texas A&M. UCLA rebounded with a 1-0 blanking of Nebraska to reach the final, but would need to beat Texas A&M twice to claim the championship. In game one, Mang drove in Mary Ricks for the contest's only run to take down the Aggies 1-0 and force a winner-take-all title matchup. Doom was in command in the circle, striking out 15 in the championship game. But it wasn't until the bottom of the 13th inning when the game was settled, as Mang hit a one-out homer to left field to give the Bruins the championship. Doom, Mang, Leslie Rover and Jennifer Simm were named to the All-Tournament Team.



TRICIA MANG

CHAMPIONSHIP GAME BOX SCORE

TEXAS A&M vs. UCLA

MAY 29, 1984 AT OMAHA, NEB. (SEYMOUR SMITH FIELD)

TEXAS A&M 0					UCLA 1				
Player	AB	R	H	RBI	Player	AB	R	H	RBI
Josie Carter, lf	6	0	0	0	Stacy Winsberg, lf	6	0	0	0
Judy Trussell, ss	6	0	1	0	Mary Ricks, cf	6	0	0	0
Iva Jackson, cf	5	0	1	0	Tricia Mang, dp	6	1	2	1
Cindy Cooper, 3b	5	0	0	0	Sheila Cornell, 3b	4	0	1	0
Cindy Foster, dp	5	0	1	0	Barbara Young, rf	5	0	0	0
Pattie Holthaus, 2b	4	0	1	0	Jennifer Simm, 2b	4	0	1	0
Gay McNutt, c	4	0	0	0	Debbie Ruelas, pr	0	0	0	0
Debbie Rollman, pr	0	0	0	0	Gina Holmstrom, 1b	5	0	1	0
Mary Schwind, 1b	4	0	0	0	Cheryl Dazalla, pr	0	0	0	0
Ann Hadley, ph	1	0	0	0	Janet Pinneau, c	5	0	2	0
Rose Ruffino, rf	4	0	1	0	Leslie Rover, ss	3	0	0	0
Yvette Lopez, p	0	0	0	0	Debbie Doom, p	0	0	0	0
Shawn Andaya, p	0	0	0	0					
Totals	44	0	5	0	Totals	44	1	7	1

Score by Innings									
	1	2	3	4	5	6	7	8	9
Texas A&M	000	000	000	000	0	0	5	4	
UCLA	000	000	000	000	1	1	7	2	

Note: 1 out when the game ended
 E - Carter, Trussell 3, Pinneau, Doom
 DP - Aggies 2, Bruins 1
 LOB - Aggies 8, Bruins 10
 2B - Jackson
 HR - Mang
 HBP - Ruffino
 SH - Holthaus, Simm, Rover 2
 SB - Trussell

Texas A&M	IP	H	R	ER	BB	SO	UCLA	IP	H	R	ER	BB	SO
Yvette Lopez	2.0	2	0	0	0	1	Debbie Doom	13.0	5	0	0	1	15
Shawn Andaya	10.1	5	1	1	1	3							

Win - Doom (24-3), Loss - Andaya (33-9)
 WP - Andaya
 HBP - by Doom (Ruffino)
 Start: 2:43 p.m. Time: 3:36 Attendance: 734



Another extra-inning game and another walk-off win gave the Bruins back-to-back NCAA Championships in 1985. Recording its third-straight, 40-win season, UCLA began the year with 12 straight triumphs, and after its first setback of the year, reeled off another 11 victories in a row. The Bruins didn't allow more than three runs in a game and gave up more than one just five times.

As was the case during their 1984 championship run, it was the two-headed pitching monster of seniors Tracy Compton and Debbie Doom that propelled the Bruins. Terrorizing opposing hitters since their freshmen seasons, the duo combined for a 0.18 earned run average and 406 strikeouts. Compton led the nation and posted the second-best ERA in NCAA history at 0.08, giving up only two earned runs in 167 1/3 innings while striking out 172. She won 20 games, as did Doom, who struck out 232 with a 0.27 ERA in 180 innings. Both earned All-American accolades for the third straight season.

UCLA was on cruise control down the stretch, but faltered in its final three games of the regular season and then dropped the first game of Regional play to Pacific. The Bruins bounced back though with a pair of shutout victories over the Tigers to advance to the College World Series. UCLA never scored more than three runs in a game in the World Series, but didn't need to thanks to Compton and Doom's pitching. However, the Bruins had to fight out of the loser's bracket following a second-game loss to Cal State Fullerton. With its backs against the wall, UCLA won the next three, including a revenge win over the Titans, and advanced to the title game against Nebraska. The Bruins jumped out to a 1-0 lead in the second behind an RBI single by Chris Olivie, but Nebraska tied it in the fourth. The game went to extras, and in the bottom of the ninth, Janet Pinneau drove home the game-winner on a single to plate Leslie Rover for the championship. Compton, Doom, Olivie and Rover were each named to the College World Series All-Tournament Team.

CHAMPIONSHIP GAME BOX SCORE

NEBRASKA VS. UCLA

MAY 26, 1985 AT OMAHA, NEB. (SEYMOUR SMITH FIELD)

NEBRASKA 1

Player	AB	R	H	RBI
Amy Love, dp	3	0	1	0
Ann Schroeder, 3b	5	0	0	0
Stacy Sunny, cf	3	1	1	0
Denise Eckert, ss	3	0	1	0
Ginger Cannon, 1b	3	0	0	1
Lori Richins, 2b	3	0	1	0
Shelby Mertins, ph	1	0	0	0
Wendy Turner, lf	4	0	1	0
Lisa Busby, c	3	0	0	0
Peg Richardson, rf	3	0	0	0
Heidi Schlabach, ph	1	0	1	0
Lori Sippel, p	0	0	0	0
Totals	32	1	6	1

UCLA 2

Player	AB	R	H	RBI
Stacy Winsberg, dp/rf	4	0	1	0
Mary Ricks, cf	4	0	1	0
Debbie Ruelas, lf	3	0	0	0
Leslie Rover, ss	4	1	0	0
Jennifer Simm, 3b	2	1	1	0
Gina Holmstrom, 1b	2	0	1	0
Chris Olivie, rf/2b	3	0	2	1
Janet Pinneau, c	4	0	1	1
Lisa Hankerd, 2b	2	0	0	0
Shauna Wattenberg, dp	0	0	0	0
Debbie Doom, p	0	0	0	0
Totals	28	2	7	2

Score by Innings

	R	H	E
Nebraska	000	100	000
UCLA	010	000	001

Note: 1 out when the game ended

E - Ricks, Holmstrom, Hankerd

LOB - Cornhuskers 12, Bruins 10

2B - Simm

SH - Love, Busby, Ruelas, Simm, Wattenberg

SB - Eckert, Holmstrom

Nebraska	IP	H	R	ER	BB	SO	UCLA	IP	H	R	ER	BB	SO
Lori Sippel	8.1	7	2	1	4	8	Debbie Doom	9.0	6	1	0	4	10

Win - Doom (20-5), Loss - Sippel (15-5)

WP - Doom 2

Start: 3:30 p.m. Time: 2:48 Attendance: 3,180



STACY WINSBERG

ROSTER

NO	PLAYER	POS	YR
1	Gina Holmstrom	1B	SO
3	Tracy Compton	P	SR
4	Jennifer Simm	3B	SR
5	Kaelyn Silva	C/OF	SO
7	Tricia Mang	P/OF	SO
10	Mary Ricks	OF	JR
11	Debbie Ruelas	OF	SO
12	Leslie Rover	SS	SR
13	Stacy Winsberg	OF	SR
17	Debbie Doom	P	SR
18	Shauna Wattenberg	C	SO
19	Janet Pinneau	C	JR
21	Chris Olivie	UTIL	JR
24	Lisa Hankerd	2B	FR
32	Julie Henderson	OF/DP	FR

Head Coach: Sharron Backus

Assistant Coach: Sue Enquist

POSTSEASON RESULTS

REGIONALS IN SANTA MARIA, CALIF.

May 16	lost to Pacific, 3-1
May 17	beat Pacific, 3-0
May 17	beat Pacific, 2-0

WCWS IN OMAHA, NEB.

May 22	beat Utah, 1-0
May 24	lost to Cal State Fullerton, 2-0
May 25	beat Northwestern, 1-0
May 25	beat Nebraska, 3-0
May 26	beat Cal State Fullerton, 1-0
May 26	beat Nebraska, 2-1 (9 inn.)

SEASON LEADERS

BATTING AVERAGE (MIN. 100 AB)

Mary Ricks	.266
Gina Holmstrom	.261

RUNS SCORED

Gina Holmstrom	19
Jennifer Simm	16
Leslie Rover	15

HITS

Mary Ricks	38
Gina Holmstrom	36

HOME RUNS

Tricia Mang	2
Three tied with	1

RUNS BATTED IN

Tricia Mang	17
Chris Olivie	12

EARNED RUN AVERAGE (MIN. 100 IP)

Tracy Compton	0.08
Debbie Doom	0.27

WINS

Tracy Compton	20-4
Debbie Doom	20-5

INNINGS PITCHED

Debbie Doom	180.0
Tracy Compton	167.1

STRIKEOUTS

Debbie Doom	232
Tracy Compton	172

ROSTER

NO	PLAYER	POS	YR
1	Lorraine Maynez	OF	FR
3	Bea Chiaravanont	OF	FR
4	Samantha Ford	P	JR
7	Shanna Flynn	OF	FR
9	Lisa Longaker	P	SO
10	Michelle Montgomery	OF	SO
11	Erica Zencina	2B/C	FR
12	Kerry Dienelt	1B	FR
13	Michelle Phillips	P	JR
14	Janice Parks	3B	JR
15	Missy Phillips	2B	FR
17	Karen Walker	OF	JR
21	Stacy Sunny	C/OF	SR
22	Monica Tourville	C/DP	JR
24	Lisa Hankerd	SS	SR

Head Coach: Sharron Backus

Assistant Coach: Sue Enquist

POSTSEASON RESULTS

REGIONALS AT SUNSET FIELD

May 20	beat Cal State Fullerton, 3-0
May 21	beat Cal State Fullerton, 2-0

WCWS IN SUNNYVALE, CALIF.

May 25	beat Northern Illinois, 1-0
May 27	beat Fresno State, 6-1
May 28	beat Arizona, 5-0
May 28	beat Cal Poly Pomona, 4-1
May 29	lost to Fresno State, 2-1
May 29	beat Fresno State, 3-0

SEASON LEADERS

BATTING AVERAGE (MIN. 100 AB)

Lorraine Maynez	.337
Janice Parks	.322
Shanna Flynn	.318

RUNS SCORED

Shanna Flynn	33
Lorraine Maynez	32

HITS

Lorraine Maynez	64
Shanna Flynn/Janice Parks	56

HOME RUNS

Janice Parks	6
Bea Chiaravanont/Lorraine Maynez	3

RUNS BATTED IN

Janice Parks	40
Lorraine Maynez	29

EARNED RUN AVERAGE (MIN. 100 IP)

Lisa Longaker	0.30
Samantha Ford	0.87

WINS

Lisa Longaker	31-4
Samantha Ford	18-4

INNINGS PITCHED

Lisa Longaker	259.1
Samantha Ford	145.1

STRIKEOUTS

Lisa Longaker	240
Samantha Ford	76



After falling in the championship game to Texas A&M a year prior, the UCLA softball team brought the NCAA softball title back to Westwood in 1988. In the second year of the Pacific-10 Conference's existence, the Bruins won the league title with a 15-3 record and posted a 53-8 overall mark. UCLA had three separate winning streaks of at least eight games, including 16 in a row from March 21 to April 4. During that streak, the Bruins outscored their opponents 88-6, posting 10 shutouts along the way.

UCLA had four players hit over .300 on the season, with freshman Lorraine Maynez's .337 average leading the way. She also topped the team with 10 doubles and seven triples and was second with 32 runs scored and 29 RBI. Junior Janice Parks led the power department with six homers and 40 RBI, hitting .322. Both players earned first-team All-American honors, with Parks' accolade being her second award in as many seasons. In the circle, sophomore All-American Lisa Longaker handled the bulk of the duties, posting a nation-best 0.30 earned run average, a 31-4 record and 240 strikeouts. Junior Samantha Ford backed up Longaker with an 18-4 mark and a 0.87 ERA.

The NCAA Tournament began with a two-game sweep of Cal State Fullerton in Regional play. For the first time, the Women's College World Series was held in California, as the Bruins traveled north to Sunnyvale. UCLA won its first four games by a 16-2 margin to advance to the championship against Fresno State. Needing to win a pair from the Bruins, the Bulldogs took the first step with a 2-1 victory in game one, setting up a winner-take-all showdown for the title. As she had done all season, Longaker was masterful in the circle, hurling her 23rd shutout of the year. The Bruins gave her the only offense she needed in the fourth inning when Parks doubled in Stacy Sunny and Maynez to put UCLA on top 2-0. The Bruins added an insurance run in the seventh on a Shanna Flynn RBI single and won the sport's fifth national championship. Flynn, Longaker and Sunny were joined on the All-Tournament Team by Kerry Dienelt and Missy Phillips.



LORRAINE MAYNEZ

CHAMPIONSHIP GAME BOX SCORE

UCLA VS. FRESNO STATE

MAY 29, 1988 AT SUNNYVALE, CALIF. (TWIN CREEKS SPORTS COMPLEX)

UCLA 3

Player	AB	R	H	RBI
Shanna Flynn, rf	4	0	1	1
Stacy Sunny, c	4	1	2	0
Lorraine Maynez, cf	1	1	0	0
Janice Parks, 3b	2	0	2	2
Missy Phillips, 2b	3	0	1	0
Karen Walker, lf	3	0	2	0
Bea Chiaravanont, dp	2	1	0	0
Monica Tourville, ph	1	0	1	0
Kerry Dienelt, 1b	2	0	0	0
Lisa Hankerd, ss	2	0	0	0
Lisa Longaker, p	0	0	0	0
Totals	24	3	9	3

FRESNO STATE 0

Player	AB	R	H	RBI
RaeAnn Pifferini, lf	4	0	2	0
Martha Noffsinger, ss	4	0	1	0
Kathy Mayer, 2b	3	0	1	0
Gena Strang, 1b	3	0	1	0
Gina LoPiccolo, 3b	3	0	0	0
Karin Richter, rf	2	0	0	0
Carle Dever, p	2	0	0	0
Shelly Stokes, c	3	0	0	0
Jill Polanco, cf	3	0	1	0
Totals	27	0	6	0

Score by Innings

	UCLA	Fresno State
1	000	000
2	200	000
3	100	000
4	300	000
5	900	000
6	300	000
7	000	000
8	000	000
9	000	000

E - LoPiccolo

DP - Bulldogs 2

LOB - Bruins 5, Bulldogs 9

2B - Parks

SH - Maynez 2, Dienelt, Hankerd

SB - Sunny

UCLA	IP	H	R	ER	BB	SO	Fresno State	IP	H	R	ER	BB	SO
Lisa Longaker	7.0	6	0	0	3	3	Carle Dever	7.0	9	3	2	1	3

Win - Longaker (31-4), Loss - Dever (27-7)

Start: 3:45 p.m. Time: 1:35 Attendance: 1,747



The Bruins made it back-to-back NCAA Championships in 1989, again besting Fresno State in the title game. Losing just four games during the season with 48 wins, the Bruins steamrolled through the Pac-10 with a league-best 18-2 record. UCLA had winning streaks of eight, 11 and 13, to go along with a season-ending streak of 16. The Bruins didn't allow a run until the ninth game of the season (88 innings) and had shutouts in their first 10 wins. In all, UCLA hurlers tossed 34 shutouts and gave up only 30 runs in 52 games.

In her first and only season in Westwood, freshman Tiffany Boyd led the nation with a 0.24 earned run average, going 19-4 with 172 strikeouts in the circle. Although not qualifying for the NCAA's top spot, senior Samantha Ford led the staff with a 0.14 ERA and an 11-1 record, while junior Lisa Longaker was 18-1 with a 0.64 ERA. In a rarity for UCLA, no pitchers earned All-American honors, but two hitters did in senior Janice Parks and sophomore Shanna Flynn. Parks led the team with a .426 batting average, 36 runs batted in, seven triples, 10 doubles and two home runs, while Flynn hit .353 with 10 RBI and a team-best seven stolen bases. Although they hit only four home runs, the Bruins batted at a .288 clip and still manufactured 209 runs during the season.

Yet another postseason began with an easy two-game sweep in Regional play, this time of Long Beach State, as the Bruins traveled to Sunnyvale for the second straight College World Series held in Northern California. UCLA ran the table in the first four games of the World Series and had a familiar foe in Fresno State in the championship game. For the second straight year, the Bulldogs were outdueled by a Bruin hurler, as Boyd held Fresno State to three hits while striking out six in the title tilt. Parks had three hits in the final game and Lorraine Maynez's RBI single to score Julie Poulos in the third inning was the only run the Bruins needed for their sixth national title. Boyd, Maynez and Parks were each honored on the College World Series All-Tournament Team and were joined by Kerry Dienelt and Missy Phillips.

CHAMPIONSHIP GAME BOX SCORE

FRESNO STATE VS. UCLA

MAY 28, 1989 AT SUNNYVALE, CALIF. (TWIN CREEKS SPORTS COMPLEX)

FRESNO STATE 0

Player	AB	R	H	RBI
Shelly Stokes, c	2	0	1	0
Martha Hoffinger, ss	3	0	1	0
Gina LoPiccolo, 3b	3	0	0	0
Kerri Donis, 1b	3	0	1	0
Kathy Mayer, 2b	3	0	0	0
Carle Dever, p	3	0	0	0
Jill Polanco, cf	3	0	0	0
Dionne Ewing, dp	2	0	0	0
Shelly Morrison, lf	2	0	0	0
Carol Taniguchi, rf	0	0	0	0
Totals	24	0	3	0

UCLA 1

Player	AB	R	H	RBI
Shanna Flynn, rf	3	0	0	0
Lorraine Maynez, cf	3	0	1	1
Yvonne Gutierrez, lf	3	0	0	0
Janice Parks, 3b	3	0	3	0
Missy Phillips, 2b	3	0	0	0
Kelly Inouye, dp	2	0	0	0
Karen Walker, ss	2	0	0	0
Erica Ziencina, c	2	0	1	0
Julie Poulos, pr	0	1	0	0
Kerry Dienelt, 1b	1	0	0	0
Tiffany Boyd, p	0	0	0	0
Totals	22	1	5	1

Score by Innings		R	H	E
Fresno State	000 000 0	0	3	0
UCLA	001 000 X	1	5	0

LOB - Bulldogs 4, Bruins 4


2B - Parks

SH - Dienelt

Fresno State	IP	H	R	ER	BB	SO	UCLA	IP	H	R	ER	BB	SO
Carle Dever	6.0	5	1	1	0	1	Tiffany Boyd	7.0	3	0	0	1	6

Win - Boyd (19-2), Loss - Dever (27-7)

Start: 1:35 p.m. Time: 1:34 Attendance: 2,248



SHANNA FLYNN

ROSTER

NO	PLAYER	POS	YR
1	Lorraine Maynez	OF	SO
2	Kelly Inouye	C	FR
3	Bea Chiaravanont	OF/DP	SO
4	Samantha Ford	P	SR
6	Julie Poulos	OF	JR
7	Shanna Flynn	OF	SO
8	Yvonne Gutierrez	OF	FR
9	Lisa Longaker	P	JR
10	Michelle Montgomery	OF	JR
12	Kerry Dienelt	1B	SO
13	Erica Ziencina	C/2B	SO
14	Janice Parks	3B	SR
15	Missy Phillips	2B/SS	SO
17	Karen Walker	SS	SR
18	Tiffany Boyd	P/OF	FR
22	Monica Tourville	C/DP	SR

Head Coach: Sharron Backus

Co-Head Coach: Sue Enquist

POSTSEASON RESULTS

REGIONALS AT MAYFAIR PARK

May 19	beat Long Beach State, 5-1
May 20	beat Long Beach State, 3-0

WCWS IN SUNNYVALE, CALIF.

May 24	beat South Carolina, 3-0
May 26	beat Cal Poly Pomona, 9-0
May 27	beat Oklahoma State, 2-1
May 27	beat Arizona, 3-0
May 28	beat Fresno State, 1-0

SEASON LEADERS

BATTING AVERAGE (MIN. 100 AB)

Janice Parks	.426
Shanna Flynn	.353
Yvonne Gutierrez	.314

RUNS SCORED

Janice Parks	32
Shanna Flynn	31

HITS

Janice Parks	69
Shanna Flynn	54

HOME RUNS

Janice Parks	2
Kerry Dienelt/Shanna Flynn	1

RUNS BATTED IN

Janice Parks	36
Yvonne Gutierrez	28

EARNED RUN AVERAGE (MIN. 100 IP)

Tiffany Boyd	0.24
Lisa Longaker	0.64

WINS

Tiffany Boyd	19-2
Lisa Longaker	18-1

INNINGS PITCHED

Tiffany Boyd	146.0
Lisa Longaker	131.0

STRIKEOUTS

Tiffany Boyd	172
Lisa Longaker	114

ROSTER

NO	PLAYER	POS	YR
2	Kelly Inouye	C	SO
3	Maria Rodriguez	OF	FR
4	Kristy Howard	SS	FR
5	DeeDee Weiman	P	FR
7	Shanna Flynn	OF	JR
8	Yvonne Gutierrez	OF	SO
9	Lisa Longaker	P	SR
10	Michelle Montgomery	OF/1B	SR
11	Heather Compton	P	FR
12	Kerry Dienelt	1B	JR
13	Erica Ziencina	C/2B	JR
15	Missy Phillips	2B/SS	JR
16	Lisa Fernandez	P/3B	FR
19	Bea Chiaravanont	DP	JR

Head Coach: Sharron Backus

Co-Head Coach: Sue Enquist

Assistant Coach: Kirk Walker

POSTSEASON RESULTS

REGIONALS AT SUNSET FIELD

May 18	beat Northern Iowa, 2-0
May 19	beat Northern Iowa, 4-0

WCWS IN OKLAHOMA CITY, OKLA.

May 23	beat Kent State, 4-0
May 25	beat Long Beach State, 6-0
May 26	beat Oklahoma State, 2-1
May 27	beat Florida State, 3-0
May 27	lost to Fresno State, 1-0
May 28	beat Fresno State, 2-0

SEASON LEADERS

BATTING AVERAGE (MIN. 100 AB)

Yvonne Gutierrez	.384
Lisa Fernandez	.310
Shanna Flynn	.307

RUNS SCORED

Shanna Flynn	38
Missy Phillips	31

HITS

Yvonne Gutierrez	71
Shanna Flynn	70

HOME RUNS

Missy Phillips	2
Three tied with	1

RUNS BATTED IN

Missy Phillips	36
Yvonne Gutierrez	28

EARNED RUN AVERAGE (MIN. 100 IP)

Heather Compton	0.36
Lisa Longaker	0.40

WINS

Lisa Longaker	20-2
Heather Compton	18-1

INNINGS PITCHED

Lisa Longaker	156.2
Heather Compton	134.2

STRIKEOUTS

Lisa Longaker	131
Heather Compton	118



Another NCAA Championship. Another title-game victory over Fresno State. 1990 would end the same way the previous two seasons ended, as the Bruins won the sport's seventh national title. UCLA cracked the 60-win mark for the first time in school history with a 62-7 record and claimed its third straight Pac-10 title with a 17-2 mark. During a 22-game winning streak from March 31 to May 3, the Bruins outscored their opponents 68-3 and did not allow a run for 122 straight innings over 13 games at one point.

As usual, it was the Bruin pitching that keyed the team's success, throwing 46 shutouts and posting a team ERA of 0.42. Four pitchers appeared in at least 15 games and three of them were freshmen, led by All-American Lisa Fernandez's 0.25 ERA and 11-1 record in just 83 innings. Newcomer Heather Compton went 18-1 with a 0.36 ERA and freshman DeeDee Weiman was 13-3 with a 0.64 ERA. The lone upperclassman of the staff was senior All-American Lisa Longaker, who led the team with 20 wins and had a 0.40 ERA. At the plate, sophomore All-American Yvonne Gutierrez had a team-best .384 average with 28 RBI, while Fernandez batted .310 with 22 RBI.

The Bruins quickly dispatched of Northern Iowa in Regional play and won their first four contests at the initial Women's College World Series to be played in Oklahoma City. For the third straight season, Fresno State stood in the way of UCLA and a national championship. Attempting to avenge their previous two losses, the Bulldogs won a 1-0 elimination game against the Bruins to force a winner-take-all final. UCLA jumped out to an early 1-0 lead with a first-inning run when Shanna Flynn scored on a wild pitch. Then in the third inning, a downpour caused the game to be suspended and resume the following afternoon. The Bruins came out the next day and immediately tacked on an insurance run in the bottom of the third when Kerry Dienelt drove in Michelle Montgomery. Compton took care of the rest, one-hitting the Bulldogs to finish off the three-peat. Dienelt, Fernandez, Flynn, Gutierrez and Longaker were named to the All-Tournament Team.

CHAMPIONSHIP GAME BOX SCORE

FRESNO STATE VS. UCLA

MAY 27-28, 1990 AT OKLAHOMA CITY, OKLA. (HALL OF FAME STADIUM)

FRESNO STATE 0

Player	AB	R	H	RBI
Julie Smith, 2b	3	0	0	0
Martha Noffsinger, ss	3	0	0	0
RaeAnn Pifferini, cf	3	0	0	0
Gina LoPiccolo, dp/3b	3	0	0	0
Kerri Donis, 1b	2	0	1	0
Dina Lopez, pr	0	0	0	0
Shelly Stokes, c	2	0	0	0
Carle Dever, 3b/p	2	0	0	0
Michelle Gardiner, rf	2	0	0	0
Shelly Morrison, lf	2	0	0	0
Terry Carpenter, p	0	0	0	0
Marcie Green, p	0	0	0	0
Totals	22	0	1	0

UCLA 2

Player	AB	R	H	RBI
Shanna Flynn, rf	2	1	1	0
Kerry Dienelt, 1b	3	0	2	1
Lisa Fernandez, 3b	3	0	0	0
Missy Phillips, 2b	3	0	0	0
Yvonne Gutierrez, cf	3	0	0	0
Kelly Inouye, dp	2	0	1	0
Erica Ziencina, c	3	0	0	0
Kristy Howard, ss	3	0	1	0
Michelle Montgomery, lf	1	1	1	0
Heather Compton, p	0	0	0	0
Totals	23	2	6	1

Score by Innings

	000	000	0	0	1	1
Fresno State						
UCLA	101	000	X	2	6	0

E - Smith

LOB - Bulldogs 1, Bruins 6

SH - Flynn

Fresno State	IP	H	R	ER	BB	SO	UCLA	IP	H	R	ER	BB	SO
Terry Carpenter	0.0	2	1	1	0	0	Heather Compton	7.0	1	0	0	0	5
Carle Dever	4.0	3	1	1	1	2							
Marcie Green	2.0	1	0	0	1	0							

Win - Compton (18-1), Loss - Carpenter (22-8)

WP - Dever

Start: 9:48 p.m. Time: 1:32 Attendance: 1,198

Note: Game suspended at 10:26 p.m. on May 27. Game was resumed at Noon on May 28.



HEATHER COMPTON



After Arizona spoiled UCLA's chances of four consecutive NCAA Championships in 1991, the Bruins exacted revenge the following year with a title-game victory against their Pac-10 rival. UCLA went 54-2 overall, but both losses came at the hands of Arizona, allowing the Wildcats to end the Bruins' run of four straight Pac-10 titles. UCLA started the season with 33 straight wins, crushing opponents by a 166-17 margin. Following their first loss to Arizona, the Bruins ran off another 14-game win streak, blanking foes in 10 of the victories. After falling in the regular-season finale against the Wildcats, UCLA finished the year with an undefeated postseason, including a title-game win over Arizona.

Junior Lisa Fernandez was masterful both in the circle and at the plate. She posted a nation-best ERA of 0.14 and was undefeated on the year at 29-0. The All-American and Honda Award winner was outstanding at the plate also, hitting .401 with 29 runs batted in. Not to be forgotten in the circle were junior hurlers DeeDee Weiman (11-1, 0.51 ERA) and Heather Compton (14-1, 0.67 ERA), who combined for 16 shutouts and 274 strikeouts. Senior All-American Yvonne Gutierrez was the powerful stick in the lineup, leading the club with a .406 average, 11 home runs and 58 RBI. Her 11 home runs tied for the NCAA lead. Fernandez and Gutierrez were joined on the All-American team by freshmen Joanne Alchin (.323 BA) and Kathi Evans (.363). As a team, the Bruins hit .304 and had five players bat above the .300 mark.

The Bruins skated past Utah in the Regional round and then blew away their first four opponents in the College World Series, winning by a combined score of 29-1 and recording two mercy-rule victories. In the championship game, it was a pitcher's duel between Fernandez and Arizona's Debby Day. The duo matched zeroes on the board until the bottom of the seventh inning. Gutierrez led off the frame with a single, moved over to second on a sacrifice by Jennifer Brundage and came home on Jenny Brewster's walk-off home run to left. Fernandez, who finished the year with 65 straight scoreless innings, was named to the All-Tournament Team along with Evans, Gutierrez and Kelly Inouye.

CHAMPIONSHIP GAME BOX SCORE

ARIZONA VS. UCLA

MAY 25, 1992 AT OKLAHOMA CITY, OKLA. (HALL OF FAME STADIUM)

ARIZONA 0

Player	AB	R	H	RBI
Amy Chellevoid, 1b	3	0	3	0
Jamie Heggen, cf	2	0	0	0
Laura Espinoza, ss	3	0	0	0
Jody Miller-Pruitt, c	2	0	0	0
Susie Parra, dp	2	0	1	0
Lisa Guise, rf	2	0	0	0
Debby Day, p	2	0	0	0
Stephanie Salcido, 2b	2	0	0	0
Stacy Redondo, lf	2	0	0	0
Susie Duarte, 3b/pr	1	0	0	0
Totals	21	0	4	0

UCLA 2

Player	AB	R	H	RBI
Kathi Evans, cf	3	0	2	0
Nichole Victoria, 2b	3	0	1	0
Lisa Fernandez, p	3	0	0	0
Yvonne Gutierrez, lf	3	1	1	0
Jennifer Brundage, dp	2	0	1	0
Jenny Brewster, rf	3	1	1	2
Kelly Inouye, c	2	0	0	0
Joanne Alchin, 3b	2	0	0	0
Kristy Howard, ss	1	0	0	0
DeeDee Weiman, 1b	0	0	0	0
Totals	22	2	6	2

Score by Innings	R	H	E
Arizona	000	000	0
UCLA	000	000	2

Note: 1 out when the game ended.

DP - Wildcats 1

LOB - Wildcats 2, Bruins 3

HR - Brewster

SH - Heggen, Brundage

CS - Chellevoid, Miller-Pruitt, Duarte, Howard

Arizona	IP	H	R	ER	BB	SO	UCLA	IP	H	R	ER	BB	SO
Debby Day	6.1	6	2	2	1	1	Lisa Fernandez	7.0	4	0	0	1	6

Win - Fernandez (29-0), Loss - Day (32-5)

Start: 1:00 p.m. Time: 1:37 Attendance: 2,501



JENNY BREWSTER

ROSTER

NO	PLAYER	POS	YR
2	Kelly Inouye	C	JR
3	Felicia Cruz	OF	FR
4	Kristy Howard	SS	JR
5	DeeDee Weiman	P/1B	JR
7	Joanne Alchin	C/UTIL	FR
8	Yvonne Gutierrez	OF	SR
9	Cindy Valero	C	FR
10	Heather Compton	P	JR
12	Janae Deffenbaugh	UTIL	SO
13	Jenny Brewster	UTIL	FR
16	Lisa Fernandez	P/3B	JR
17	Nichole Victoria	INF	SO
22	Kathi Evans	OF	FR
32	Jennifer Brundage	INF	FR

Head Coach: Sharron Backus

Co-Head Coach: Sue Enquist

Assistant Coach: Kirk Walker

Graduate Assistant Coach: Kerry Dienelt

POSTSEASON RESULTS

REGIONALS AT SUNSET FIELD

May 15	beat Utah, 1-0
May 16	beat Utah, 7-2 (10 inn.)

WCWS IN OKLAHOMA CITY, OKLA.

May 21	beat Massachusetts, 4-0
May 23	beat California, 10-0 (5 inn.)
May 24	beat Fresno State, 4-0
May 24	beat Massachusetts, 11-1 (5 inn.)
May 25	beat Arizona, 2-0

SEASON LEADERS

BATTING AVERAGE (MIN. 100 AB)

Yvonne Gutierrez	.406
Lisa Fernandez	.401
Kathi Evans	.363

RUNS SCORED

Lisa Fernandez	47
Kathi Evans	43

HITS

Lisa Fernandez	71
Kathi Evans/Yvonne Gutierrez	69

HOME RUNS

Yvonne Gutierrez	11
Jenny Brewster	3

RUNS BATTED IN

Yvonne Gutierrez	58
Jennifer Brundage/Lisa Fernandez	29

EARNED RUN AVERAGE (MIN. 100 IP)

Lisa Fernandez	0.14
Heather Compton	0.67

WINS

Lisa Fernandez	29-0
Heather Compton	14-1

INNINGS PITCHED

Lisa Fernandez	196.1
Heather Compton	114.1

STRIKEOUTS

Lisa Fernandez	220
DeeDee Weiman	138

ROSTER

NO	PLAYER	POS	YR
1	Casey Hiraiwa	UTIL	SO
2	Erin Rahn	OF	FR
3	Lupe Brambila	OF	SO
4	Marin Noack	C/1B	SO
5	Karen Hoshizaki	OF	SR
6	Jenny Gardner	3B	SO
7	Amanda Freed	P	FR
8	Lesley Feldman	UTIL	SR
9	Lyndsey Klein	UTIL	JR
10	Crissy Buck	SS	FR
12	Stephanie Swenson	P	SO
14	Erin Weiler	P	SR
18	Julie Adams	3B	JR
19	Carissa Millsap	C/UTIL	SR
22	Courtney Dale	P/OF	SO
32	Julie Marshall	C/INF	JR
33	Stacey Nueman	C/INF	SO
44	Christie Ambrosi	OF	JR

Head Coach: Sue Enquist

Assistant Coach: Kelly Inouye-Perez

Assistant Coach: Lisa Fernandez

POSTSEASON RESULTS

REGIONALS AT EASTON STADIUM

May 20	beat Alabama, 7-0
May 21	beat Creighton, 14-0
May 22	beat Minnesota, 5-0
May 23	beat Missouri, 12-5

WCWS IN OKLAHOMA CITY, OKLA.

May 27	beat DePaul, 3-2 (9 inn.)
May 28	beat Fresno State, 1-0
May 30	beat DePaul, 2-1 (8 inn.)
May 31	beat Washington, 3-2

SEASON LEADERS

BATTING AVERAGE (MIN. 100 AB)

Stacey Nueman	.446
Christie Ambrosi	.429
Julie Adams	.379

RUNS SCORED

Christie Ambrosi	65
Amanda Freed	50

HITS

Christie Ambrosi	103
Stacey Nueman	82

HOME RUNS

Stacey Nueman	31
Julie Marshall	19

RUNS BATTED IN

Stacey Nueman	91
Julie Marshall	67

EARNED RUN AVERAGE (MIN. 100 IP)

Amanda Freed	0.96
Courtney Dale	0.98

WINS

Courtney Dale	33-1
Amanda Freed	27-4

INNINGS PITCHED

Courtney Dale	221.1
Amanda Freed	211.2

STRIKEOUTS

Courtney Dale	218
Amanda Freed	187



The winningest team in UCLA softball history set school records for runs scored (429), home runs (95) and total bases (1042), as the Bruins claimed the school's ninth national championship. UCLA posted a 63-6 record, defeating all its non-conference opponents while winning its sixth Pac-10 title with a 22-6 mark. The Bruins won a school-record 35 games to start the season, averaging more than 6.5 runs per game.

Recording one of the best individual years in the history of the sport, sophomore Stacey Nueman shattered the UCLA single-season home run record and led the nation with 31 bombs and 91 runs batted in, also batting .446. Her 31 homers are the second-best, single-season total in NCAA history, while her 91 RBI are seventh-best. The national leaders didn't stop with Nueman though, as junior Christie Ambrosi was atop the NCAA with 103 hits, posting a .429 average and a team-leading 25 stolen bases. Seven different players hit over .300 for the Bruins, who batted .339 as a team. In the circle, sophomore Courtney Dale and freshman Amanda Freed combined for 60 of the team's 63 victories. Dale was 33-1 with a 0.98 ERA and 218 strikeouts, while Freed was 27-4 with a 0.96 ERA and 187 strikeouts. A school-record six players were named All-Americans. Ambrosi, Dale, Freed and Nueman were joined on the team by juniors Julie Adams and Julie Marshall.

The postseason was a clean sweep for the Bruins, going 4-0 in Regional play and 4-0 at the Women's College World Series. UCLA outscored its opponents 38-5 during Regionals, but things were considerably closer in the World Series, as all four contests were one-run games with two going extra innings. In the championship game against Washington, the Bruins jumped on the Huskies with two in the first and one in the second. Adams singled in a pair to put UCLA up 2-0 and Dale led off the second with a solo homer to make it a three-run game. Washington rallied and had the tying run on base in the final inning, but Freed retired the final batter to make the Bruins victorious. Adams was named Most Outstanding Player of the World Series and was joined on the All-Tournament Team by Ambrosi, Dale and Freed.



JULIE ADAMS

CHAMPIONSHIP GAME BOX SCORE

UCLA VS. WASHINGTON

MAY 31, 1999 AT OKLAHOMA CITY, OKLA. (HALL OF FAME STADIUM)

UCLA 3

Player	AB	R	H	RBI
Christie Ambrosi, cf	4	0	2	0
Amanda Freed, lf/p	4	1	2	0
Lyndsey Klein, 2b	4	1	0	0
Stacey Nueman, c	3	0	0	0
Julie Adams, 3b	3	0	2	2
Julie Marshall, 1b	3	0	0	0
Courtney Dale, p/dp	2	1	1	1
Crissy Buck, ss	3	0	0	0
Lupe Brambila, rf	3	0	1	0
Karen Hoshizaki, dp	0	0	0	0
Erin Rahn, lf	1	0	0	0

Totals 30 3 8 3

Score by Innings

	UCLA	210	000	0	R	H	E
Washington	010	000	1	2	5	0	0

WASHINGTON 2

Player	AB	R	H	RBI
Rosie Leutzinger, ss	2	0	0	0
Kelly Hauxhurst, lf	2	0	0	0
Kim DePaul, 3b	4	0	1	1
Becky Newbry, rf	4	0	1	0
Jennifer Spediacci, p/dp	1	1	0	0
Melissa Downs, 1b	3	0	1	0
Becky Simpson, pr	0	0	0	0
Erin Helgeland, cf	3	0	1	1
Christie Rosenblad, 2b	3	0	0	0
Shannon Walsh, dp	1	0	0	0
Jamie Graves, pr/dp	1	1	1	0
Jeanine Giordano, c	0	0	0	0

Totals 24 2 5 2

LOB - Bruins 6, Huskies 8

3B - Ambrosi

HR - Dale

HBP - Leutzinger, Walsh

SH - Hauxhurst 2

SB - Adams

UCLA	IP	H	R	ER	BB	SO	Washington	IP	H	R	ER	BB	SO
Courtney Dale	4.0	3	1	1	2	3	Jennifer Spediacci	6.0	7	3	3	0	6
Amanda Freed	3.0	2	1	1	1	2	Jamie Graves	1.0	1	0	0	0	0

Win - Dale (33-1), Loss - Spediacci (24-9), Save - Freed (3)

WP - Spediacci

HBP - by Dale (Leutzinger), by Dale (Walsh)

Start: 12:05 p.m. Time: 2:10 Attendance: 4,472



Behind one of the best pitching performances in College World Series championship game history, the Bruins won their 10th national title in 2003. Sporting a record of 54-7, UCLA had four first-team All-Americans in seniors Tairia Mims and Natasha Watley and juniors Keira Goerl and Claire Sua. On offense, five players hit above .300, led by Watley's .481 average. Leading the nation with 102 hits, Watley, who went on to win the Honda-Broderick Cup, added 10 home runs, 53 runs batted in and a team-best 35 stolen bases. Mims was the top power hitter with 22 homers and 70 RBI, hitting .449. Goerl led the nation in wins with 40, posting a 0.63 earned run average and 342 strikeouts.

After a perfect run through Regional play, UCLA went extra innings in its first College World Series game with California, but fell into the loser's bracket with a 7-3, 10-inning loss. Battling back, the Bruins beat Louisiana-Lafayette and Washington to advance to the semifinals against Texas. Needing to defeat the Longhorns twice to move on to the championship game, the Bruins shutout Texas 3-0 behind a two-hitter by Goerl. In the deciding matchup with Texas, the Bruins fell behind on an unearned run in the first and were down to their last out until a seventh-inning rally propelled them into the championship game. With two outs and Monique Mejia at second, Watley tied the game with a single and moved to second on the throw home. Caitlin Benyi completed the comeback with a single through the right side to win it 2-1. In the title game against California, Goerl didn't allow a hit through the first eight innings, but UCLA was also held in check on offense keeping the game scoreless. In the top of the ninth, Stephanie Ramos led off with a double and scored the go-ahead run on an RBI single by Toria Auelua. Still working on her no-hitter, Goerl retired the Golden Bears 1-2-3 in the ninth to send the Bruins to victory. Goerl was named Most Outstanding Player and her title game no-hitter was selected as one of the Top 25 Defining Moments in NCAA History during the NCAA's 100th anniversary in 2006. Mims and Watley also earned All-College World Series Tournament honors.

CHAMPIONSHIP GAME BOX SCORE

UCLA VS. CALIFORNIA

MAY 26, 2003 AT OKLAHOMA CITY, OKLA. (HALL OF FAME STADIUM)

UCLA 1					CALIFORNIA 0				
Player	AB	R	H	RBI	Player	AB	R	H	RBI
Natasha Watley, ss	5	0	2	0	Vicky Galindo, 3b	4	0	0	0
Caitlin Benyi, rf	2	0	1	0	Lindsay James, lf	4	0	0	0
Tairia Mims, 3b	2	0	0	0	Courtney Scott, c	3	0	0	0
Claire Sua, 1b	4	0	0	0	Veronica Nelson, 1b	0	0	0	0
Stephanie Ramos, cf	4	1	1	0	LeAnna Hoglen, pr	0	0	0	0
Emily Zaplatosch, c	3	0	0	0	Linzi Wescott, pr	0	0	0	0
Toria Auelua, dp	4	0	2	1	Mikella Pedretti, 1b	1	0	0	0
Amanda Simpson, pr	0	0	0	0	Haley Woods, dp	3	0	0	0
Julie Hoshizaki, pr	0	0	0	0	Kaleo Eldredge, cf	3	0	0	0
Monique Mejia, 2b	4	0	0	0	Chelsea Spencer, ss	3	0	0	0
Andrea Duran, lf	3	0	0	0	Jessica Pamanian, 2b	3	0	0	0
Keira Goerl, p	0	0	0	0	Kristen Morley, rf	3	0	0	0
					Kristen Bayless, rf	0	0	0	0
					Kelly Anderson, p	0	0	0	0
Totals	31	1	6	1	Totals	27	0	0	0

Score by Innings					R	H	E
UCLA	000	000	001		1	6	1
California	000	000	000		0	0	0

E - Goerl
LOB - Bruins 9, Golden Bears 5
2B - Ramos
3B - Watley
SH - Benyi, Zaplatosch, Woods

UCLA	IP	H	R	ER	BB	SO	California	IP	H	R	ER	BB	SO
Keira Goerl	9.0	0	0	0	4	4	Kelly Anderson	9.0	6	1	1	4	5

Win - Goerl (40-7), Loss - Anderson (23-12)
Start: 3:35 p.m. Time: 2:36 Attendance: 5,437



CLAIRE SUA

ROSTER

2	Andrea Duran	3B/OF	FR
3	Allison Chislock	1B/OF	SO
5	Alissa Eno	INF/OF	FR
9	Amanda Simpson	OF	JR
10	Erica Corley	OF	FR
11	Monique Mejia	2B/OF	SR
13	Julie Hoshizaki	2B/UTIL	JR
14	Keira Goerl	P	JR
19	Caitlin Benyi	INF/OF	FR
20	Claire Sua	1B/DP	JR
21	Tairia Mims	INF/C	SR
22	Nicole Sandberg	C	SO
23	Toria Auelua	3B/C	SR
24	Emily Zaplatosch	C/1B	FR
27	Natasha Watley	SS	SR
33	Michelle Turner	P/OF	FR
44	Stephanie Ramos	OF	JR

Head Coach: Sue Enquist

Assistant Coach: Kelly Inouye-Perez

Assistant Coach: Gina Vecchione

Assistant Coach: Lisa Fernandez

POSTSEASON RESULTS

REGIONALS IN FRESNO, CALIF.

May 15	beat Colgate, 8-0 (6 inn.)
May 16	beat Fresno State, 3-0
May 17	beat Michigan State, 6-2
May 18	beat Michigan State, 5-0

WCWS IN OKLAHOMA CITY, OKLA.

May 22	lost to California, 7-3 (10 inn.)
May 24	beat Louisiana-Lafayette, 5-1
May 24	beat Washington, 2-1
May 25	beat Texas, 3-0
May 25	beat Texas, 2-1
May 26	beat California, 1-0 (9 inn.)

SEASON LEADERS

BATTING AVERAGE (MIN. 100 AB)

Natasha Watley	.481
Tairia Mims	.449
Claire Sua	.322

RUNS SCORED

Natasha Watley	64
Tairia Mims	49

HITS

Natasha Watley	102
Tairia Mims	80

HOME RUNS

Tairia Mims	22
Claire Sua	17

RUNS BATTED IN

Tairia Mims	70
Natasha Watley	53

EARNED RUN AVERAGE (MIN. 100 IP)

Keira Goerl	0.63
Michelle Turner	0.83

WINS

Keira Goerl	40-7
Michelle Turner	14-0

INNINGS PITCHED

Keira Goerl	310.2
Michelle Turner	93.0

STRIKEOUTS

Keira Goerl	342
Michelle Turner	46

ROSTER

NO	PLAYER	POS	YR
2	Andrea Duran	3B/OF	SO
5	Alissa Eno	INF/OF	SO
7	Tara Henry	OF	FR
9	Amanda Simpson	OF	SR
10	Jaissa Creps	C	FR
11	Ashley Herrera	2B/UTIL	FR
12	Jodie Legaspi	SS/UTIL	FR
13	Julie Hoshizaki	2B/UTIL	SR
14	Keira Goerl	P	SR
17	Lisa Dodd	P/UTIL	FR
19	Caitlin Benyi	INF/OF	SO
20	Claire Sua	1B/DP	SR
21	Shana Stewart	C/OF	FR
22	Nicole Sandberg	C	JR
23	Whitney Holm	UTIL	FR
24	Emily Zaplatosch	C/1B	SO
32	Kristen Dedmon	1B/DP	FR
33	Michelle Turner	P/OF	SO
44	Stephanie Ramos	OF	SR

Head Coach: Sue Enquist

Assistant Coach: Kelly Inouye-Perez

Assistant Coach: Gina Vecchione

Assistant Coach: Lisa Fernandez

POSTSEASON RESULTS

REGIONALS AT EASTON STADIUM

May 20	beat Mississippi Valley St., 8-0 (5 inn.)
May 21	beat Louisville, 2-0
May 22	beat Alabama, 5-2 (9 inn.)
May 23	beat Alabama, 7-0

WCWS IN OKLAHOMA CITY, OKLA.

May 27	beat Stanford, 8-2
May 28	beat LSU, 2-0
May 30	beat Stanford, 3-1 (12 inn.)
May 31	beat California, 3-1

SEASON LEADERS

BATTING AVERAGE (MIN. 100 AB)

Caitlin Benyi	.379
Jodie Legaspi	.371
Stephanie Ramos	.356

RUNS SCORED

Caitlin Benyi	51
Andrea Duran/Stephanie Ramos	36

HITS

Caitlin Benyi	67
Stephanie Ramos	63

HOME RUNS

Caitlin Benyi	24
Stephanie Ramos	12

RUNS BATTED IN

Caitlin Benyi	43
Jodie Legaspi	35

EARNED RUN AVERAGE (MIN. 100 IP)

Lisa Dodd	0.79
Keira Goerl	1.02

WINS

Keira Goerl	31-7
Lisa Dodd	15-2

INNINGS PITCHED

Keira Goerl	267.0
Lisa Dodd	115.2

STRIKEOUTS

Keira Goerl	276
Lisa Dodd	76



The Bruins made it back-to-back NCAA titles in 2004, hoisting the school's 11th national championship trophy in softball. UCLA had a 47-9 record, winning its first 25 games and holding a 27-1 mark heading into league play. Despite struggling to a 12-8 record and a fourth-place finish in conference action, the Bruins turned it on at the end of the regular season, winning their final five contests. Adding in a perfect 8-0 record in the postseason, UCLA won its final 13 games.

Sophomore All-American Caitlin Benyi led the country with 24 home runs, adding 43 runs batted in and a .379 batting average. Freshman Jodie Legaspi was second on the team with a .371 average, seven homers and 35 runs batted in, while senior Stephanie Ramos hit .356 with 12 homers and 31 RBI. In the circle, All-American Keira Goerl closed her career with an outstanding senior season, going 31-7 with a 1.02 ERA and 276 strikeouts. Freshman Lisa Dodd recorded a team-low earned run average of 0.79 with a 15-2 record in 115 2/3 innings.

After going a perfect 4-0 and outscoring their opponents 22-2 during Regional play, the Bruins continued their offensive prowess with an 8-2 victory against Stanford in the opening game of the College World Series. After downing LSU, the Bruins were taken to extra innings by Stanford in an elimination game for the Cardinal. Tied 1-1 going into the top of the 12th, UCLA scored twice on RBI doubles by Dodd and Ramos to go ahead 3-1. Goerl finished off Stanford in the bottom of the inning to send the Bruins to the title game against California for the second straight year. The Golden Bears jumped out to an early lead with a first-inning run and maintained it until the Bruins rallied in the fifth. Claire Sua led off with a homer and the Bruins continued the rally, putting runners at third and second with two outs. Kristen Dedmon came off the bench and got a big pinch-hit single up the middle to plate both runners and put UCLA up 3-1. Goerl held Cal off the scoreboard for the rest of the game to send the Bruins to the repeat title. Benyi, Dodd, Goerl and Legaspi were named to the All-CWS Tournament Team.



STEPHANIE RAMOS

CHAMPIONSHIP GAME BOX SCORE

CALIFORNIA VS. UCLA

MAY 31, 2004 AT OKLAHOMA CITY, OKLA. (HALL OF FAME STADIUM)

CALIFORNIA 1

Player	AB	R	H	RBI
Vicky Galindo, 3b	3	0	0	0
Lindsay James, lf	3	1	1	0
Haley Woods, c	3	0	2	0
Jessica Vernaglia, pr	0	0	0	0
Kaleo Eldredge, cf	4	0	0	0
Jessica Pamanian, 2b	3	0	1	1
Chelsea Spencer, ss	3	0	1	0
Alex Sutton, rf	3	0	1	0
Roni Rodrigues, 1b	3	0	1	0
Gwen Arafiles, dp	2	0	0	0
Kelly Anderson, p	0	0	0	0
Kristina Thorson, p	0	0	0	0
Totals	27	1	7	1

UCLA 3

Player	AB	R	H	RBI
Caitlin Benyi, 2b	3	0	0	0
Andrea Duran, 3b	3	0	0	0
Lisa Dodd, rf	3	0	0	0
Claire Sua, 1b	3	1	1	1
Stephanie Ramos, cf	1	0	0	0
Amanda Simpson, pr	0	1	0	0
Jodie Legaspi, ss	1	0	0	0
Tara Henry, pr	0	1	0	0
Emily Zaplatosch, c	1	0	0	0
Michelle Turner, dp	2	0	0	0
Julie Hoshizaki, lf	1	0	0	0
Kristen Dedmon, ph	1	0	1	2
Keira Goerl, p	0	0	0	0
Totals	19	3	2	3

Score by Innings

	1	2	3	4	5	6	7	8	9	R	H	E
California	0	0	0	0	0	0	0	0	0	1	7	0
UCLA	0	0	0	3	0	0	0	0	0	3	2	0

LOB - Golden Bears 9, Bruins 1

HR - Sua

HBP - Ramos

SH - Arafiles, Zaplatosch

California	IP	H	R	ER	BB	SO	UCLA	IP	H	R	ER	BB	SO
Kelly Anderson	5.0	1	3	3	1	5	Keira Goerl	7.0	7	1	1	3	4
Kristina Thorson	1.0	1	0	0	0	1							

Win - Goerl (31-7), Loss - Anderson (25-9)

HBP - by Anderson (Ramos)

Start: 7:00 p.m. Time: 2:01 Attendance: 5,735

ROSTER

NO	PLAYER	POS	YR
3	GiOnna DiSalvatore	UTIL	JR
4	Marti Reed	UTIL	SO
5	Donna Kerr	P	JR
7	Samantha Camuso	UTIL	SO
8	Andrea Harrison	OF	SO
9	Kaila Shull	C/OF	SR
11	Whitney Baker	P	JR
13	Destiny Rodino	P	FR
14	Julie Burney	INF	SR
17	Charlotte Dolan	C/1B	FR
18	Monica Harrison	INF	JR
19	B.B. Bates	OF	FR
20	Brooke Finley	C	SO
21	Grace Murray	UTIL	JR
23	Amy Crawford	UTIL	JR
24	Aleah Macon	P	SO
29	Katie Schroeder	OF	JR
31	Megan Langenfeld	P/1B	SR
42	Devon Lindvall	OF	FR
44	Dani Yudin	C/UTIL	SO

Head Coach: Kelly Inouye-Perez

Assistant Coach: Lisa Fernandez

Assistant Coach: Gina Vecchione

Volunteer Coach: Natasha Watley

POSTSEASON RESULTS

REGIONALS AT EASTON STADIUM

May 21	beat Saint Mary's, 11-4
May 22	beat San Diego State, 4-3
May 23	beat Fresno State, 7-2

SUPER REGIONALS AT EASTON STADIUM

May 29	beat Louisiana-Lafayette, 10-2 (5)
May 30	beat Louisiana-Lafayette, 10-1 (5)

WCWS IN OKLAHOMA CITY, OKLA.

June 3	beat Florida, 16-3 (6)
June 4	beat Hawai'i, 5-2
June 6	beat Georgia, 5-2
June 7	beat Arizona, 6-5 (8)
June 8	beat Arizona, 15-9



After a six-year drought, the Bruins were back on top of the softball mountain in 2010, claiming the program's 11th NCAA Championship and 12th National Title. UCLA set school, single-season records in home runs (108), slugging percentage (.602), on base percentage (.432) and walks (244).

The postseason began at home with a perfect 3-0 weekend during the Regional round, as the fifth-seeded Bruins defeated Saint Mary's (11-4), San Diego State (4-3) and Fresno State (7-2). After hitting 11 home runs in the three-game Regional, the Bruins blasted three in each of the Super Regional contests against Louisiana-Lafayette, winning 10-2 and 10-1. The pair of mercy-rule wins gave the Bruins 20, which set a school record.

In the Women's College World Series opener against Florida, the game was tied at three after two innings when UCLA scored 13 unanswered to mercy rule the Gators 16-3. The 16 runs were the most ever for UCLA in a postseason contest. The Bruins broke the school record for home runs the next evening against Hawai'i in a 5-2 win with three more bombs. A two-run shot and a three-run jack against Georgia accounted for the only five runs the Bruins needed in a 5-2 win to put the Bruins in the Championship Series against Arizona.

Game one of the Finals was an instant classic. After a two-out double in the bottom of the sixth by Monica Harrison gave the Bruins a 4-2 lead, the Wildcats rallied with three in the top of the seventh to go ahead 5-4. But with the help of a two-out Arizona miscue in the bottom of the seventh, UCLA scored the game-tying run on a Kaila Shull double to send the game into extra innings. The Wildcats left the bases loaded in the top of the eighth and the Bruins would take advantage in the bottom half, as Megan Langenfeld hit a 1-0 pitch over the center-field fence with two outs to give UCLA a thrilling 6-5 victory.

The next evening, Langenfeld and Andrea Harrison hit their WCWS-record fourth homers, as the Bruins routed Arizona 15-9 to finish off the championship run. Harrison also set a new WCWS mark with 11 runs batted in, while the Bruins' 14 homers were also a World Series record.

Langenfeld was named the WCWS' Most Outstanding Player, while Andrea Harrison and Samantha Camuso, who hit eight homers in the postseason, were also named to the All-Tournament Team. Along with their 108 home runs, the Bruins also set school, single-season records in slugging percentage (.602), on base percentage (.432) and walks (244).

WOMEN'S COLLEGE WORLD SERIES FINALS GAME 1 - ARIZONA VS. UCLA
JUNE 7, 2010 AT OKLAHOMA CITY, OKLA. (HALL OF FAME STADIUM)

ARIZONA 5 (52-13)

Player	AB	R	H	RBI	BB	SO
Brittany Lastrapes, lf	5	0	2	0	0	1
Lauren Schutlzler, cf	2	2	0	0	3	1
K'Lee Arredondo, ss	4	2	3	2	1	0
Stacie Chambers, c	3	1	2	2	2	1
Becca Tikey, pr	0	0	0	0	0	0
Brigette Del Ponte, 3b	4	0	1	1	0	1
Lini Korja, dp/1b	4	0	1	0	0	1
Kristen Arriola, 2b	3	0	0	0	0	0
Baillie Kirker, 1b	2	0	0	0	0	2
Matte Haack, ph/dp	2	0	0	0	0	1
Karissa Buchanan, rf	4	0	2	0	0	0
Kenzie Fowler, p	0	0	0	0	0	0

Totals 33 5 11 5 6 8

Score by Innings	123	456	78	R	H	E
Arizona	100	010	30	5	11	0
UCLA	101	002	11	6	12	0

Note: 2 outs, 0 runners LOB when the game ended. LOB - Wildcats 11, Bruins 10.

2B - DiSalvatore (18), M.Harrison (14), A.Harrison (15), Yudin (7), Shull (6). HR - Arredondo (8), Chambers (19), Langenfeld 2 (19). SH - Arriola (7). SB - Schutlzler (13), Del Ponte (3).

Arizona	IP	H	R	ER	BB	SO	UCLA	IP	H	R	ER	BB	SO
Kenzie Fowler	7.2	12	6	6	4	12	Megan Langenfeld	6.0	9	5	5	5	5
							Aleah Macon	2.0	2	0	0	1	3

Win - Macon (12-1). Loss - Fowler (38-8). WP - Fowler (9).

Start: 7:07 p.m. Time: 3:32 Attendance: 6,511

Langenfeld faced 3 batters in the 7th.

WOMEN'S COLLEGE WORLD SERIES FINALS GAME 2 - UCLA VS. ARIZONA
JUNE 8, 2010 AT OKLAHOMA CITY, OKLA. (HALL OF FAME STADIUM)

UCLA 15 (50-11)

Player	AB	R	H	RBI	BB	SO
GiOnna DiSalvatore, 2b	6	2	2	1	0	0
Monica Harrison, ss	6	2	3	2	0	0
Megan Langenfeld, 1b/dp	3	2	2	2	2	0
Grace Murray, pr	0	1	0	0	0	0
Andrea Harrison, lf	5	1	1	4	1	1
Samantha Camuso, rf	4	2	2	1	1	2
Devon Lindvall, cf	0	0	0	0	0	0
Dani Yudin, dp/1b	3	1	1	0	2	0
Julie Burney, 3b	5	2	3	3	0	1
Kaila Shull, c	4	1	3	1	1	0
B.B. Bates, cf/rf	4	1	2	0	0	1
Aleah Macon, p	0	0	0	0	0	0
Donna Kerr, p	0	0	0	0	0	0

Totals 40 15 19 14 7 5

Score by Innings	123	456	7	R	H	E
UCLA	240	171	0	15	19	0
Arizona	010	322	1	9	10	1

ARIZONA 9 (52-14)

Player	AB	R	H	RBI	BB	SO
Brittany Lastrapes, lf	5	0	2	1	0	0
Lauren Schutlzler, cf	5	0	0	0	0	4
K'Lee Arredondo, ss	2	2	1	0	1	1
Becca Tikey, pr	0	1	0	0	0	0
Stacie Chambers, c	3	3	2	4	1	1
Brigette Del Ponte, 3b	3	1	1	0	1	1
Lini Korja, 1b	3	1	1	2	0	1
Kristen Arriola, 2b	3	0	2	2	1	1
Matte Haack, dp	2	0	0	0	0	2
Victoria Kemp, ph/dp	0	1	0	0	1	0
Karissa Buchanan, rf	4	0	1	0	0	0
Kenzie Fowler, p	0	0	0	0	0	0
Sarah Akamine, p	0	0	0	0	0	0
Ashley Ralston-Alvarez, p	0	0	0	0	0	0

Totals 30 9 10 9 5 11

E - Arriola (8). DP - Bruins 1. LOB - Bruins 13, Wildcats 8. 2B - DiSalvatore (19), M.Harrison (15), Shull (7). HR - Langenfeld (20), A.Harrison (17), Camuso (16), Burney (18), Chambers 2 (21), Korja (17). HBP - Langenfeld, Bates, Arredondo, Korja, Kemp.

UCLA	IP	H	R	ER	BB	SO	Arizona	IP	H	R	ER	BB	SO
Aleah Macon	4.1	6	6	6	3	7	Kenzie Fowler	1.0	2	3	3	3	0
Donna Kerr	2.2	4	3	3	2	4	Sarah Akamine	4.0	15	11	11	3	3
							A.Ralston-Alvarez	2.0	2	1	1	1	2

Win - Macon (13-1). Loss - Fowler (38-9). WP - Macon (2), Kerr (4), Akamine (13), Ralston-Alvarez (1). HBP - by Fowler (Bates), by Akamine (Langenfeld), by Macon (Arredondo), by Macon (Korja), by Kerr (Kemp). IP - Akamine 2 (6).

Start: 7:08 p.m. Time: 3:16 Attendance: 6,092

Fowler faced 1 batter in the 2nd.

1982 - NCAA FINISH (1st)

REGIONALS AT MAYFAIR PARK

May 14/15 beat Wyoming, 4-0 and 5-0

WCWS IN OMAHA, NEB.

May 27 beat Oklahoma State, 2-1
May 29 beat Western Michigan, 1-0
May 29 beat Arizona State, 1-0
May 30 beat Cal State Fullerton, 1-0
May 31 beat Fresno State, 2-0

1983 - NCAA FINISH (3rd)

REGIONALS IN KINGSTON, R.I.

May 13/14 beat Rhode Island, 1-0 and 1-0

WCWS IN OMAHA, NEB.

May 26 beat Missouri, 1-0
May 26 beat Louisiana Tech, 8-0
May 28 lost to Cal State Fullerton, 6-1
May 28 beat South Carolina, 2-1
May 29 lost to Texas A&M, 1-0

1984 - NCAA FINISH (1st)

REGIONALS AT MAYFAIR PARK

May 17/18 beat Arizona State, 1-0 and 3-0

WCWS IN OMAHA, NEB.

May 23 beat Utah State, 6-0
May 26 beat Northwestern, 1-0 (9 inn.)
May 28 lost to Texas A&M, 2-0
May 28 beat Nebraska, 1-0
May 29 beat Texas A&M, 1-0 and 1-0 (13 inn.)

1985 - NCAA FINISH (1st)

REGIONALS IN SANTA MARIA, CALIF.

May 16 lost to Pacific, 3-1
May 17 beat Pacific, 3-0 and 2-0

WCWS IN OMAHA, NEB.

May 22 beat Utah, 1-0
May 24 lost to Cal State Fullerton, 2-0
May 25 beat Northwestern, 1-0
May 25 beat Nebraska, 3-0
May 26 beat Cal State Fullerton, 1-0
May 26 beat Nebraska, 2-1 (9 inn.)

1987 - NCAA FINISH (2nd)

REGIONALS AT SUNSET FIELD

May 15/16 beat Long Beach St., 1-0 and 2-0

WCWS IN OMAHA, NEB.

May 20 beat Arizona State, 1-0 (9 inn.)
May 22 beat Nebraska, 3-0
May 23 beat Texas A&M, 1-0
May 23 beat Cal State Fullerton, 1-0
May 24 lost to Texas A&M, 1-0 and 4-1

1988 - NCAA FINISH (1st)

REGIONALS AT SUNSET FIELD

May 20/21 beat CS Fullerton, 3-0 and 2-0

WCWS IN SUNNYVALE, CALIF.

May 25 beat Northern Illinois, 1-0
May 27 beat Fresno State, 6-1
May 28 beat Arizona, 5-0
May 28 beat Cal Poly Pomona, 4-1
May 29 lost to Fresno State, 2-1
May 29 beat Fresno State, 3-0

1989 - NCAA FINISH (1st)

REGIONALS AT SUNSET FIELD

May 19/20 beat Long Beach St., 5-1 and 3-0

WCWS IN SUNNYVALE, CALIF.

May 24 beat South Carolina, 3-0
May 26 beat Cal Poly Pomona, 9-0
May 27 beat Oklahoma State, 2-1
May 27 beat Arizona, 3-0
May 28 beat Fresno State, 1-0

1990 - NCAA FINISH (1st)

REGIONALS AT SUNSET FIELD

May 18/19 beat Northern Iowa, 2-0 and 4-0

WCWS IN OKLAHOMA CITY, OKLA.

May 23 beat Kent State, 4-0
May 25 beat Long Beach State, 6-0
May 26 beat Oklahoma State, 2-1
May 27 beat Florida State, 3-0
May 27 lost to Fresno State, 1-0
May 28 beat Fresno State, 2-0

1991 - NCAA FINISH (2nd)

REGIONALS AT SUNSET FIELD

May 17/18 beat Central Michigan, 4-0 and 5-0

WCWS IN OKLAHOMA CITY, OKLA.

May 23 beat Florida State, 1-0
May 24 lost to Arizona, 1-0 (9 inn.)
May 25 beat Missouri, 5-0
May 25 beat Long Beach State, 1-0 (11 inn.)
May 26 beat Fresno State, 5-1 (13 inn.)
May 26 lost to Arizona, 5-1

1992 - NCAA FINISH (1st)

REGIONALS AT SUNSET FIELD

May 15/16 beat Utah, 1-0 and 7-2 (10 inn.)

WCWS IN OKLAHOMA CITY, OKLA.

May 21 beat Massachusetts, 4-0
May 23 beat California, 10-0 (5 inn.)
May 24 beat Fresno State, 4-0
May 24 beat Massachusetts, 11-1 (5 inn.)
May 25 beat Arizona, 2-0

1993 - NCAA FINISH (2nd)

REGIONALS AT SUNSET FIELD

May 21/22 beat CS Fullerton, 2-1 (9) and 1-0

WCWS IN OKLAHOMA CITY, OKLA.

May 27 beat Connecticut, 3-0
May 29 lost to Oklahoma State, 1-0 (13 inn.)
May 29 beat Cal State Northridge, 2-0
May 30 beat Oklahoma State, 5-0
May 31 beat Louisiana-Lafayette, 1-0
May 31 lost to Arizona, 1-0

1994 - NCAA FINISH (4th)

REGIONALS IN COLUMBIA, S.C.

May 20 beat Georgia State, 2-1
May 21 lost to UNLV, 1-0 (9 inn.)
May 21 beat South Carolina, 3-1
May 22 beat UNLV, 2-1 (8 inn.) and 3-2

WCWS IN OKLAHOMA CITY, OKLA.

May 26 lost to Fresno State, 1-0
May 28 beat Illinois-Chicago, 9-0 (5 inn.)
May 28 beat Utah, 11-1
May 29 lost to Arizona, 5-2

1996 - NCAA FINISH (T-3rd)

REGIONALS IN FULLERTON, CALIF.

May 17 lost to Cal State Fullerton, 5-1
May 18 beat Missouri State, 8-2
May 18 beat Cal State Northridge, 7-5
May 19 beat CS Fullerton, 14-1 (5) and 7-2

WCWS IN OKLAHOMA CITY, OKLA.

May 23 beat Michigan, 2-0
May 24 lost to Arizona, 4-0
May 25 beat Louisiana-Lafayette, 3-2
May 26 lost to Washington, 8-2

1997 - NCAA FINISH (2nd)

REGIONALS IN LAFAYETTE, LA.

May 16 beat Nicholls State, 3-0
May 17 lost to Louisiana-Lafayette, 4-1
May 17 beat Louisiana-Monroe, 3-0
May 18 beat UL-Lafayette, 9-0 (5 inn.) and 3-0

WCWS IN OKLAHOMA CITY, OKLA.

May 22 beat Fresno State, 2-0 (8 inn.)
May 23 lost to Arizona, 2-0 (14 inn.)
May 24 beat Michigan, 7-3
May 25 beat Washington, 4-3 and 1-0
May 26 lost to Arizona, 10-2 (5 inn.)

1999 - NCAA FINISH (1st)

REGIONALS AT EASTON STADIUM

May 20 beat Alabama, 7-0
May 21 beat Creighton, 14-0
May 22 beat Minnesota, 5-0
May 23 beat Missouri, 12-5
May 27 beat DePaul, 3-2 (9 inn.)
May 28 beat Fresno State, 1-0
May 30 beat DePaul, 2-1 (8 inn.)
May 31 beat Washington, 3-2

2000 - NCAA FINISH (2nd)

REGIONALS AT EASTON STADIUM

May 18 beat Canisius, 8-0 (5 inn.)
May 19 beat Long Beach State, 10-4
May 20/21 beat Florida State, 6-1 and 7-1
May 25 beat Alabama, 4-1
May 26 beat Washington, 3-2
May 28 beat Southern Mississippi, 6-0
May 29 lost to Oklahoma, 3-1

2001 - NCAA FINISH (2nd)

REGIONALS AT EASTON STADIUM

May 17 beat Coastal Carolina, 8-0 (5 inn.)
May 18 beat Cal State Northridge, 9-0
May 19/20 beat San Diego St., 3-1 & 11-0 (5)
May 25 beat Iowa, 2-0
May 25 beat Stanford, 5-0
May 27 beat LSU, 6-0
May 28 lost to Oklahoma, 3-1

2002 - NCAA FINISH (T-5th)

REGIONALS IN COLUMBIA, S.C.

May 16 beat Liberty, 3-0
May 17 beat Eastern Kentucky, 10-0 (5 inn.)
May 18 beat Georgia, 2-1 (8 inn.)
May 19 lost to South Carolina, 2-1
May 19 beat South Carolina, 1-0
May 23 lost to Florida State, 2-1 (9 inn.)
May 25 beat Oklahoma, 2-0
May 25 lost to Arizona State, 2-1

2003 - NCAA FINISH (1st)

REGIONALS IN FRESNO, CALIF.

May 15 beat Colgate, 8-0 (6 inn.)
May 16 beat Fresno State, 3-0
May 17/18 beat Michigan State, 6-2 and 5-0
May 22 lost to California, 7-3 (10 inn.)
May 24 beat Louisiana-Lafayette, 5-1
May 24 beat Washington, 2-1
May 25 beat Texas, 3-0 and 2-1
May 26 beat California, 1-0 (9 inn.)

2004 - NCAA FINISH (1st)

REGIONALS AT EASTON STADIUM

May 20 beat Mississippi Valley St., 8-0 (5 inn.)
May 21 beat Louisville, 2-0
May 22/23 beat Alabama, 5-2 (9 inn.) and 7-0
May 27 beat Stanford, 8-2
May 28 beat LSU, 2-0
May 30 beat Stanford, 3-1 (12 inn.)
May 31 beat California, 3-1

2005 - NCAA FINISH (2nd)

REGIONALS AT EASTON STADIUM

May 20 beat Loyola Marymount, 6-1
May 21 lost to Cal State Fullerton, 2-1 (11 inn.)
May 21 beat UNLV, 4-1
May 22 beat Cal State Fullerton, 6-0 and 3-1

SUPER REGIONALS AT EASTON STADIUM

May 27 lost to Georgia, 4-1
May 28 beat Georgia, 5-4 and 3-2
June 2 beat California, 2-1
June 3 beat Tennessee, 3-1
June 5 beat Texas, 3-0
June 6 beat Michigan, 5-0
June 7/8 lost to Michigan, 5-2 and 4-1 (10)

2006 - NCAA FINISH (4th)

REGIONALS AT EASTON STADIUM

May 19 beat Missouri State, 11-2 (6 inn.)
May 20 beat Long Beach State, 5-0
May 21 beat San Diego State, 7-0
May 27/28 beat South Florida, 2-0 and 3-1
June 1 lost to Tennessee, 4-3
June 3 beat Alabama, 4-1
June 3 beat Texas, 2-0
June 4 lost to Northwestern, 3-1 (8 inn.)

2007

REGIONALS AT EASTON STADIUM

May 18 beat Loyola Marymount, 6-3
May 19 lost to Hawai'i, 3-1 (8 inn.)
May 19 lost to Loyola Marymount, 4-2

2008 - NCAA FINISH (T-5th)

REGIONALS AT EASTON STADIUM

May 16 beat Cal State Fullerton, 8-3
May 17/18 beat Nevada, 6-4 (9 inn.) and 4-3
May 24/25 beat Georgia, 6-1 and 6-0
May 29 beat Arizona, 1-0
May 30 lost to Arizona State, 4-0
May 31 lost to Florida, 2-0

2009 - NCAA FINISH (T-9th)

REGIONALS AT EASTON STADIUM

May 15 beat Long Beach State, 4-2
May 16/17 beat Fresno State, 4-2 and 9-5
May 23 lost to Missouri, 2-1
May 24 beat Missouri, 5-2
May 24 lost to Missouri, 9-1 (5 inn.)

2010 - NCAA FINISH (1st)

REGIONALS AT EASTON STADIUM

May 21 beat Saint Mary's, 11-4
May 22 beat San Diego State, 4-3
May 23 beat Fresno State, 7-2
May 29/30 beat UL-Lafayette, 10-2 (5) & 10-1 (5)
June 3 beat Florida, 16-3 (6)
June 4 beat Hawai'i, 5-2
June 6 beat Georgia, 5-2
June 7/8 beat Arizona, 6-5 (8 inn.) and 15-9

2011

REGIONALS IN GAINESVILLE, FLA.

May 20 beat Jacksonville, 2-0
May 21 lost to Florida, 4-2
May 21 beat Jacksonville, 12-4
May 22 beat Florida, 3-2
May 22 lost to Florida, 11-3 (5 inn.)

YEAR	COACH(ES)	OVERALL RECORD	PCT.	CONFERENCE RECORD	PCT.	FINISH	HOME RECORD	AWAY RECORD	NEUTRAL RECORD	POST SEASON	NAT'L FINISH
1975	Sharron Backus	14-6	.700	9-0	1.000	1st	5-1	5-1	4-4	-	-
1976	Sharron Backus	13-4	.765	9-1	.900	1st	7-0	6-2	0-2	-	-
1977	Sharron Backus	17-10	.630	-	-	-	7-1	6-7	4-2	4-2	-
1978	Sharron Backus	31-3	.912	-	-	-	-	-	-	9-1	1st
1979	Sharron Backus	24-9	.727	-	-	-	-	-	-	7-4	2nd
1980	Sharron Backus	24-13	.649	11-5	.688	2nd	16-7	8-4	0-2	0-2	-
1981	Sharron Backus	38-10	.792	10-5	.667	2nd	13-4	15-3	10-3	7-4	3rd
1982	Sharron Backus	33-7-2	.810	15-4-1	.775	2nd	19-5-1	9-2-1	5-0	7-0	1st
1983	Sharron Backus	40-7	.851	17-3	.850	1st	17-1	17-3	6-3	5-2	3rd
1984	Sharron Backus	45-6-1	.875	7-3	.700	1st	25-3	10-1-1	10-2	7-1	1st
1985	Sharron Backus	41-9	.820	9-3	.750	2nd	14-1	12-6	15-2	7-2	1st
1986	Sharron Backus	28-15	.651	10-2	.833	1st	12-7	13-6	3-2	-	-
1987	Sharron Backus	50-10	.833	7-3	.700	2nd	27-3	11-4	12-3	6-2	2nd
1988	Sharron Backus	53-8	.869	15-3	.833	1st	24-4	17-3	12-1	7-1	1st
1989	Backus/Enquist	48-4	.923	18-2	.900	1st	23-1	18-3	7-0	7-0	1st
1990	Backus/Enquist	62-7	.899	16-2	.889	1st	23-1	17-3	22-3	7-1	1st
1991	Backus/Enquist	56-7	.889	16-4	.800	1st	21-0	15-4	20-3	6-2	2nd
1992	Backus/Enquist	54-2	.964	14-2	.875	2nd	17-1	11-1	26-0	7-0	1st
1993	Backus/Enquist	50-5	.909	25-1	.962	1st	23-1	16-2	11-2	6-2	2nd
1994	Backus/Enquist	43-14	.754	16-6	.727	2nd	15-3	13-6	15-5	6-3	4th
1995	Backus/Enquist	43-6	.878	23-4	.852	2nd	23-2	13-4	7-0	-	-
1996	Backus/Enquist	47-11	.810	20-7	.741	3rd	17-5	19-4	11-2	6-3	T-3rd
1997	Sue Enquist	49-14	.778	21-7	.750	2nd	14-4	18-8	17-2	8-3	2nd
1998	Sue Enquist	18-27	.400	8-18	.308	7th	7-8	8-13	3-6	-	-
1999	Sue Enquist	63-6	.913	22-6	.786	1st	25-3	16-3	22-0	8-0	1st
2000	Sue Enquist	46-12-1	.788	14-7	.667	3rd	14-4	10-4	22-4-1	7-1	2nd
2001	Sue Enquist	62-6	.912	16-5	.762	2nd	23-2	19-3	20-1	7-1	2nd
2002	Sue Enquist	55-9	.859	18-3	.857	1st	25-1	10-5	20-3	5-3	T-5th
2003	Sue Enquist	54-7	.885	17-4	.810	2nd	17-3	17-2	20-2	9-1	1st
2004	Sue Enquist	47-9	.839	12-8	.600	4th	15-3	7-5	25-1	8-0	1st
2005	Sue Enquist	40-20	.667	11-10	.524	5th	19-9	8-5	13-6	10-4	2nd
2006	Sue Enquist	50-9	.847	15-5	.750	1st	24-4	9-3	17-2	7-2	4th
2007	Kelly Inouye-Perez	37-18	.673	12-9	.571	T-3rd	14-9	10-4	13-5	1-2	-
2008	Kelly Inouye-Perez	51-9	.850	17-4	.810	2nd	21-3	12-3	18-3	6-2	T-5th
2009	Kelly Inouye-Perez	45-11	.804	16-5	.762	1st	19-6	11-3	15-2	4-2	T-9th
2010	Kelly Inouye-Perez	50-11	.820	14-7	.667	2nd	20-4	17-4	13-3	10-0	1st
2011	Kelly Inouye-Perez	36-19	.655	9-12	.429	T-6th	16-5	5-9	15-5	3-2	-
TOTALS		1557-360-4	.812	489-170-1	.742	14 TITLES	621-119-1 (.839)	428-143-2 (.749)	453-86-1 (.840)	204-55 (.788)	12 TITLES

ASSISTANT COACHING HISTORY

Sue Enquist	1980-1988
Record: 352-85-3 (.803)	
Kirk Walker	1990-1994
Record: 265-35 (.883)	
Kelly Inouye-Perez	1994-2006
Record: 617-150-1 (.804)	
Lisa Fernandez	1997-2004, 2007-present
Record: 613-158-1 (.795)	
Gina Vecchione	2000-present
Record: 573-140-1 (.803)	
GiOnna DiSalvatore (volunteer)	2011-present
Kerry Dienelt (graduate)	1992
Andrea Duran (volunteer)	2011
Yvonne Gutierrez (volunteer)	1995
Jennifer Brundage (volunteer)	1998
Courtney Dale (volunteer)	2005
Natasha Watley (volunteer)	2006-2010

NATIONAL AFFILIATION HISTORY

Assoc. of Intercollegiate Athletics for Women	
(AIAW)	1975-81 (Record: 161-55, .745)
National Collegiate Athletic Association (NCAA)	
1982-present	(Record: 1396-305-4, .820)

POSTSEASON RECORDS

AIAW	27-13 (.675)
NCAA	177-42 (.808)
Regionals	78-10 (.886)
Super Regionals	9-3 (.750)
College World Series	90-29 (.756)

CONFERENCE AFFILIATION HISTORY

Southern Calif. Women's Intercollegiate Athletic	
Conf. (SCWIAAC)	1975-76 (Record: 18-1, .947)
Western Collegiate Athletic Association (WCAA)	
1980-85 (Record: 69-23-1, .747)	
PacWest Conference	1986 (Record: 10-2, .833)
Pac-10/Pac-12 Conference	
1987-present (Record: 392-144, .731)	



SHARRON BACKUS
1975-1996

Career: 854-173-3 (22 years)
As Head Coach: 451-117-3 (14)
As Co-Head Coach: 403-56 (8)
8 National Titles
10 Conference Titles



SUE ENQUIST
1989-2006

Career: 887-175-1 (18 years)
As Head Coach: 484-119-1 (10)
As Co-Head Coach: 403-56 (8)
6 National Titles
7 Conference Titles



KELLY INOUE-PEREZ
2007-PRESENT

Career: 219-68 (5 years)
As Assistant Coach: 617-150-1
(13 years, .804 winning pct.)
4 National Titles
4 Conference Titles

COACHING AND TEAM WIN MILESTONES

Win #	Backus	Enquist	Inouye-Perez
1	4/9/75 (CSDH)	2/2/89 (SMC)	2/9/07 (SYR)
100	3/8/80 (UNLV)	5/3/90 (ASU)	2/22/09 (MARY)
200	3/7/83 (CREI)	4/7/92 (ARIZ)	3/11/11 (SAC)
300	4/9/85 (LBSU)	4/16/94 (WASH)	
400	2/12/88 (UCSB)	5/19/96 (CSUF)	
500	2/3/90 (USIU)	3/27/99 (CAL)	
600	4/13/91 (SAC)	2/26/01 (TXST)	
700	4/13/93 (LBSU)	2/5/03 (UCR)	
800	4/26/95 (CSUN)	2/2/05 (UCR)	
Last	5/25/96 (ULL)	6/3/06 (TEX)	

Win Number	Date, Opponent, Score
1	4/9/75 vs. Cal State Dominguez Hills (15-0)
100	3/8/80 vs. UNLV (4-0)
200	3/7/83 vs. Creighton (1-0, 11 inn.)
300	4/9/85 vs. Long Beach State (1-0)
400	2/12/88 at UC Santa Barbara (5-0, 3 inn.)
500	2/3/90 vs. U.S. International (2-0, 8 inn.)
600	4/13/91 at Sacramento State (5-1)
700	4/13/93 vs. Long Beach State (1-0)
800	4/26/95 vs. Cal State Northridge (2-0)
900	5/22/97 vs. Fresno State (2-0, 8 inn.)
1000	2/24/00 vs. Cal State Northridge (1-0)
1100	2/10/02 vs. Utah State (9-0, 6 inn.)
1200	5/25/03 vs. Texas (2-1)
1300	2/25/06 vs. Texas A&M (5-0)
1400	3/9/08 vs. Long Beach State (1-0, 8 inn.)
1500	4/17/10 at Oregon State (4-2)

1975 (14-6, 9-0 SCWAC - 1st)

Head Coach: Sharron Backus

4/9 CS Dominguez Hills	W	15-0
4/12 Golden West College	L	0-4
4/12 Golden West College	W	5-1
4/17 La Verne	W	18-3
4/17 Cal Poly	L	4-9
4/18 Chapman	W	8-0
4/18 Cal Poly Pomona	L	0-7
4/19 UC Santa Barbara	W	17-3
4/23 UC Riverside	W	7-1
4/25 Cal Baptist	W	21-4
4/28 La Verne	W	14-6
5/1 Sacramento State	L	2-8
5/1 UC Riverside	W	14-3
5/2 Nevada	L	0-6
5/5 Cal Baptist	W	17-2
5/7 Fullerton College	L	2-5
5/12 Cal Poly Pomona	W	5-4 (10)
5/20 UC Riverside	W	22-5
5/22 Cal Poly Pomona	W	5-2
5/28 La Verne	W	20-0

1 - SCWAC Games

2 - Riverside Invitational (Riverside, Calif.)

3 - Regional Tournament

1976 (13-4, 9-1 SCWAC - 1st)

Head Coach: Sharron Backus

4/3 Cal Poly	W	6-3
4/3 Cal Poly	W	4-1
4/5 Chapman	W	12-2
4/7 La Verne	W	9-0
4/10 UC Santa Barbara	W	7-1
4/12 Mount St. Mary's	W	forfeit
4/14 Cal Baptist	W	20-1
4/21 Cal Baptist	W	18-0
4/21 UC Riverside	W	9-1
4/23 San Diego State	W	2-1
4/24 Golden West College	L	1-2
4/26 CS Dominguez Hills	W	14-1
4/29 Nevada	L	4-5
5/1 Chico State	L	4-5 (8)
5/5 La Verne	W	forfeit
5/6 Cal Poly Pomona	W	8-5 (16)
5/7 UC Riverside	L	1-3

1 - SCWAC Games

2 - Regional Tournament (Sacramento, Calif.)

1977 (17-10)

Head Coach: Sharron Backus

3/19 Utah State	W	8-7
4/1 Cal State Northridge	W	15-0
4/8 Chico State	W	6-3
4/8 Chico State	L	2-3
4/9 Sacramento State	L	1-4
4/9 Sacramento State	W	5-2
4/13 L.A. Valley College	W	11-9
4/14 San Diego State	W	10-0
4/14 San Diego State	W	14-3
4/15 Cal Poly	W	4-1
4/15 Cal Poly	L	0-1
4/16 Golden West College	L	4-5
4/19 Cal Poly Pomona	L	2-11
4/19 Cal Poly Pomona	W	6-3
4/21 Golden West College	W	3-0
4/22 Cerritos College	L	1-2
4/22 Cerritos College	L	3-16
4/25 UC Riverside	W	9-7
4/29 San Diego State	L	1-2
4/29 San Diego State	W	3-1
5/3 Cal Poly Pomona	W	7-3
5/5 UC Santa Barbara	W	7-2
5/5 Nevada	L	0-1
5/6 Cal Poly Pomona	W	2-1
5/6 UC Santa Barbara	W	7-1
5/7 Nevada	W	1-0
5/7 Sacramento State	L	3-5

1 - AIAW Western Regionals (Golden West College)

1978 (31-3)

AIAW CHAMPIONS

Head Coach: Sharron Backus

San Diego State	W	6-0
-----------------	---	-----

San Diego State	W	2-0
California	W	6-0
California	W	7-1
UC Riverside	W	8-0
UC Riverside	W	1-0
San Diego State	W	2-0
San Diego State	L	1-2
Chapman	W	3-1
Chapman	W	5-0
UC Santa Barbara	W	2-0
UC Santa Barbara	W	3-2 (14)
Long Beach State	W	5-1
Utah	W	5-0
Utah	W	8-2
Utah State	L	0-2
Utah State	W	6-2
Cal Poly Pomona	W	2-0
Cal Poly Pomona	W	4-1
UC Santa Barbara	W	4-1
UC Santa Barbara	W	3-2
UC Riverside	W	16-0 (5)
Cal Poly Pomona	W	1-0
Cal Poly Pomona	W	1-0
5/4 Nevada	W	1-0 (9)
5/4 Sacramento State	W	1-0 (12)
5/5 Chico State	W	1-0
5/6 Cal Poly Pomona	L	5-6
5/6 Cal Poly Pomona	W	1-0 (8)
5/25 Texas Woman's Univ.	W	4-0
5/26 Missouri State	W	1-0
5/26 Utah State	W	7-0
5/27 Minnesota	W	3-0 (11)
5/29 Northern Colorado	W	3-0

1 - AIAW Western Regionals (Elk Grove, Calif.)

2 - AIAW College World Series (Omaha, Neb.)

1979 (24-9)

Head Coach: Sharron Backus

3/26 U.S. International	W	3-0
3/26 U.S. International	W	12-1
3/30 Stephen F. Austin	W	6-1
3/31 Missouri	W	4-1
3/31 Angelo State	W	5-0
4/4 UC Santa Barbara	W	5-0
4/4 UC Santa Barbara	W	1-0 (8)
4/9 San Diego State	W	2-0 (9)
4/16 Chapman	W	1-0
4/16 Chapman	L	0-2
4/18 San Diego State	W	2-1
4/18 San Diego State	W	5-0
4/20 Sacramento State	W	3-0
4/20 Sacramento State	L	0-1 (13)
4/23 Cal Poly Pomona	L	0-2
4/23 Cal Poly Pomona	L	1-2
4/25 Cal State Northridge	L	0-4
4/25 Cal State Northridge	W	1-0 (11)
4/27 Chapman	W	8-0
4/27 Chapman	W	2-0
4/30 UC Santa Barbara	W	5-0
4/30 UC Santa Barbara	W	5-3
5/10 Fresno State	W	3-0
5/10 California	W	3-0
5/11 Chapman	W	7-6 (8)
5/12 Cal Poly Pomona	L	0-1 (12)
5/12 Cal Poly Pomona	L	1-2
5/24 Texas A&M	W	5-0
5/25 Kansas	W	2-0
5/25 Northern Colorado	W	2-0
5/26 Cal Poly Pomona	W	1-0
5/27 Texas Woman's Univ.	L	0-1
5/27 Texas Woman's Univ.	L	0-1

1 - Texas Woman's Tournament (Denton, Tex.)

2 - AIAW Western Regionals (Orange, Calif.)

3 - AIAW College World Series (Omaha, Neb.)

1980 (24-13, 11-5 WCAA - 2nd)

Head Coach: Sharron Backus

3/8 UNLV	W	4-0
3/8 UNLV	W	4-1
3/10 Texas A&M	L	2-4 (13)
3/10 Texas A&M	L	0-1

3/13 San Diego State	W	2-0
3/13 San Diego State	W	5-0
3/21 Weber State	L	3-4
3/21 Weber State	W	9-0
3/25 Humboldt State	W	4-0
3/25 Humboldt State	W	9-0
3/27 California	W	1-0
3/27 California	L	1-4
3/29 San Diego State	W	3-0
3/29 San Diego State	W	5-0
4/2 Cal Poly Pomona	L	2-4 (24)
4/7 Chapman	W	3-0
4/7 Chapman	W	1-0
4/9 Cal State Fullerton	W	3-0
4/9 Cal State Fullerton	L	0-2
4/11 Arizona State	L	0-1 (8)
4/11 Arizona State	L	0-1
4/12 Arizona	W	6-3
4/12 Arizona	W	2-1
4/18 U.S. International	W	1-0
4/18 U.S. International	W	3-2
4/21 Chapman	W	3-0
4/21 Chapman	W	7-5 (8)
4/25 Arizona	W	5-0
4/25 Arizona	W	2-0
4/26 Arizona State	W	1-0
4/26 Arizona State	L	0-2
4/30 Cal Poly Pomona	L	0-1 (10)
4/30 Cal Poly Pomona	W	10-3
5/2 Cal State Fullerton	W	7-1
5/2 Cal State Fullerton	L	0-1
5/8 Cal State Fullerton	L	forfeit
5/8 California	L	0-2

1 - WCAA Games

2 - AIAW Western Regionals (Fresno, Calif.)

1981 (38-10, 10-5 WCAA - 2nd)

Head Coach: Sharron Backus

3/9 Oklahoma	W	3-2
3/9 Oklahoma	W	11-0
3/12 UNLV	W	7-0
3/12 UNLV	W	12-0
3/14 San Diego State	W	1-0
3/14 San Diego State	W	3-0
3/18 Long Beach State	W	13-1
3/18 Long Beach State	W	11-0
3/20 Cal State Fullerton	L	0-2
3/20 Cal State Fullerton	L	1-7
3/21 Weber State	W	1-0
3/21 Weber State	W	2-1
3/27 Arizona State	W	2-0
3/27 Arizona State	W	6-1
3/28 Arizona	W	3-2
3/28 Arizona	W	6-3
3/31 Cal Poly Pomona	W	1-0
3/31 Cal Poly Pomona	W	6-1
4/4 UNLV	W	12-0
4/4 UNLV	W	13-0
4/7 Chapman	W	2-0
4/7 Chapman	W	2-0
4/10 Texas A&M	W	2-1
4/11 Oklahoma State	W	4-1
4/11 Arizona State	W	5-1
4/12 Arizona State	W	3-1
4/15 Long Beach State	W	2-0
4/15 Long Beach State	W	3-1
4/17 Cal State Fullerton	L	3-4
4/17 Cal State Fullerton	L	2-3
4/22 San Diego State	W	5-1
4/22 San Diego State	W	5-1
4/24 Arizona	W	4-2
4/24 Arizona	W	6-0
4/25 Arizona State	L	1-5
4/29 Cal Poly Pomona	L	1-3
4/29 Cal Poly Pomona	W	2-0
5/7 Fresno State	W	2-0
5/7 Cal State Fullerton	L	0-1
5/8 Cal Poly Pomona	W	1-0
5/8 Arizona State	L	0-1
5/21 South Carolina	W	3-0
5/22 Utah State	L	0-1

5/22 Creighton	W	2-1
5/23 Oklahoma State	W	5-0
5/23 California	W	2-0
5/23 Texas A&M	W	1-0
5/24 Cal State Fullerton	L	4-5

1 - WCAA Games

2 - Texas A&M Tournament (College Station, Tex.)

3 - AIAW Regionals (Tempe, Ariz.)

4 - AIAW College World Series (Norman, Okla.)

1982 (33-7-2, 15-4-1 WCAA - 2nd)

NCAA CHAMPIONS

Head Coach: Sharron Backus

2/23 Cal State Northridge	L	0-1
2/23 Cal State Northridge	W	3-0
3/6 San Diego State	W	4-0
3/6 San Diego State	W	2-1
3/8 Creighton	L	2-3
3/8 Creighton	W	1-0
3/9 Cal Poly Pomona	L	1-2 (9)
3/9 Cal Poly Pomona	W	1-0 (13)
3/12 Arizona	W	2-0 (14)
3/12 Arizona	W	5-0
3/13 Arizona State	W	1-0 (14)
3/13 Arizona State	W	1-0
3/24 Weber State	W	1-0
3/24 Weber State	W	1-0
3/31 California	W	3-0
4/8 Long Beach State	W	2-0
4/8 Long Beach State	W	4-0
4/14 San Diego State	W	1-0
4/14 San Diego State	W	3-0
4/16 U.S. International	W	2-0
4/16 U.S. International	W	1-0
4/20 Cal State Fullerton	L	1-3
4/20 Cal State Fullerton	T	0-0 (17)
4/23 Arizona State	W	1-0
4/23 Arizona State	W	1-0 (8)
4/24 Arizona	L	1-2
4/24 Arizona	W	1-0
4/28 Cal State Fullerton	L	1-2 (17)
4/28 Cal State Fullerton	L	0-1
4/30 Long Beach State	W	4-0
4/30 Long Beach State	W	6-1
5/3 Cal Poly Pomona	W	2-0
5/3 Cal Poly Pomona	T	0-0 (18)
5/5 UC Santa Barbara	W	3-0
5/5 UC Santa Barbara	W	6-1
5/14 Wyoming	W	4-0
5/15 Wyoming	W	5-0
5/27 Oklahoma State	W	2-1 (13)
5/29 Western Michigan	W	1-0
5/29 Arizona State	W	1-0
5/30 Cal State Fullerton	W	1-0 (10)
5/31 Fresno State	W	2-0 (8)

1 - WCAA Games

2 - NCAA Regionals (Mayfair Park)

3 - NCAA College World Series (Omaha, Neb.)

1983 (40-7, 17-3 WCAA - 1st)

Head Coach: Sharron Backus

2/16 CS Dominguez Hills	W	6-0
2/16 CS Dominguez Hills	W	1-0
2/23 Cal State Northridge	W	4-0
2/23 Cal State Northridge	W	3-0 (8)
3/7 Creighton	W	7-0
3/7 Creighton	W	1-0 (11)
3/9 UC Santa Barbara	W	1-0
3/9 UC Santa Barbara	W	4-0
3/12 Cal Poly Pomona	W	2-0 (9)
3/12 Cal Poly Pomona	L	2-3
4/1 Arizona State	L	1-2 (8)
4/1 Arizona State	W	2-0
4/2 Arizona	W	4-0
4/2 Arizona	W	5-0
4/5 Cal State Fullerton	W	4-1
4/5 Cal State Fullerton	L	0-5
4/8 Idaho State	W	1-0 (8)
4/8 San Francisco	W	4-0
4/9 Oregon State	W	1-0
4/10 U.S. International	L	0-2

4/12	Long Beach State ¹	W	8-0
4/12	Long Beach State ¹	W	2-1
4/15	San Diego State ¹	W	1-0
4/15	San Diego State ¹	W	2-0
4/16	U.S. International	W	4-0
4/16	U.S. International	W	5-0
4/19	Cal Poly Pomona	W	2-0
4/19	Cal Poly Pomona	W	2-0
4/26	UC Santa Barbara	W	4-0
4/26	UC Santa Barbara	W	3-1
4/30	Arizona State ¹	W	3-0
4/30	Arizona State ¹	W	1-0
5/1	Arizona ¹	W	1-0
5/1	Arizona ¹	W	1-0 (8)
5/3	Cal State Fullerton ¹	L	0-1
5/3	Cal State Fullerton ¹	W	1-0
5/5	Long Beach State ¹	W	5-1
5/5	Long Beach State ¹	W	3-0
5/6	San Diego State ¹	W	1-0 (12)
5/6	San Diego State ¹	W	1-0
5/13	Rhode Island ³	W	1-0 (9)
5/14	Rhode Island ³	W	1-0 (12)
5/26	Missouri ⁴	W	1-0
5/26	Louisiana Tech ⁴	W	8-0
5/28	Cal State Fullerton ⁴	L	1-6
5/28	South Carolina ⁴	W	2-1 (17)
5/29	Texas A&M ⁴	L	0-1 (14)

1 - WCAA Games
2 - Pacific Tournament (Stockton, Calif.)
3 - NCAA Regionals (Kingston, R.I.)
4 - NCAA College World Series (Omaha, Neb.)

1984 (45-6-1, 7-3 WCAA - 1st) NCAA CHAMPIONS

Head Coach: Sharron Backus

2/21	Cal State Northridge	L	0-1
2/21	Cal State Northridge	W	5-2
2/24	Michigan	W	2-0
2/24	Michigan	W	7-1
2/28	UC Santa Barbara	W	4-1
2/28	UC Santa Barbara	W	9-0
2/29	U.S. International	W	3-0
2/29	U.S. International	W	3-0
3/6	CS Dominguez Hills	W	2-0
3/6	CS Dominguez Hills	W	2-0
3/8	Pacific	W	2-0
3/8	Pacific	W	3-0
3/10	San Diego State	W	3-0
3/10	San Diego State	W	2-0 (8)
3/13	Long Beach State	W	1-0 (8)
3/13	Long Beach State	W	1-0
3/16	Creighton	W	1-0 (14)
3/16	Creighton	W	2-0
3/26	California	W	1-0
3/26	California	W	4-0
3/30	Arizona ¹	W	1-0 (10)
3/30	Arizona ¹	W	1-0
3/31	Arizona State ¹	L	1-2
3/31	Arizona State ¹	W	1-0
4/3	Cal Poly Pomona	W	1-0 (10)
4/3	Cal Poly Pomona	W	1-0
4/6	Chapman	W	1-0
4/6	Chapman	W	6-1
4/10	Long Beach State ¹	L	0-1 (11)
4/10	Long Beach State ¹	W	2-1
4/13	Northern Colorado ²	W	6-0
4/13	Northern Colorado ²	W	5-0
4/14	Utah State ²	W	3-0
4/14	Utah State ²	L	0-2
4/15	New Mexico ²	W	3-1
4/15	New Mexico ²	W	3-0
4/19	UC Santa Barbara	W	2-0
4/19	UC Santa Barbara	W	3-0
4/21	Cal Poly Pomona	W	1-0 (13)
4/21	Cal Poly Pomona ³	T	0-0 (8)
4/24	San Diego State ¹	W	2-0
4/24	San Diego State ¹	W	2-0
5/7	Cal State Fullerton ¹	L	4-5
5/7	Cal State Fullerton ¹	W	2-0 (8)
5/17	Arizona State ⁴	W	1-0
5/18	Arizona State ⁴	W	3-0

5/23	Utah State ⁵	W	6-0
5/26	Northwestern ⁵	W	1-0 (9)
5/28	Texas A&M ⁵	L	0-2
5/28	Nebraska ⁵	W	1-0
5/29	Texas A&M ⁵	W	1-0
5/29	Texas A&M ⁵	W	1-0 (13)

1 - WCAA Games
2 - New Mexico Invitational (Las Cruces, N.M.)
3 - Game called due to darkness
4 - NCAA Regionals (Mayfair Park)
5 - NCAA College World Series (Omaha, Neb.)

1985 (41-9, 9-3 WCAA - 2nd) NCAA CHAMPIONS

Head Coach: Sharron Backus

2/12	Chapman	W	3-0
2/12	Chapman	W	2-0
2/15	Cal Poly	W	2-0
2/15	Cal Poly	W	4-0
2/19	CS Dominguez Hills	W	2-0
2/19	CS Dominguez Hills	W	1-0
2/23	Cal State Northridge	W	1-0 (8)
2/23	Cal State Northridge	W	7-1
3/10	UNLV	W	2-0
3/24	Oregon State	W	3-0
3/24	Oregon State	W	3-0
3/29	Hawaii ²	L	0-1
3/30	Oregon ²	W	1-0 (9)
3/31	Pacific ²	W	7-2
3/31	UC Santa Barbara ²	W	4-0 (6)
4/3	Stanford ¹	W	6-0
4/3	Stanford ¹	W	6-0
4/5	Oregon State ³	W	1-0
4/6	San Francisco ³	W	3-1
4/7	California ³	W	2-1 (8)
4/7	Oregon State ³	W	2-0
4/9	Long Beach State ¹	W	1-0
4/9	Long Beach State ¹	W	2-0
4/13	Cal Poly Pomona	L	0-1 (8)
4/13	Cal Poly Pomona	L	0-1
4/23	San Diego State ¹	W	1-0
4/23	San Diego State ¹	W	3-0
4/26	UC Santa Barbara ⁴	W	2-0
4/26	UC Santa Barbara ⁴	W	6-0
4/27	UC Santa Barbara	W	6-0
4/27	UC Santa Barbara	W	3-0
4/29	U.S. International	W	1-0 (8)
4/29	U.S. International	W	3-0
5/3	Arizona State ¹	L	1-3
5/3	Arizona State ¹	W	1-0
5/4	Arizona ¹	W	3-0
5/4	Arizona ¹	W	1-0
5/7	Cal Poly Pomona	W	1-0
5/7	Cal Poly Pomona	L	0-1 (8)
5/11	Cal State Fullerton ¹	L	1-2
5/11	Cal State Fullerton ¹	L	0-1
5/16	Pacific ⁵	L	1-3
5/17	Pacific ⁵	W	3-0
5/17	Pacific ⁵	W	2-0
5/22	Utah ⁶	W	1-0
5/24	Cal State Fullerton ⁶	L	0-2
5/25	Northwestern ⁶	W	1-0
5/25	Nebraska ⁶	W	3-0
5/26	Cal State Fullerton ⁶	W	1-0
5/26	Nebraska ⁶	W	2-1 (9)

1 - WCAA Games
2 - Hawaii Tournament (Honolulu, Hawaii)
3 - Cal Invitational (Berkeley, Calif.)
4 - Games played in Santa Maria, Calif.
5 - NCAA Regionals (Santa Maria, Calif.)
6 - NCAA College World Series (Omaha, Neb.)

1986 (28-15, 10-2 PacWest - 1st) NCAA CHAMPIONS

Head Coach: Sharron Backus

2/20	CS Dominguez Hills	W	1-0
2/20	CS Dominguez Hills	W	2-1 (11)
2/22	Cal Poly Pomona	L	0-3
2/22	Cal Poly Pomona	L	2-3
2/26	Long Beach State	L	1-3
2/26	Long Beach State	L	1-2 (8)
3/1	Stanford ¹	W	2-0
3/1	Stanford ¹	W	6-0

3/2	San Francisco State	W	16-0 (5)
3/2	San Francisco State	W	19-0 (5)
3/6	South Florida ²	W	6-5 (8)
3/7	Wichita State ²	W	1-0
3/7	UNLV ²	W	10-2
3/7	Oregon ²	W	4-0
3/8	Oklahoma State ²	L	2-3 (10)
3/9	Cal State Fullerton ²	L	1-2 (10)

3/15	Texas A&M	L	0-1 (10)
4/4	Arizona State ¹	W	3-1
4/4	Arizona State ¹	W	3-0
4/5	Arizona ¹	L	1-2
4/9	UC Santa Barbara	W	4-0
4/9	UC Santa Barbara	W	1-0
4/12	U.S. International	L	0-1
4/12	U.S. International	L	2-3
4/14	UNLV	W	1-0
4/14	UNLV	W	3-0
4/15	Arizona ¹	L	0-2
4/19	Cal Poly Pomona	W	1-0
4/19	Cal Poly Pomona	L	1-5
4/23	UC Santa Barbara	L	0-1
4/23	UC Santa Barbara	W	6-0
4/24	Stanford ¹	W	1-0
4/24	Stanford ¹	W	1-0
4/26	Cal State Fullerton	L	2-3
4/26	Cal State Fullerton	W	6-0
4/29	Hawai'i	W	7-0
4/29	Hawai'i	L	3-4
5/2	Arizona ¹	W	5-0
5/2	Arizona ¹	W	4-0
5/3	Arizona State ¹	W	6-2
5/3	Arizona State ¹	W	4-1
5/10	U.S. International	W	5-0
5/10	U.S. International	W	5-0

1 - PacWest Games
2 - UNLV Softball Classic (Las Vegas, Nev.)

1987 (50-10, 7-3 Pac-10 - 2nd) NCAA CHAMPIONS

Head Coach: Sharron Backus

2/11	Loyola Marymount	W	10-0 (5)
2/11	Loyola Marymount	W	12-0
2/20	U.S. International	W	8-0
2/20	U.S. International	W	7-1
2/25	UC Santa Barbara	W	2-1
2/25	UC Santa Barbara	W	2-1
2/27	San Diego State	W	4-0
2/27	San Diego State	W	3-0
3/4	Pacific	W	1-0
3/4	Pacific	W	6-2
3/6	Colorado State ²	W	4-0
3/6	Nevada ²	W	5-2
3/6	UNLV ²	W	9-0
3/8	Oregon ²	W	7-0
3/23	Utah State	L	0-2
3/23	Utah State	W	3-2
3/25	Michigan	W	10-2
3/25	Michigan	W	4-0
3/27	Oklahoma State ³	W	2-0
3/27	New Mexico ³	W	3-0
3/27	Santa Clara ³	W	8-1
3/28	Utah ³	W	6-0
3/28	California ³	W	3-1
3/29	Nebraska ³	L	1-3
3/31	Long Beach State	W	4-0
3/31	Long Beach State	W	4-0
4/3	Northwestern	L	0-2
4/3	Northwestern	W	3-2 (8)
4/5	Fresno State	W	5-0
4/5	Fresno State	W	3-0
4/10	California ¹	L	0-3
4/10	California ¹	L	0-1
4/12	Nevada	W	3-0
4/12	Nevada	W	7-0
4/15	Cal Poly Pomona	W	6-2 (10)
4/15	Cal Poly Pomona	L	3-4 (10)
4/18	U.S. International	W	2-0
4/18	U.S. International	W	1-0 (8)
4/23	Cal State Fullerton	W	3-1
4/23	Cal State Fullerton	L	0-2
4/26	Oregon State ¹	W	3-1

4/26	Oregon State ¹	W	4-0
4/27	Oregon ¹	W	6-3
4/27	Oregon ¹	W	2-0
4/30	Arizona ¹	W	1-0
4/30	Arizona ¹	L	1-2
5/2	Arizona State ¹	W	3-0
5/2	Arizona State ¹	W	2-0
5/4	Cal Poly Pomona	W	6-0
5/4	Cal Poly Pomona	W	2-1
5/6	Loyola Marymount	W	8-1
5/6	Loyola Marymount	W	10-0 (5)
5/15	Long Beach State ⁴	W	1-0
5/16	Long Beach State ⁴	W	2-0
5/20	Arizona State ⁵	W	1-0 (9)
5/22	Nebraska ⁵	W	3-0
5/23	Texas A&M ⁵	W	1-0
5/23	Cal State Fullerton ⁵	W	1-0
5/24	Texas A&M ⁵	L	0-1
5/24	Texas A&M ⁵	L	1-4

1 - Pac-10 Games
2 - UNLV Softball Classic (Las Vegas, Nev.)
3 - National Invitational SB Tourney (San Jose, Calif.)
4 - NCAA Regionals (Sunset Field)
5 - NCAA College World Series (Omaha, Neb.)

1988 (53-8, 15-3 Pac-10 - 1st) NCAA CHAMPIONS

Head Coach: Sharron Backus

2/12	UC Santa Barbara	W	4-0
2/12	UC Santa Barbara	W	5-0 (3)
2/14	Fresno State	W	5-1
2/14	Fresno State	W	5-3
2/20	U.S. International	L	0-1 (10)
2/20	U.S. International	W	4-0
2/24	UC Santa Barbara	W	8-2
2/24	UC Santa Barbara	W	2-1
2/27	California ¹	W	6-0
2/27	California ¹	W	2-0
2/28	San Francisco	W	9-1
2/28	San Francisco	W	8-0
3/2	Long Beach State	W	1-0 (8)
3/2	Long Beach State	L	0-2
3/5	Cal Poly Pomona	W	1-0 (13)
3/5	Cal Poly Pomona	W	3-1
3/11	Western Illinois	W	3-0
3/11	Western Illinois	W	1-0
3/20	Oregon ¹	W	1-0
3/20	Oregon ¹	L	0-2
3/21	Oregon State ¹	W	2-1 (10)
3/21	Oregon State ¹	W	8-1
3/25	Creighton ²	W	9-0
3/25	Northwestern ²	W	4-1
3/25	Adelphi ²	W	1-0
3/26	New Mexico ²	W	4-0
3/26	California ²	W	1-0
3/27	Adelphi ²	W	1-0
3/27	Nebraska ²	W	9-0
3/29	Nevada	W	14-0 (5)
3/29	Nevada	W	12-1 (5)
3/30	Northwestern	W	5-1
3/30	Northwestern	W	2-0
4/2	Arizona State ¹	W	14-1 (6)
4/2	Arizona State ¹	W	1-0
4/4	Arizona ¹	W	1-0
4/4	Arizona ¹	L	0-1 (10)
4/8	Cal State Fullerton	W	6-1
4/8	Cal State Fullerton	L	4-6
4/13	Hawai'i	W	8-0
4/13	Hawai'i	W	5-0
4/16	U.S. International	W	1-0
4/16	U.S. International	W	3-1
4/22	Arizona State ¹	W	3-0
4/22	Arizona State ¹	W	4-3
4/25	Arizona ¹	W	1-0
4/25	Arizona ¹	W	2-0
5/6	California ¹	W	4-0
5/6	California ¹	L	0-1 (9)
5/7	Oregon ¹	W	3-2 (10)
5/7	Oregon ¹	W	5-1
5/14	Cal Poly Pomona	L	1-2
5/14	Cal Poly Pomona	W	1-0

5/20	Cal State Fullerton ³	W	3-0
5/21	Cal State Fullerton ³	W	2-0
5/25	Northern Illinois ⁴	W	1-0
5/27	Fresno State ⁴	W	6-1
5/28	Arizona ⁴	W	5-0
5/28	Cal Poly Pomona ⁴	W	4-1
5/29	Fresno State ⁴	L	1-2
5/29	Fresno State ⁴	W	3-0

1 - Pac-10 Games

2 - National Invitational SB Tourney (San Jose, Calif.)

3 - NCAA Regionals (Sunset Field)

4 - NCAA College World Series (Sunnyvale, Calif.)

1989 (48-4, 18-2 Pac-10 - 1st) NCAA CHAMPIONS

Co-Head Coaches: Sharron Backus & Sue Enquist

2/2	Saint Mary's	W	10-0 (6)
2/2	Saint Mary's	W	8-0
2/6	San Francisco	W	9-0
2/6	San Francisco	W	11-0 (5)
2/18	UC Santa Barbara	W	4-0
2/18	UC Santa Barbara	W	2-0 (8)
2/24	U.S. International ²	W	1-0
2/24	San Francisco ²	W	9-0
2/26	Fresno State ²	L	0-2
3/1	Long Beach State	W	5-0
3/1	Long Beach State	W	2-0
3/6	Cal Poly Pomona	W	2-1 (11)
3/6	Cal Poly Pomona	W	2-1
3/10	California ¹	W	1-0
3/10	California ¹	W	2-0
3/11	Arizona ¹	W	2-1
3/11	Arizona ¹	W	6-2
3/27	Oregon State ¹	W	3-0
3/27	Oregon State ¹	W	6-0
3/30	Oregon ¹	W	1-0
3/30	Oregon ¹	L	0-1
4/1	Saint Mary's	W	1-0
4/1	Saint Mary's	W	6-0
4/2	California ¹	W	7-2
4/2	California ¹	W	2-0
4/12	Cal Poly Pomona	W	4-1
4/12	Cal Poly Pomona	W	1-0 (8)
4/15	U.S. International	W	8-0
4/15	U.S. International	W	8-0
4/16	Fresno State	W	2-1
4/16	Fresno State	W	2-1
4/21	Arizona State ¹	W	4-0
4/21	Arizona State ¹	W	1-0
4/22	Arizona ¹	W	4-2
4/22	Arizona ¹	L	1-2
4/25	Cal State Fullerton	L	6-7 (15)
4/25	Cal State Fullerton	W	2-1 (9)
4/29	U.S. International	W	8-0
4/29	U.S. International	W	12-0
5/5	Oregon State ¹	W	2-0
5/5	Oregon State ¹	W	6-0
5/6	Oregon ¹	W	3-2
5/6	Oregon ¹	W	2-0
5/13	Arizona State ¹	W	1-0 (8)
5/13	Arizona State ¹	W	4-1
5/19	Long Beach State ³	W	5-1
5/20	Long Beach State ³	W	3-0
5/24	South Carolina ⁴	W	3-0
5/26	Cal Poly Pomona ⁴	W	9-0
5/27	Oklahoma State ⁴	W	2-1
5/27	Arizona ⁴	W	3-0
5/28	Fresno State ⁴	W	1-0

1 - Pac-10 Games

2 - Fresno State Invitational (Fresno, Calif.)

3 - NCAA Regionals (Sunset Field)

4 - NCAA College World Series (Sunnyvale, Calif.)

1990 (62-7, 16-2 Pac-10 - 1st) NCAA CHAMPIONS

Co-Head Coaches: Sharron Backus & Sue Enquist

2/3	U.S. International	W	2-0 (8)
2/3	U.S. International	L	2-3
2/10	Cal State Fullerton ²	W	1-0
2/10	Fresno State ²	W	2-1
2/11	Fresno State ²	W	5-1

2/11	Cal State Fullerton ²	L	0-2
2/15	Kansas ³	W	10-2 (6)
2/15	New Mexico State ³	W	2-0
2/16	Toledo ³	W	4-0
2/16	Oklahoma ³	W	7-1
2/16	Utah ³	W	11-0 (5)
2/17	Arizona State ³	W	1-0
2/17	Cal State Fullerton ³	L	0-5
2/18	Utah ³	W	3-0
2/18	Long Beach State ³	W	7-2
2/18	Oregon ³	W	2-0
2/23	Long Beach State	W	5-0
2/23	Long Beach State	W	1-0
2/25	San Diego State	W	5-1
2/25	San Diego State	W	5-0
2/27	Cal Poly Pomona	W	4-0
2/27	Cal Poly Pomona	W	2-0
3/2	San Diego State ⁴	W	4-0
3/2	Cal State Northridge ⁴	W	2-1
3/2	Southern Utah ⁴	W	11-0 (6)
3/3	Utah ⁴	L	1-3
3/3	Sacramento State ⁴	W	2-0
3/4	Southern Utah ⁴	W	3-1
3/4	Cal Poly Pomona ⁴	W	2-1
3/14	Hawai'i	W	3-0
3/14	Hawai'i	W	5-0
3/26	Oregon State ¹	W	5-0
3/26	Oregon State ¹	W	4-0
3/27	Oregon ¹	W	1-0
3/27	Oregon ¹	L	0-3 (8)
3/31	California ¹	W	2-0
3/31	California ¹	W	2-1
4/1	Santa Clara	W	2-0
4/1	Santa Clara	W	1-0
4/7	Arizona State ¹	W	6-1
4/7	Arizona State ¹	W	2-0
4/8	San Jose State	W	1-0
4/8	San Jose State	W	1-0 (10)
4/10	Cal Poly Pomona	W	5-0
4/10	Cal Poly Pomona	W	2-0
4/13	California ¹	W	1-0 (10)
4/13	California ¹	W	1-0
4/18	Arizona ¹	W	5-0
4/18	Arizona ¹	W	2-0
4/21	Oregon State ¹	W	4-0
4/21	Oregon State ¹	W	10-0 (5)
4/25	Cal State Fullerton	W	5-0
4/25	Cal State Fullerton	W	1-0
4/28	Sacramento State	W	6-1
4/28	Sacramento State	W	3-0
5/3	Arizona State ¹	W	2-0
5/3	Arizona State ¹	W	4-0
5/5	Arizona ¹	L	2-3
5/5	Arizona ¹	W	3-2
5/9	U.S. International	W	10-1
5/9	U.S. International	W	6-1
5/18	Northern Iowa ⁵	W	2-0
5/19	Northern Iowa ⁵	W	4-0
5/23	Kent State ⁶	W	4-0
5/25	Long Beach State ⁶	W	6-0
5/26	Oklahoma State ⁶	W	2-1
5/27	Florida State ⁶	W	3-0
5/27	Fresno State ⁶	L	0-1
5/28	Fresno State ⁶	W	2-0

1 - Pac-10 Games

2 - Big West/Pac-10 Showdown (Fullerton, Calif.)

3 - Arizona Tournament (Tucson, Ariz.)

4 - UNLV Spring Fling Classic (Las Vegas, Nev.)

5 - NCAA Regionals (Sunset Field)

6 - NCAA College World Series (Oklahoma City, Okla.)

1991 (56-7, 16-4 Pac-10 - 1st)

Co-Head Coaches: Sharron Backus & Sue Enquist

2/2	UC Santa Barbara	W	5-0
2/2	UC Santa Barbara	W	2-0
2/6	Cal State Northridge	W	4-0
2/6	Cal State Northridge	W	3-0 (6)
2/12	Long Beach State	W	1-0
2/12	Long Beach State	W	7-0
2/14	New Mexico State ²	W	4-0
2/14	California ²	W	6-3

2/15	Sacramento State ²	W	8-0 (6)
2/15	Pacific ²	W	2-0
2/15	Florida State ²	W	5-2
2/16	Texas-Arlington ²	W	3-0
2/17	Cal State Fullerton ²	W	4-0
2/17	Oregon ²	W	5-1
2/17	Arizona State ²	W	6-0
2/26	Cal Poly Pomona	W	1-0
2/26	Cal Poly Pomona	W	1-0
3/2	Utah ³	W	5-3
3/2	Iowa State ³	W	9-0 (5)
3/2	UNLV ³	W	1-0 (8)
3/3	Ohio State ³	W	2-0
3/3	Sacramento State ³	W	6-0
3/7	New Mexico	W	7-0
3/7	New Mexico	W	5-1
3/10	San Diego State	W	5-0
3/10	San Diego State	W	6-0
3/25	Oregon ¹	W	5-0
3/25	Oregon ¹	W	10-0 (5)
3/26	Oregon State ¹	W	10-0 (5)
3/28	Sacramento State ⁴	W	8-0
3/28	UC Santa Barbara ⁴	W	5-4
3/29	Hawai'i ⁴	W	3-0
3/30	UC Santa Barbara ⁴	L	0-1 (9)
3/30	Sacramento State ⁴	W	10-1
4/6	Arizona ¹	W	3-0
4/6	Arizona ¹	W	5-0
4/8	Arizona State ¹	W	3-0
4/8	Arizona State ¹	W	2-0
4/12	California ¹	L	0-2
4/12	California ¹	L	0-1 (11)
4/13	Sacramento State	W	1-0
4/13	Sacramento State	W	5-1
4/16	Cal Poly Pomona	W	3-2
4/16	Cal Poly Pomona	W	8-0
4/20	Oregon State ¹	W	7-1
4/20	Oregon State ¹	W	6-0
4/20	Oregon State ¹	W	3-0
4/21	Oregon ¹	W	7-0
4/21	Oregon ¹	W	4-0
4/26	California ¹	W	1-0
4/26	California ¹	W	1-0 (8)
5/4	Arizona State ¹	L	1-2 (8)
5/4	Arizona State ¹	W	4-3
5/5	Arizona ¹	W	2-1 (8)
5/5	Arizona ¹	L	0-1
5/17	Central Michigan ⁵	W	4-0
5/18	Central Michigan ⁵	W	5-0
5/23	Florida State ⁶	W	1-0
5/24	Arizona ⁶	L	0-1 (9)
5/25	Missouri ⁶	W	5-0
5/25	Long Beach State ⁶	W	1-0 (11)
5/26	Fresno State ⁶	W	5-1 (13)
5/26	Arizona ⁶	L	1-5

1 - Pac-10 Games

2 - Arizona Tournament (Tucson, Ariz.)

3 - UNLV Spring Fling Classic (Las Vegas, Nev.)

4 - Hawaii Tournament (Honolulu, Hawaii)

5 - NCAA Regionals (Sunset Field)

6 - NCAA College World Series (Oklahoma City, Okla.)

1992 (54-2, 14-2 Pac-10 - 2nd) NCAA CHAMPIONS

Co-Head Coaches: Sharron Backus & Sue Enquist

2/5	Cal State Northridge	W	3-0
2/5	Cal State Northridge	W	2-0
2/14	Pacific ²	W	10-0 (5)
2/14	Minnesota ²	W	6-0
2/14	Texas A&M ²	W	5-3
2/15	New Mexico State ²	W	15-0 (5)
2/15	Long Beach State ²	W	3-1
2/16	Ohio State ²	W	1-0
2/20	Minnesota ³	W	1-0
2/20	Saint Mary's ³	W	9-0
2/21	Long Beach State ³	W	4-3
2/21	Cal State Northridge ³	W	3-0
2/21	San Diego State ³	W	9-0 (5)
2/22	South Florida ³	W	6-0
2/23	Minnesota ³	W	5-0
2/23	Long Beach State ³	W	4-3

2/29	Long Beach State	W	2-0
2/29	Long Beach State	W	4-0
3/4	Cal Poly Pomona	W	2-0
3/4	Cal Poly Pomona	W	6-0
3/7	Arizona State ¹	W	6-2
3/7	Arizona State ¹	W	1-0
3/24	Oregon State ¹	W	1-0 (8)
3/24	Oregon State ¹	W	4-0
3/26	San Diego State ⁴	W	6-1
3/27	New Mexico ⁴	W	6-0
3/27	Nebraska ⁴	W	6-1
3/27	Utah State ⁴	W	1-0 (9)
3/28	California ⁴	W	6-1
3/28	Kansas ⁴	W	10-0 (6)
3/29	Kansas ⁴	W	14-2
4/2	Hawai'i	W	2-0
4/2	Hawai'i	W	3-0
4/7	Arizona ¹	L	0-1
4/7	Arizona ¹	W	1-0
4/11	California ¹	W	1-0
4/11	California ¹	W	3-1 (9)
4/18	Oregon State ¹	W	2-0
4/18	Oregon State ¹	W	6-0
4/19	Oregon ¹	W	4-1
4/19	Oregon ¹	W	4-1
4/21	Cal Poly Pomona	W	3-0
4/21	Cal Poly Pomona	W	17-0
4/25	California ¹	W	2-0
4/25	California ¹	W	4-3 (12)
4/26	Sacramento State	W	4-0
4/26	Sacramento State	W	7-0
5/9	Arizona ¹	W	1-0
5/9	Arizona ¹	L	0-7
5/15	Utah ⁵	W	1-0
5/16	Utah ⁵	W	7-2 (10)
5/21	Massachusetts ⁶	W	4-0
5/23	California ⁶	W	10-0 (5)
5/24	Fresno State ⁶	W	4-0
5/24	Massachusetts ⁶	W	11-1 (5)
5/25	Arizona ⁶	W	2-0

1 - Pac-10 Games

2 - Arizona Softball Classic (Tucson, Ariz.)

3 - SDSU Spring Classic (Escondido, Calif.)

4 - National Invitational SB Tourney (San Jose, Calif.)

5 - NCAA Regionals (Sunset Field)

6 - NCAA College World Series (Oklahoma City, Okla.)

1993 (50-5, 25-1 Pac-10 - 1st)

Co-Head Coaches: Sharron Backus & Sue Enquist

4/13	Long Beach State	W	1-0
4/13	Long Beach State	W	2-0
4/16	Washington ¹	W	1-0
4/16	Washington ¹	W	10-2
4/18	Washington ¹	W	3-0
4/18	Washington ¹	W	4-0
4/24	Arizona State ¹	W	9-0
4/24	Arizona State ¹	W	1-0
4/25	Arizona ¹	W	1-0
4/25	Arizona ¹	W	6-5
4/28	Cal Poly Pomona	W	2-0
4/28	Cal Poly Pomona	W	7-2
5/1	California ¹	W	2-0
5/1	California ¹	W	4-1
5/2	Stanford ¹	W	17-0 (5)
5/2	Stanford ¹	W	19-0 (5)
5/21	Cal State Fullerton ⁴	W	2-1 (9)
5/22	Cal State Fullerton ⁴	W	1-0
5/22	Connecticut ⁵	W	3-0
5/29	Oklahoma State ⁵	L	0-1 (13)
5/29	Cal State Northridge ⁵	W	2-0
5/30	Oklahoma State ⁵	W	5-0
5/31	Louisiana-Lafayette ⁵	W	1-0
5/31	Arizona ⁵	L	0-1

1 - Pac-10 Games
2 - Arizona State Coke Classic (Phoenix, Ariz.)
3 - UNLV Spring Fling (Las Vegas, Nev.)
4 - NCAA Regionals (Sunset Field)
5 - NCAA College World Series (Oklahoma City, Okla.)

1994 (43-14, 16-6 Pac-10 - 2nd)

Co-Head Coaches: Sharron Backus & Sue Enquist

2/12	Arizona State ¹	L	1-2
2/12	Arizona State ¹	W	4-3
2/15	UC Santa Barbara	W	6-0
2/15	UC Santa Barbara	W	6-2
2/25	UNLV ²	W	5-0
2/25	South Carolina ²	W	10-2 (6)
2/26	Sacramento State ²	W	2-0
2/27	Hawaii ²	L	0-1
2/27	South Carolina ²	W	8-1
3/4	California ¹	W	2-0
3/4	California ¹	W	7-5
3/10	South Florida	W	10-0 (5)
3/11	Penn State ³	W	6-0
3/11	Notre Dame ³	W	12-0 (5)
3/11	Illinois-Chicago ³	W	2-0
3/12	Florida State ³	W	3-0
3/12	Robert Morris ³	W	6-2
3/13	South Carolina ³	W	5-0
3/13	Oklahoma ³	W	3-0
3/13	Oklahoma State ³	L	2-8
3/16	Long Beach State	W	4-0
3/16	Long Beach State	W	4-1
3/20	Oregon State ¹	W	9-2
3/20	Oregon State ¹	W	2-0
3/28	Washington ¹	W	3-1
3/28	Washington ¹	W	6-3
3/29	Oregon ¹	W	1-0
3/29	Oregon ¹	W	2-0
4/2	Arizona ¹	L	2-11
4/2	Arizona ¹	L	1-7
4/6	Cal State Northridge	L	1-2
4/6	Cal State Northridge	L	1-6
4/9	Arizona State ¹	W	3-0
4/9	Arizona State ¹	W	10-1
4/12	Fresno State	L	2-6
4/12	Fresno State	W	5-2
4/16	Washington ¹	W	4-1
4/16	Washington ¹	W	6-1 (8)
4/21	San Jose State	W	9-1 (5)
4/21	San Jose State	W	6-0
4/30	Arizona ¹	L	1-3 (12)
4/30	Arizona ¹	L	2-4
5/7	Santa Clara	W	8-0 (5)
5/7	Santa Clara	W	7-0
5/10	Oregon State ¹	W	7-0
5/10	Oregon State ¹	W	5-0
5/11	Oregon ¹	L	2-3
5/11	Oregon ¹	W	2-1
5/20	Georgia State ⁴	W	2-1

5/21	UNLV ⁴	L	0-1 (9)
5/21	South Carolina ⁴	W	3-1
5/22	UNLV ⁴	W	2-1 (8)
5/22	UNLV ⁴	W	3-2
5/26	Fresno State ⁵	L	0-1
5/28	Illinois-Chicago ⁵	W	9-0 (5)
5/28	Utah ⁵	W	11-1
5/29	Arizona ⁵	L	2-5

1 - Pac-10 Games
2 - UNLV Spring Fling (Las Vegas, Nev.)
3 - USF Softball Classic (Tampa, Fla.)
4 - NCAA Regionals (Columbia, S.C.)
5 - NCAA College World Series (Oklahoma City, Okla.)

1995 (43-6, 23-4 Pac-10 - 2nd)

Co-Head Coaches: Sharron Backus & Sue Enquist

2/8	San Diego State	W	6-0
2/11	Arizona State ¹	W	8-0
2/11	Arizona State ¹	W	7-0
2/17	Fresno State ²	W	4-1
2/17	Long Beach State ²	W	3-0
2/17	San Diego State ²	W	6-2
2/18	California ²	W	9-0 (5)
2/18	Loyola Marymount ²	W	8-0 (6)
2/18	Cal State Northridge ²	W	7-2
2/19	Washington ²	W	6-2 (5)
2/22	UC Santa Barbara	W	10-0 (5)
2/22	UC Santa Barbara	W	10-3
2/25	Long Beach State	W	10-2 (5)
2/25	Long Beach State	W	9-0 (5)
3/3	Ohio State ³	W	5-0 (6)
3/4	Michigan ³	L	4-5 (8)
3/12	Arizona State ¹	W	8-1
3/12	Arizona State ¹	W	1-0
3/17	Arizona ¹	L	4-11
3/17	Arizona ¹	W	2-0
3/27	Washington ¹	W	5-3 (9)
3/27	Washington ¹	W	6-4
3/28	Oregon State ¹	W	10-0 (6)
3/28	Oregon State ¹	W	12-0 (5)
4/2	San Jose State	W	6-0
4/2	San Jose State	W	15-1 (6)
4/8	Arizona ¹	W	8-5
4/8	Arizona ¹	W	4-2
4/9	Sacramento State	W	2-0
4/9	Sacramento State	W	3-0
4/14	Oregon ¹	W	7-0
4/15	Oregon State ¹	W	13-1 (5)
4/15	Oregon State ¹	W	2-0
4/20	Stanford ¹	W	11-1 (6)
4/20	Stanford ¹	W	10-0 (6)
4/22	California ¹	W	2-0 (8)
4/22	California ¹	W	5-3
4/26	Cal State Northridge	W	2-0
4/26	Cal State Northridge	L	0-1 (10)
4/29	California ¹	L	0-2
4/30	Stanford ¹	W	11-1 (6)
4/30	Stanford ¹	W	14-1 (5)
5/1	Oregon ¹	W	13-1 (5)
5/1	Oregon ¹	W	5-0
5/2	California ¹	L	2-4
5/7	Washington ¹	W	3-0
5/7	Washington ¹	L	0-1
5/13	Cal Poly	W	7-0
5/13	Cal Poly	W	2-1

1 - Pac-10 Games
2 - SDSU Campbell/Cartier Classic (Poway, Calif.)
3 - UCLA Easton/Reebok Invitational (Easton Stadium)

1996 (47-11, 20-7 Pac-10 - 3rd)

Co-Head Coaches: Sharron Backus & Sue Enquist

1/27	Loyola Marymount	W	9-0 (5)
1/27	Loyola Marymount	W	5-4
2/4	Stanford ¹	W	2-1
2/4	Stanford ¹	W	11-1 (5)
2/10	California ¹	W	7-0
2/10	California ¹	L	2-5
2/13	UC Santa Barbara	W	1-0
2/13	UC Santa Barbara	W	12-0 (5)
2/24	Fresno State	W	4-1
2/24	Fresno State	L	4-5

3/2	Ohio State ²	W	9-0 (5)
3/2	Ohio State ²	W	13-0 (5)
3/3	Oregon State ²	W	10-2 (6)
3/3	Oregon State ²	W	11-3 (5)
3/8	Michigan State ³	W	6-3
3/8	Marshall ³	W	10-1 (5)
3/8	South Florida ³	W	8-0 (5)
3/9	Hofstra ³	W	9-0 (5)
3/9	Indiana State ³	W	9-0 (5)
3/10	Western Illinois ³	W	5-1
3/10	Florida State ³	W	4-0
3/10	Iowa ³	W	2-1
3/14	Arizona State ¹	L	3-4
3/14	Arizona State ¹	W	3-0
3/23	Oregon ¹	W	4-2
3/23	Oregon ¹	W	4-2
3/24	San Diego State	W	3-1
3/24	San Diego State	W	5-2
3/26	Oregon State ¹	W	8-0
3/26	Oregon State ¹	W	10-1
3/29	Arizona ¹	L	4-5
3/29	Arizona ¹	L	0-5
4/6	Washington ¹	L	1-4
4/6	Washington ¹	W	4-3 (8)
4/13	Arizona ¹	L	3-5
4/13	Arizona ¹	L	1-5
4/20	Arizona State ¹	W	5-0
4/20	Arizona State ¹	W	16-3
4/23	Santa Clara	W	1-0 (8)
4/23	Santa Clara	W	4-2
4/27	Oregon State ¹	W	3-0
4/27	Oregon State ¹	W	10-0 (6)
4/28	Oregon ¹	W	8-1
4/28	Oregon ¹	W	9-5
5/3	Stanford ¹	W	4-2 (10)
5/3	Stanford ¹	W	7-2
5/4	California ¹	W	2-0
5/4	California ¹	W	8-3
5/12	Washington ¹	W	8-5
5/17	Cal State Fullerton ⁴	L	1-5
5/18	Missouri State ⁴	W	8-2
5/18	Cal State Northridge ⁴	W	7-5
5/19	Cal State Fullerton ⁴	W	14-1 (5)
5/19	Cal State Fullerton ⁴	W	7-2
5/23	Michigan ⁵	W	2-0
5/24	Arizona ⁵	L	0-4
5/25	Louisiana-Lafayette ⁵	W	3-2
5/26	Washington ⁵	L	2-8

1 - Pac-10 Games
2 - UCLA Easton/Reebok Invitational (Easton Stadium)
3 - Speedline/USF Softball Classic (Tampa, Fla.)
4 - NCAA Regionals (Fullerton, Calif.)
5 - NCAA College World Series (Columbus, Ga.)

1997 (49-14, 21-7 Pac-10 - 2nd)

Head Coach: Sue Enquist

1/29	Loyola Marymount	W	3-0
1/29	Loyola Marymount	W	1-0
2/3	Saint Mary's	W	11-0 (5)
2/3	Saint Mary's	W	13-0 (5)
2/8	Fresno State	L	2-4
2/8	Fresno State	L	3-4
2/11	Long Beach State	W	3-2
2/11	Long Beach State	L	0-2
2/15	California ¹	L	0-7
2/15	California ¹	W	11-1 (5)
2/16	Stanford ¹	W	1-0
2/16	Stanford ¹	W	4-3
2/21	Utah ²	W	6-0
2/21	South Carolina ²	W	1-0
2/22	Texas State ²	W	16-0 (5)
2/22	Utah State ²	W	3-2 (8)
2/23	UNLV ²	W	9-1 (5)
2/28	Ball State ³	W	11-2 (5)
2/28	Illinois-Chicago ³	W	2-0
2/28	Oregon ³	W	19-0 (5)
3/1	San Diego State ³	W	13-0 (5)
3/1	Oklahoma State ³	W	6-2
3/2	Oregon State ³	W	5-0
3/2	Loyola Marymount ³	W	1-0
3/8	Cal State Northridge	W	9-2

3/8	Cal State Northridge	W	8-3
3/22	Oregon ¹	W	13-1 (5)
3/22	Oregon ¹	W	8-0
3/24	Oregon State ¹	W	5-2
3/24	Oregon State ¹	W	8-0
3/26	Stanford ¹	L	5-6 (10)
3/26	Stanford ¹	W	4-0
3/29	Arizona ¹	L	1-4
3/29	Arizona ¹	W	5-1
4/6	Cal Poly	L	0-1
4/6	Cal Poly	W	8-0
4/9	California ¹	W	6-5
4/9	California ¹	W	3-0 (8)
4/12	Washington ¹	L	6-7
4/12	Washington ¹	W	5-1
4/18	Arizona ¹	L	0-11 (5)
4/18	Arizona ¹	L	6-10
4/20	Arizona State ¹	W	2-0
4/20	Arizona State ¹	W	8-6
4/25	Oregon State ¹	W	1-0
4/25	Oregon State ¹	W	4-0
4/26	Oregon ¹	W	2-0
4/26	Oregon ¹	W	8-4
5/1	Washington ¹	W	11-6
5/1	Washington ¹	L	0-1
5/10	Arizona State ¹	W	5-2
5/10	Arizona State ¹	W	12-0 (5)
5/16	Nicholls State ⁴	W	3-0
5/17	Louisiana-Lafayette ⁴	L	1-4
5/17	Louisiana-Monroe ⁴	W	3-0
5/18	Louisiana-Lafayette ⁴	W	9-0 (5)
5/18	Louisiana-Lafayette ⁴	W	3-0
5/22	Fresno State ⁵	W	2-0 (8)
5/23	Arizona ⁵	L	0-2 (14)
5/24	Michigan ⁵	W	7-3
5/25	Washington ⁵	W	4-3
5/25	Washington ⁵	W	1-0
5/26	Arizona ⁵	L	2-10 (5)

1 - Pac-10 Games
2 - UNLV Classic (Las Vegas, Nev.)
3 - SDSU Tournament (Encinitas, Calif.)
4 - NCAA Regionals (Lafayette, La.)
5 - NCAA College World Series (Oklahoma City, Okla.)

1998 (18-27, 8-18 Pac-10 - 7th)

Head Coach: Sue Enquist

1/24	Saint Mary's	W	7-1
1/24	Saint Mary's	W	5-2 (5)
1/25	Santa Clara	W	4-0
1/25	Santa Clara	W	7-1
1/31	Loyola Marymount	W	5-3
1/31	Loyola Marymount	W	3-0
2/19	Stanford ²	L	7-8 (9)
2/19	Long Beach State ²	L	1-3
2/20	Michigan ²	L	1-3
2/21	LSU ²	L	1-3
2/21	San Diego State ²	W	8-0 (5)
2/21	Eastern Michigan ²	W	3-0
3/6	Tennessee ³	L	2-3 (8)
3/6	Indiana ³	L	2-6
3/7	Kansas ³	W	6-3
3/8	Fresno State ³	L	2-3 (8)
3/10	Notre Dame	W	4-3 (10)
3/29	Stanford ¹	L	0-2
3/29	Stanford ¹	L	0-3
4/3	Arizona ¹	L	3-16 (5)
4/3	Arizona ¹	L	9-11
4/4	Arizona State ¹	L	1-6
4/4	Arizona State ¹	W	2-0
4/11	Washington ¹	L	1-9 (5)
4/11	Washington ¹	L	1-2</

4/28 Washington ¹	W	3-2
4/28 Washington ¹	L	1-7
5/2 Oregon ¹	W	7-4
5/2 Oregon ¹	L	1-3
5/3 Oregon State ¹	W	3-0
5/3 Oregon State ¹	L	0-2
5/9 Arizona ¹	L	0-2
5/9 Arizona ¹	L	0-6
5/10 Arizona State ¹	L	1-2
5/10 Arizona State ¹	W	2-1

1 - Pac-10 Games
2 - SDSU Campbell/Cartier Classic (Poway, Calif.)
3 - Fresno State Classic (Fresno, Calif.)

1999 (63-6, 22-6 Pac-10 - 1st) NCAA CHAMPIONS

Head Coach: Sue Enquist		
2/5 Santa Clara	W	14-1 (5)
2/5 Santa Clara	W	3-0
2/12 Mississippi State ²	W	5-0
2/12 Maryland ²	W	11-0 (5)
2/13 Utah ²	W	8-0 (5)
2/13 Texas ²	W	5-4 (8)
2/14 New Mexico State ²	W	2-0
2/17 Cal State Northridge	W	6-0
2/17 Cal State Northridge	W	8-0 (5)
2/19 Kent State ³	W	9-0 (6)
2/19 Hawaii ³	W	10-2
2/20 Pacific ³	W	9-5
2/20 Florida International ³	W	5-0
2/21 Portland State ³	W	13-5 (6)
2/27 Sacramento State	W	8-2
2/27 Sacramento State	W	9-1 (5)
2/28 Long Beach State	W	6-1
2/28 Long Beach State	W	7-0
3/4 DePaul ⁴	W	1-0
3/5 Long Beach State ⁴	W	7-1
3/5 Oregon State ⁴	W	7-3
3/6 Creighton ⁴	W	16-4
3/6 Missouri ⁴	W	9-0 (6)
3/7 Fresno State ⁴	W	2-1
3/12 Mercer ⁵	W	8-0 (6)
3/12 Alabama ⁵	W	1-0
3/12 Winthrop ⁵	W	9-3
3/16 San Diego	W	7-0
3/16 San Diego	W	2-1
3/27 California ¹	W	4-3
3/27 California ¹	W	3-1
3/28 Stanford ¹	W	1-0
3/28 Stanford ¹	W	6-1
3/31 Cal State Northridge	W	2-1
3/31 Cal State Northridge	W	6-2
4/3 Washington ¹	L	1-4
4/3 Washington ¹	W	7-3
4/10 Arizona ¹	W	6-2
4/10 Arizona ¹	W	3-2
4/11 Arizona State ¹	W	8-0 (5)
4/11 Arizona State ¹	W	6-1
4/14 Loyola Marymount	W	3-0
4/14 Loyola Marymount	W	8-0 (6)
4/17 Oregon ¹	W	6-1
4/17 Oregon ¹	W	16-1 (5)
4/18 Oregon State ¹	W	10-0 (5)
4/18 Oregon State ¹	L	3-5
4/24 California ¹	W	6-2
4/24 California ¹	W	10-2
4/25 Stanford ¹	W	12-1 (5)
4/25 Stanford ¹	W	3-0
5/1 Oregon ¹	W	5-2
5/1 Oregon ¹	L	2-5
5/2 Oregon State ¹	L	3-5
5/2 Oregon State ¹	W	10-1 (5)
5/7 Arizona ¹	L	4-6 (8)
5/7 Arizona ¹	W	8-0 (5)
5/8 Arizona State ¹	W	7-1
5/8 Arizona State ¹	W	4-0
5/15 Washington ¹	W	2-0
5/15 Washington ¹	L	0-1
5/20 Alabama ⁶	W	7-0

5/21 Creighton ⁶	W	14-0
5/22 Minnesota ⁶	W	5-0
5/23 Missouri ⁶	W	12-5
5/27 DePaul ⁷	W	3-2 (9)
5/28 Fresno State ⁷	W	1-0
5/30 DePaul ⁷	W	2-1 (8)
5/31 Washington ⁷	W	3-2
1 - Pac-10 Games		
2 - Fiesta Bowl Classic (Tempe, Ariz.)		
3 - UNLV Softball Classic (Las Vegas, Nev.)		
4 - Fresno State Classic (Fresno, Calif.)		
5 - Frost Cutlery Tournament (Chattanooga, Tenn.)		
6 - NCAA Regionals (Easton Stadium)		
7 - NCAA College World Series (Oklahoma City, Okla.)		

2000 (46-12-1, 14-7 Pac-10 - 3rd)

Head Coach: Sue Enquist		
2/4 Maryland ²	W	9-0 (5)
2/4 Tennessee ²	W	10-0 (5)
2/5 South Florida ²	W	6-1
2/5 Florida International ²	W	11-0 (5)
2/6 Tennessee ²	W	6-0
2/6 Florida Atlantic ²	W	7-3
2/10 Texas Tech ³	W	3-2
2/11 Hofstra ³	W	6-1
2/11 Texas ³	W	5-4 (8)
2/12 Long Beach State ³	W	6-0
2/12 Hawaii ³	W	9-1
2/13 Hofstra ³	L	5-10
2/17 Sacramento State ⁴	L	1-2
2/18 Pacific ⁴	W	9-3
2/18 Michigan ^{4,5}	T	4-4 (6)
2/19 Tennessee ⁴	W	12-1
2/19 Fresno State ⁴	W	5-2 (8)
2/24 Cal State Northridge	W	4-0
2/24 Cal State Northridge	W	1-0
2/26 Fresno State	W	5-0
2/26 Fresno State	W	3-0
3/3 Loyola Marymount ⁶	W	2-0
3/3 San Diego ⁶	W	2-0
3/4 Saint Mary's ⁶	W	6-0
3/9 Cal Poly ⁷	W	7-0
3/10 Texas Tech ⁷	W	7-0
3/10 Florida State ⁷	W	3-0
3/11 Mississippi ⁷	W	4-0
3/11 Illinois State ⁷	L	2-3 (8)
3/12 Fresno State ⁷	L	0-1
3/31 California ¹	W	6-1
4/1 Stanford ¹	W	1-0
4/2 Stanford ¹	W	8-0 (5)
4/7 Oregon ¹	W	6-0
4/8 Oregon State ¹	W	4-1
4/9 Oregon State ¹	W	8-7
4/14 Arizona ¹	L	4-6
4/15 Arizona State ¹	W	5-1
4/16 Arizona State ¹	L	0-1
4/21 Washington ¹	L	1-3
4/22 Washington ¹	W	1-0
4/28 Stanford ¹	L	1-2 (10)
4/29 California ¹	W	8-0 (6)
4/30 California ¹	W	5-0
5/5 Arizona State ¹	W	2-0
5/6 Arizona ¹	L	9-12 (9)
5/7 Arizona ¹	L	1-9 (5)
5/10 Washington ¹	L	1-4
5/12 Oregon State ¹	W	6-1
5/13 Oregon ¹	W	5-2
5/13 Oregon ¹	W	12-4 (6)
5/18 Canisius ⁸	W	8-0 (5)
5/19 Long Beach State ⁸	W	10-4
5/20 Florida State ⁸	W	6-1
5/21 Florida State ⁸	W	7-1
5/25 Alabama ⁹	W	4-1
5/26 Washington ⁹	W	3-2
5/28 Southern Mississippi ⁹	W	6-0
5/29 Oklahoma ⁹	L	1-3
1 - Pac-10 Games		
2 - USF/Louisville Slugger Tourney (Tampa, Fla.)		
3 - Paradise Softball Classic (Honolulu, Hawaii)		
4 - SDSU Campbell/Cartier Classic (Poway, Calif.)		

5 - Game declared a tie after 7th inning was illegally played with international tiebreaker rule
6 - Torero Invitational (La Jolla, Calif.)
7 - Hollowell Chevrolet Softball Classic (Fresno, Calif.)
8 - NCAA Regionals (Easton Stadium)
9 - NCAA College World Series (Oklahoma City, Okla.)

2001 (62-6, 16-5 Pac-10 - 2ND)

Head Coach: Sue Enquist		
2/3 San Jose State ²	W	8-0 (5)
2/3 Cal State Northridge ²	W	13-0 (5)
2/3 Cal Poly ²	W	5-0
2/4 Cal State Northridge ²	W	7-0
2/4 Cal Poly ²	W	10-2 (6)
2/7 Cal State Fullerton	W	6-0
2/7 Cal State Fullerton	W	18-3 (5)
2/10 San Diego	W	8-0 (6)
2/10 San Diego	W	7-0
2/14 Long Beach State	W	7-0
2/16 Portland State ³	W	20-0 (5)
2/16 Kansas ³	W	15-1 (5)
2/17 Wisconsin ³	W	9-2
2/17 Nebraska ³	W	6-2
2/18 Florida International ³	W	10-0 (5)
2/23 Wisconsin ⁴	W	12-1 (5)
2/23 Cal State Fullerton ⁴	W	4-0
2/24 Texas ⁴	W	4-3 (8)
2/25 Wisconsin ⁴	W	1-0
2/26 Texas State	W	4-3 (10)
2/26 Texas State	W	3-1
3/2 Colorado State ⁵	W	11-3 (6)
3/2 Colorado State ⁵	W	2-0
3/3 South Florida ⁵	W	10-0 (5)
3/3 South Florida ⁵	W	5-3
3/4 UNLV ⁵	W	3-0
3/6 UC Riverside	W	10-0 (5)
3/6 UC Riverside	W	4-0
3/8 Colorado State ⁶	W	8-1
3/9 Cal Poly ⁶	W	9-1 (6)
3/9 DePaul ⁶	W	4-0
3/10 New Mexico State ⁶	W	4-0
3/10 Oregon State ⁶	W	3-2
3/11 Fresno State ⁶	W	8-2
3/14 UC Santa Barbara	W	6-1
3/30 Stanford ¹	L	0-1
3/31 California ¹	W	2-1 (9)
4/1 California ¹	W	5-1
4/4 Cal State Northridge	W	8-0
4/4 Cal State Northridge	W	12-1 (6)
4/6 Arizona State ¹	L	1-6
4/7 Arizona ¹	L	0-4
4/8 Arizona ¹	W	3-0
4/13 Washington ¹	W	5-4 (14)
4/14 Washington ¹	W	4-0
4/20 Oregon State ¹	L	1-2
4/21 Oregon ¹	W	4-3
4/22 Oregon ¹	W	6-3
4/25 UC Riverside	W	12-0 (5)
4/25 UC Riverside	W	8-0 (5)
4/27 California ¹	W	2-0
4/28 Stanford ¹	W	8-0 (5)
4/29 Stanford ¹	W	2-0
5/2 Washington ¹	W	4-3
5/4 Oregon ¹	W	6-4
5/5 Oregon State ¹	W	4-0
5/6 Oregon State ¹	W	4-1
5/11 Arizona ¹	L	0-4
5/12 Arizona State ¹	W	1-0
5/12 Arizona State ¹	W	8-6 (8)
5/17 Coastal Carolina ⁷	W	8-0 (5)
5/18 Cal State Northridge ⁷	W	9-0
5/19 San Diego State ⁷	W	3-1
5/20 San Diego State ⁷	W	11-0 (5)
5/24 Iowa ⁸	W	2-0
5/25 Stanford ⁸	W	5-0
5/27 LSU ⁸	W	6-0
5/28 Arizona ⁸	L	0-1
1 - Pac-10 Games		
2 - Spartan Early Bird Classic (San Jose, Calif.)		
3 - UNLV Classic (Las Vegas, Nev.)		

4 - Texas Invitational (Austin, Tex.)
5 - Easton Classic (Easton Stadium)
6 - Hollowell Chevrolet Softball Classic (Fresno, Calif.)
7 - NCAA Regionals (Easton Stadium)
8 - NCAA College World Series (Oklahoma City, Okla.)

2002 (55-9, 18-3 Pac-10 - 1st)

Head Coach: Sue Enquist			
2/1	Louisiana-Monroe ²	W	8-0 (5)
2/2	San Diego State ²	W	8-0 (5)
2/3	San Jose State ²	W	3-0
2/8	Texas Tech ³	W	11-0 (5)
2/8	Texas A&M ³	W	9-1 (5)
2/9	Texas ³	W	14-0 (5)
2/9	Nebraska ³	W	6-1
2/10	Utah State ³	W	9-0 (6)
2/10	Texas State ³	W	4-0
2/15	Texas Tech ⁴	W	13-2 (5)
2/15	Alabama ⁴	W	9-1
2/16	BYU ⁴	W	10-2 (5)
2/16	Nebraska ⁴	W	11-2 (5)
2/17	LSU ⁴	W	7-0
2/20	UC Riverside	W	14-0 (5)
2/20	UC Riverside	W	6-0
2/23	Long Beach State	L	2-3 (9)
2/23	Long Beach State	W	10-0
2/27	Cal State Fullerton	L	1-3
2/27	Cal State Fullerton	W	5-2
3/1	Texas A&M-Corpus Christi ⁵	W	9-1 (5)
3/1	Texas A&M-Corpus Christi ⁵	W	8-0 (5)
3/2	Purdue ⁵	W	4-2
3/2	Purdue ⁵	W	3-0
3/3	Florida ⁵	W	11-1
3/8	Long Beach State ⁶	W	4-1
3/8	UNC Greensboro ⁶	W	8-0 (6)
3/8	Iowa ⁶	W	4-0
3/9	Virginia ⁶	W	2-0
3/9	Iowa ⁶	L	0-1
3/9	Virginia ⁶	W	3-0
3/13	UC Santa Barbara	W	7-1
3/13	UC Santa Barbara	W	4-0
3/25	Fresno State	W	1-0
3/25	Fresno State	W	7-0
3/29	Washington ¹	W	2-0
3/30	Washington ¹	L	6-9
4/5	Arizona State ¹	L	2-3
4/6	Arizona ¹	L	2-3
4/7	Arizona ¹	W	6-5
4/12	Stanford ¹	W	3-2
4/13	California ¹	W	3-0
4/14	California ¹	W	1-0 (10)
4/19	Oregon State ¹	W	7-0
4/20	Oregon ¹	W	7-0
4/21	Oregon ¹	W	3-1
4/24	Washington ¹	W	5-3
4/26	California ¹	W	3-0
4/27	Stanford ¹	W	13-2 (5)
4/28	Stanford ¹	W	2-0
5/3	Oregon ¹	W	2-1
5/4	Oregon State ¹	W	10-1
5/5	Oregon State ¹	W	8-0
5/10	Arizona ¹	W	4-2
5/11	Arizona State ¹	W	4-1
5/11	Arizona State ¹	W	6-1
5/16	Liberty ⁷	W	3-0
5/17	Eastern Kentucky ⁷	W	10-0 (5)
5/18	Georgia ⁷	W	2-1 (8)
5/19	South Carolina ⁷	L	1-2
5/19	South Carolina ⁷	W	1-0
5/23	Florida State ⁸	L	1-2 (9)
5/25	Oklahoma ⁸	W	2-0
5/25	Arizona State ⁸	L	1-2
1 - Pac-10 Games			
2 - Northridge Early Bird Classic (Easton Stadium)			
3 - Fiesta Bowl Classic (Tempe, Ariz.)			
4 - UNLV Classic (Las Vegas, Nev.)			
5 - Winsberg Memorial Tournament (Estadio Stadium)			
6 - National Invitational SB Tourney (San Jose, Calif.)			
7 - NCAA Regionals (Columbia, S.C.)			
8 - NCAA College World Series (Oklahoma City, Okla.)			

2003 (54-7, 17-4 PAC-10 - 2ND)

NCAA CHAMPIONS

Head Coach: Sue Enquist

1/31 Loyola Marymount ²	W	9-0 (5)
2/1 Cal State Fullerton ²	L	0-2
2/1 Alabama ²	W	5-4
2/2 Cal State Northridge ²	W	2-0
2/5 UC Riverside	W	15-0
2/5 UC Riverside	W	20-0 (5)
2/14 South Carolina ³	W	12-0 (5)
2/14 LSU ³	W	2-0
2/15 Hawai'i ³	W	10-2 (6)
2/15 Nebraska ³	W	5-1
2/16 Utah ³	W	7-0
2/21 Rutgers ⁴	W	8-1
2/21 Florida Atlantic ⁴	W	7-0
2/22 Florida International ⁴	W	3-0
2/22 Long Island ⁴	W	7-0
2/23 Rutgers ⁴	W	8-0 (5)
2/26 UC Santa Barbara	W	6-0
2/26 UC Santa Barbara	W	2-0
2/28 Boston College ⁵	W	9-0 (5)
2/28 Missouri ⁵	W	8-0 (5)
3/1 Missouri ⁵	W	5-0
3/1 Boston College ⁵	W	10-1 (5)
3/2 Missouri ⁵	W	2-0
3/6 BYU ⁶	W	6-0
3/7 St. John's ⁶	W	8-0 (5)
3/8 Cal Poly ⁶	W	5-0
3/9 DePaul ⁶	L	0-1
3/9 Fresno State ⁶	W	5-0
3/25 Cal State Fullerton	W	11-2 (5)
3/25 Cal State Fullerton	W	8-2
3/28 Stanford ¹	W	5-0
3/29 California ¹	W	3-0
3/30 California ¹	W	4-1 (8)
4/4 Arizona State ¹	W	6-0
4/5 Arizona ¹	L	0-3
4/6 Arizona ¹	L	1-5
4/11 Oregon State ¹	W	6-1
4/12 Oregon ¹	L	4-5
4/13 Oregon ¹	W	9-3
4/18 Washington ¹	W	5-2
4/19 Washington ¹	W	10-0 (6)
4/25 California ¹	W	10-0 (5)
4/26 Stanford ¹	W	1-0
4/27 Stanford ¹	W	3-2 (8)
4/30 Washington ¹	W	11-0
5/2 Oregon ¹	W	4-3
5/4 Oregon State ¹	W	10-2 (6)
5/4 Oregon State ¹	W	9-1 (5)
5/9 Arizona ¹	L	5-7
5/10 Arizona State ¹	W	8-0 (6)
5/10 Arizona State ¹	W	9-0 (5)
5/15 Colgate ⁷	W	8-0 (6)
5/16 Fresno State ⁷	W	3-0
5/17 Michigan State ⁷	W	6-2
5/18 Michigan State ⁷	W	5-0
5/22 California ⁸	L	3-7 (10)
5/24 Louisiana-Lafayette ⁸	W	5-1
5/24 Washington ⁸	W	2-1
5/25 Texas ⁸	W	3-0
5/25 Texas ⁸	W	2-1
5/26 California ⁸	W	1-0 (9)

- 1 - Pac-10 Games
- 2 - Winsberg Memorial Tournament (Easton Stadium)
- 3 - UNLV Classic (Las Vegas, Nev.)
- 4 - FAU Worth Invitational (Boca Raton, Fla.)
- 5 - Easton Classic (Easton Stadium)
- 6 - Hollowell Chevrolet Softball Classic (Fresno, Calif.)
- 7 - NCAA Regionals (Fresno, Calif.)
- 8 - NCAA College World Series (Oklahoma City, Okla.)

2004 (47-9, 12-8 PAC-10 - 4TH)

NCAA CHAMPIONS

Head Coach: Sue Enquist

2/7 Santa Clara ²	W	4-0
2/7 Washington ²	W	5-3

2/8 Long Beach State ²	W	5-1
2/8 San Diego State ²	W	6-2
2/13 Nebraska ³	W	10-1 (5)
2/13 DePaul ³	W	10-2 (6)
2/14 Portland State ³	W	5-0
2/14 Wisconsin ³	W	8-0 (5)
2/15 Michigan ³	W	3-0
2/20 Baylor ⁴	W	9-0 (5)
2/20 Tennessee ⁴	W	3-0
2/21 Northwestern ⁴	W	5-1
2/21 Penn State ⁴	W	5-2
2/28 UC Santa Barbara ⁵	W	10-0 (6)
2/28 UC Santa Barbara ⁵	W	7-0
2/29 Long Beach State ⁵	W	4-0
3/5 Syracuse ⁶	W	4-1
3/5 Cal Poly ⁶	W	4-0
3/6 San Diego State ⁶	W	1-0 (10)
3/7 Nevada ⁶	W	3-0
3/7 Cal Poly ⁶	W	4-0
3/11 Long Beach State ⁷	W	5-1
3/12 North Texas ⁷	W	6-0
3/13 Utah ⁷	W	7-2
3/13 San Diego State ⁷	W	2-0
3/14 Oregon State ⁷	L	2-3
3/14 Fresno State ⁷	W	2-1 (9)
3/30 Cal State Fullerton	W	4-3
4/3 Arizona ¹	L	5-7
4/4 Arizona ¹	L	4-5
4/9 Washington ¹	L	1-3
4/10 Washington ¹	L	5-6
4/16 Oregon State ¹	W	6-0
4/17 Oregon ¹	L	3-4
4/18 Oregon ¹	W	3-2 (10)
4/23 Stanford ¹	L	0-1
4/24 California ¹	W	5-1
4/25 California ¹	W	3-1
4/30 Oregon ¹	W	2-0
5/1 Oregon State ¹	W	2-0
5/2 Oregon State ¹	W	3-1
5/5 Washington ¹	L	0-1
5/7 California ¹	L	1-2
5/8 Stanford ¹	W	6-2
5/9 Stanford ¹	W	7-1
5/14 Arizona ¹	W	3-2
5/15 Arizona State ¹	W	6-0
5/15 Arizona State ¹	W	10-0 (5)
5/20 Mississippi Valley State ⁸	W	8-0 (5)
5/21 Louisville ⁸	W	2-0
5/22 Alabama ⁸	W	5-2 (9)
5/23 Alabama ⁸	W	7-0
5/27 Stanford ⁹	W	8-2
5/28 LSU ⁹	W	2-0
5/30 Stanford ⁹	W	3-1 (12)
5/31 California ⁹	W	3-1

- 1 - Pac-10 Games
- 2 - Long Beach State Invitational (Lakewood, Calif.)
- 3 - UNLV Classic (Las Vegas, Nev.)
- 4 - Palm Springs Classic (Cathedral City, Calif.)
- 5 - Winsberg Memorial Tournament (Easton Stadium)
- 6 - SDSU Tournament (San Diego, Calif.)
- 7 - Clovis Auto Row Classic (Fresno, Calif.)
- 8 - NCAA Regionals (Easton Stadium)
- 9 - NCAA College World Series (Oklahoma City, Okla.)

2005 (40-20, 11-10 PAC-10 - 5TH)

Head Coach: Sue Enquist

1/30 UC Santa Barbara	W	5-1
1/30 UC Santa Barbara	W	9-1
2/2 UC Riverside ²	W	3-0
2/4 Georgia ³	W	4-3 (8)
2/4 Georgia ³	W	7-0
2/5 Cal State Fullerton ³	L	3-4
2/5 Georgia ³	W	6-0
2/6 Cal State Fullerton ³	W	6-0
2/13 Syracuse ⁴	L	1-2
2/18 Georgia ⁴	W	2-0
2/25 Bethune-Cookman ⁶	W	5-0
2/25 Notre Dame ⁶	W	3-1
2/26 Oklahoma State ⁶	L	1-2

2/26 Wisconsin ⁶	W	2-0
2/27 Texas ⁶	L	0-3 (8)
3/3 Kent State ⁷	W	4-1
3/4 Mississippi ⁷	L	2-3 (14)
3/4 Iowa State ⁷	W	9-0 (5)
3/5 St. John's ⁷	W	3-0
3/6 Santa Clara ⁷	W	6-5
3/6 Fresno State ⁷	W	7-0
3/15 Texas	L	0-1 (8)
3/17 Utah State	W	8-0 (5)
3/17 Utah State	W	8-7
3/29 Cal State Fullerton	W	8-0 (6)
4/1 Oregon State ¹	L	1-2 (8)
4/2 Oregon ¹	L	1-3
4/2 Oregon ¹	L	1-2
4/9 California ¹	L	1-2
4/10 California ¹	W	2-1
4/15 Arizona State ¹	W	4-0
4/16 Arizona ¹	W	9-1 (6)
4/17 Arizona ¹	W	5-4
4/22 Washington ¹	W	4-3
4/23 Washington ¹	L	1-2
4/27 Washington ¹	L	2-3
4/29 California ¹	L	2-3
4/30 Stanford ¹	L	5-7
5/1 Stanford ¹	W	8-0 (5)
5/1 Stanford ¹	L	3-5
5/6 Arizona ¹	W	6-0
5/7 Arizona State ¹	W	6-1
5/8 Arizona State ¹	W	8-0 (5)
5/12 Oregon ¹	L	0-3
5/13 Oregon State ¹	W	9-0 (5)
5/14 Oregon State ¹	W	5-1
5/20 Loyola Marymount ⁸	W	6-1
5/21 Cal State Fullerton ⁸	L	1-2 (11)
5/21 UNLV ⁸	W	4-1
5/22 Cal State Fullerton ⁸	W	6-0
5/22 Cal State Fullerton ⁸	W	3-1
5/27 Georgia ⁹	L	1-4
5/28 Georgia ⁹	W	5-4
5/28 Georgia ⁹	W	3-2
6/2 California ¹⁰	W	2-1
6/3 Tennessee ¹⁰	W	3-1
6/5 Texas ¹⁰	W	3-0
6/6 Michigan ¹¹	W	5-0
6/7 Michigan ¹¹	L	2-5
6/8 Michigan ¹¹	L	1-4 (10)

- 1 - Pac-10 Games
- 2 - Game played in Irvine, Calif.
- 3 - Winsberg Memorial Tournament (Easton Stadium)
- 4 - ASU Kajikawa Classic (Tempe, Ariz.)
- 5 - SDSU Campbell/Cartier Classic (Poway, Calif.)
- 6 - Palm Springs Classic (Cathedral City, Calif.)
- 7 - Bingham Toyota Bulldog Classic (Fresno, Calif.)
- 8 - NCAA Regionals (Easton Stadium)
- 9 - NCAA Super Regionals (Easton Stadium)
- 10 - NCAA College World Series (Oklahoma City, Okla.)
- 11 - WCWS Championship Series (Oklahoma City, Okla.)

2006 (50-9, 15-5 PAC-10 - 1st)

Head Coach: Sue Enquist

2/9 Sacramento State ²	W	22-3 (5)
2/9 Cal Poly ²	W	13-0 (5)
2/10 UC Santa Barbara ²	W	9-3
2/11 Massachusetts ²	W	8-0 (6)
2/12 San Diego State ²	W	2-1
2/15 Long Beach State	L	0-1
2/18 Fresno State	W	2-0
2/19 Fresno State	W	1-0 (10)
2/21 UC Riverside	W	2-0
2/24 Ohio State ³	W	4-1
2/24 LSU ³	W	3-1
2/25 Kansas ³	W	4-3
2/25 Texas A&M ³	W	5-0
2/26 Oklahoma ³	W	2-0
3/3 Cal Poly ⁴	W	9-1 (5)
3/3 Cal Poly ⁴	W	8-0 (5)
3/4 San Jose State ⁴	W	8-0 (5)
3/4 San Jose State ⁴	W	8-2

3/5 Santa Clara ⁴	W	8-2
3/5 Santa Clara ⁴	W	8-1
3/8 Cal State Fullerton	W	1-0 (10)
3/10 Mississippi State ⁵	W	2-0
3/11 Mercer ⁵	W	8-0 (6)
3/11 Syracuse ⁵	W	3-0
3/12 Mississippi State ⁵	W	3-0
3/12 Long Beach State ⁵	W	4-2
3/14 UNLV	W	11-4
3/15 Michigan	W	6-4 (10)
3/25 Cal State Northridge	W	1-0
3/26 Northwestern	L	2-3
3/31 Stanford ¹	W	5-4
4/1 California ¹	L	3-10
4/2 California ¹	W	3-1
4/7 Arizona State ¹	W	7-4
4/8 Arizona ¹	W	2-1
4/9 Arizona ¹	W	8-3
4/14 Washington ¹	W	6-0
4/21 Oregon State ¹	L	0-2
4/22 Oregon ¹	W	9-3
4/23 Oregon ¹	W	5-2
4/26 Washington ¹	L	2-3 (12)
4/26 Washington ¹	W	7-6
4/28 Arizona ¹	W	8-2
4/29 Arizona State ¹	W	1-0
4/30 Arizona State ¹	W	3-1
5/5 Oregon ¹	W	7-0
5/6 Oregon State ¹	W	1-0
5/11 California ¹	W	2-0
5/12 Stanford ¹	L	2-3
5/13 Stanford ¹	L	4-5
5/19 Missouri State ⁶	W	11-2 (6)
5/20 Long Beach State ⁶	W	5-0
5/21 San Diego State ⁶	W	7-0
5/27 South Florida ⁷	W	2-0
5/28 South Florida ⁷	W	3-1
6/1 Tennessee ⁸	L	3-4
6/3 Alabama ⁸	W	4-1
6/3 Texas ⁸	W	2-0
6/4 Northwestern ⁸	L	1-3 (8)

- 1 - Pac-10 Games
- 2 - SDSU Campbell/Cartier Classic (Poway, Calif.)
- 3 - Palm Springs Classic (Cathedral City, Calif.)
- 4 - Winsberg Memorial Tournament (Easton Stadium)
- 5 - Long Beach State Invitational (Lakewood, Calif.)
- 6 - NCAA Regionals (Easton Stadium)
- 7 - NCAA Super Regionals (Easton Stadium)
- 8 - NCAA College World Series (Oklahoma City, Okla.)

2007 (37-18, 12-9 PAC-10 - T3RD)

Head Coach: Kelly Inouye-Perez

2/9	Texas ²	L	0-1
2/9	Syracuse ²	W	14-4 (6)
2/10	Texas A&M ²	L	4-5
2/10	New Mexico ²	L	1-13 (5)
2/11	Nevada ²	W	9-1 (5)
2/13	UC Riverside	W	14-0 (5)
2/16	Colorado State ³	W	10-2 (5)
2/16	Central Florida ³	W	3-0
2/17	Oklahoma State ³	L	1-8
2/17	UNLV ³	W	8-0 (5)
2/18	Wright State ³	W	12-2 (5)
2/23	Michigan State ⁴	W	8-0 (6)
2/23	Tennessee ⁴	L	1-6
2/24	Maryland ⁴	W	6-0
2/25	Northwestern ⁴	W	8-6
2/27	Loyola Marymount	W	5-2
3/2	Long Beach State ⁵	W	11-0 (5)
3/2	Illinois State ⁵	L	1-2
3/3	Loyola-Chicago ⁵	W	3-0
3/3	Florida ⁵	W	10-2 (6)
3/4	Loyola-Chicago ⁵	W	9-1 (5)
3/7	Cal State Fullerton	W	8-1
3/9	Southern Utah ⁶	W	7-2
3/9	Eastern Kentucky ⁶	W	8-0 (5)
3/10	Canisius ⁶	W	1-0
3/10	Long Beach State ⁶	W	12-1 (5)
3/11	Notre Dame ⁶	W	9-3

3/13	Southern Utah	W	1-0
3/25	Cal Poly	W	3-0
3/25	Cal Poly	W	1-0
3/27	UC Santa Barbara	L	1-3
3/30	Arizona State ¹	L	0-6
3/31	Arizona ¹	W	2-0
4/1	Arizona ¹	L	2-11
4/6	Washington ¹	W	10-6
4/7	Washington ¹	L	6-8
4/13	Oregon State ¹	L	0-7
4/14	Oregon ¹	W	13-3
4/15	Oregon ¹	W	5-1
4/20	Stanford ¹	L	4-6
4/21	California ¹	W	11-0 (5)
4/22	California ¹	W	5-3
4/25	Washington ¹	L	3-8
4/27	Oregon ¹	W	8-0 (5)
4/28	Oregon State ¹	W	6-3
4/29	Oregon State ¹	W	5-3
5/4	California ¹	L	1-3
5/5	Stanford ¹	W	3-0
5/6	Stanford ¹	L	1-4
5/10	Arizona ¹	W	7-4
5/11	Arizona State ¹	W	4-3
5/12	Arizona State ¹	L	4-7
5/18	Loyola Marymount ⁷	W	6-3
5/19	Hawai'i ⁷	L	1-3 (8)
5/19	Loyola Marymount ⁷	L	2-4

- 1 - Pac-10 Games
- 2 - ASU Kajikawa Classic (Tempe, Ariz.)
- 3 - Louisville Slugger Desert Classic (Las Vegas, Nev.)
- 4 - Palm Springs Classic (Cathedral City, Calif.)
- 5 - Winsberg Memorial Tournament (Easton Stadium)
- 6 - Long Beach State Invitational (Lakewood, Calif.)
- 7 - NCAA Regionals (Easton Stadium)

2008 (51-9, 17-4 PAC-10 - 2ND)

Head Coach: Kelly Inouye-Perez

2/8	Nevada ²	W	10-1 (5)
2/8	Oklahoma ²	W	6-1
2/9	Santa Clara ²	W	27-1 (5)
2/9	UC Santa Barbara ²	W	7-5 (8)
2/10	Oklahoma ²	L	0-7
2/15	Missouri ³	W	4-0
2/15	South Carolina ³	W	6-2
2/16	Illinois ³	L	2-6
2/16	Portland State ³	W	7-4
2/17	Wisconsin ³	W	4-1
2/22	Massachusetts ⁴	W	4-2
2/22	Georgia ⁴	W	5-2
2/23	Baylor ⁴	W	6-1
2/23	Hawai'i ⁴	W	3-0
2/24	Northwestern ⁴	W	6-2
2/27	Cal State Bakersfield	W	3-0
2/29	James Madison ⁵	W	8-0 (5)
2/29	San Diego ⁵	W	10-0 (6)
3/1	Eastern Michigan ⁵	W	8-0 (6)
3/1	San Diego State ⁵	W	2-1 (9)
3/2	Saint Peter's ⁵	W	10-0 (5)
3/5	UNLV	W	1-0
3/7	Virginia Tech ⁶	W	1-0
3/7	Notre Dame ⁶	W	3-2
3/8	Rutgers ⁶	W	9-0
3/8	Northwestern ⁶	W	2-0
3/9	Long Beach State ⁶	W	1-0 (8)
3/12	Cal State Fullerton	L	0-1 (8)
3/13	Cal State Northridge	W	7-0
3/25	UC Santa Barbara	W	7-2
3/25	UC Santa Barbara	W	8-1
3/28	Oregon State ¹	W	3-0
3/29	Oregon ¹	W	2-0
3/30	Oregon ¹	W	12-0 (5)
4/2	Washington ¹	W	7-6 (8)
4/4	Stanford ¹	W	3-1
4/5	California ¹	W	2-1
4/6	California ¹	W	5-0
4/11	Arizona State ¹	L	0-3
4/12	Arizona ¹	L	0-8 (6)

4/13	Arizona ¹	W	2-1
4/18	Washington ¹	W	2-1
4/19	Washington ¹	W	4-0
4/25	California ¹	W	7-2
4/26	Stanford ¹	W	1-0
4/27	Stanford ¹	W	4-1
5/2	Arizona ¹	W	2-1
5/3	Arizona State ¹	W	5-0
5/4	Arizona State ¹	L	2-5
5/8	Oregon ¹	W	3-1
5/9	Oregon State ¹	L	3-5
5/10	Oregon State ¹	W	5-1
5/16	Cal State Fullerton ⁷	W	8-3
5/17	Nevada ⁷	W	6-4 (9)
5/18	Nevada ⁷	W	4-3
5/24	Georgia ⁸	W	6-1
5/25	Georgia ⁸	W	6-0
5/29	Arizona ⁹	W	1-0
5/30	Arizona State ⁹	L	0-4
5/31	Florida ⁹	L	0-2

- 1 - Pac-10 Games
- 2 - Winsberg Memorial Tournament (Easton Stadium)
- 3 - Louisville Slugger Desert Classic (Las Vegas, Nev.)
- 4 - Palm Springs Classic (Cathedral City, Calif.)
- 5 - San Diego Classic I (San Diego, Calif.)
- 6 - Long Beach State Invitational (Lakewood, Calif.)
- 7 - NCAA Regionals (Easton Stadium)
- 8 - NCAA Super Regionals (Easton Stadium)
- 9 - NCAA College World Series (Oklahoma City, Okla.)

2009 (45-11, 16-5 PAC-10 - 1st)

Head Coach: Kelly Inouye-Perez

2/7	Purdue ²	L	1-2
2/7	Indiana ²	W	10-2 (5)
2/8	Cal Poly ²	W	6-1
2/8	San Diego State ²	W	6-2 (9)
2/13	UNLV ³	W	9-7
2/13	Northwestern ³	W	16-10
2/14	Michigan ³	L	4-7
2/14	Kentucky ³	W	9-6
2/15	South Dakota State ³	W	12-0 (5)
2/17	Simon Fraser	W	13-2 (5)
2/20	Alabama ⁴	W	4-1
2/21	Massachusetts ⁴	W	4-2
2/21	North Carolina State ⁴	W	12-1 (5)
2/22	Maryland ⁴	W	5-0
2/22	Fresno State ⁴	W	10-2 (6)
2/25	Cal State Fullerton	W	6-2
2/27	Utah ⁵	W	7-1
2/27	Colorado State ⁵	W	4-0
2/28	San Diego State ⁵	W	4-3
3/1	Missouri ⁵	W	2-1
3/1	San Diego ⁵	W	13-0
3/6	Florida International ⁶	W	5-3
3/6	Iowa ⁶	W	2-1 (8)
3/7	Syracuse ⁶	W	11-0 (5)
3/8	Longwood ⁶	W	12-2 (6)
3/8	Long Beach State ⁶	L	1-2
3/10	Notre Dame	W	3-1
3/24	UC Santa Barbara	W	8-0 (6)
3/24	UC Santa Barbara	L	2-7
3/27	Stanford ¹	W	7-4
3/28	California ¹	L	6-7
3/29	California ¹	L	5-9
4/3	Arizona State ¹	L	0-5
4/4	Arizona ¹	L	2-9
4/5	Arizona ¹	W	3-2
4/10	Washington ¹	W	2-0 (11)
4/11	Washington ¹	W	10-0 (5)
4/17	Oregon State ¹	W	8-1
4/18	Oregon ¹	W	9-2
4/19	Oregon ¹	W	6-0
4/24	Arizona ¹	W	2-1
4/25	Arizona State ¹	W	9-1 (5)
4/26	Arizona State ¹	W	10-4
4/29	Washington ¹	L	0-3
5/1	Oregon ¹	W	8-0 (6)
5/2	Oregon State ¹	W	4-3
5/3	Oregon State ¹	W	9-1 (6)

5/7	California ¹	W	2-1
5/8	Stanford ¹	W	1-0
5/9	Stanford ¹	W	8-0 (6)
5/15	Long Beach State ⁷	W	4-2
5/16	Fresno State ⁷	W	4-2
5/17	Fresno State ⁷	W	9-5
5/23	Missouri ⁸	L	1-2
5/24	Missouri ⁸	W	5-2
5/24	Missouri ⁸	L	1-9 (5)

- 1 - Pac-10 Games
- 2 - Winsberg Memorial Tournament (Easton Stadium)
- 3 - Louisville Slugger Desert Classic (Las Vegas, Nev.)
- 4 - Cathedral City Classic (Cathedral City, Calif.)
- 5 - San Diego Classic I (San Diego, Calif.)
- 6 - Long Beach State Invitational (Lakewood, Calif.)
- 7 - NCAA Regionals (Easton Stadium)
- 8 - NCAA Super Regionals (Easton Stadium)

2010 (50-11, 14-7 PAC-10 - 2ND)

NCAA CHAMPIONS

Head Coach: Kelly Inouye-Perez

2/13	Florida Atlantic ²	W	11-0 (5)
2/13	Tennessee ²	W	11-1 (6)
2/14	Michigan ²	L	2-4 (13)
2/14	Georgia ²	W	3-2
2/17	UC Santa Barbara	W	14-0 (5)
2/17	UC Santa Barbara	W	11-1 (6)
2/19	Cal State Northridge ³	W	9-0 (5)
2/19	Cal Poly ³	W	8-0 (5)
2/20	UC Davis ³	W	8-0 (6)
2/20	Cal State Northridge ³	W	7-2
2/21	Portland State ³	W	11-0 (6)
2/24	Cal State Fullerton	W	9-6
2/26	Colorado State ⁴	W	4-3
2/26	Texas ⁴	W	9-1 (6)
2/27	Baylor ⁴	L	5-7
2/27	Northwestern ⁴	W	10-5 (8)
2/28	Ohio State ⁴	L	0-7
3/3	UC Riverside	L	2-3
3/5	Fresno State ⁵	W	5-4
3/6	UTEP ⁵	W	6-0
3/10	North Carolina	W	1-0
3/21	CSU Bakersfield	W	8-0 (6)
3/21	CSU Bakersfield	W	7-0
3/23	Cal Poly	W	5-3
3/23	Cal Poly	W	4-1
3/26	Long Beach State	W	11-3 (6)
3/27	UNLV	W	8-0 (5)
3/27	UNLV	W	11-3 (5)
3/28	Loyola Marymount	W	8-2
3/28	Loyola Marymount	W	5-0 (5)
4/1	Washington ¹	W	1-0
4/2	Washington ¹	L	1-3
4/3	Washington ¹	L	2-7
4/9	Arizona State ¹	L	5-8
4/10	Arizona State ¹	L	2-4
4/11	Arizona State ¹	L	1-2
4/16	Oregon State ¹	W	12-0 (5)
4/17	Oregon State ¹	W	4-2
4/18	Oregon State ¹	W	10-6
4/23	Stanford ¹	W	10-0 (5)
4/24	Stanford ¹	W	7-3
4/25	Stanford ¹	W	10-1 (6)
4/30	Oregon ¹	W	11-4
5/1	Oregon ¹	W	10-2 (5)
5/2	Oregon ¹	W	10-2 (6)
5/7	California ¹	W	4-2
5/8	California ¹	W	3-1
5/9	California ¹	L	2-4
5/13	Arizona ¹	W	6-5 (8)
5/14	Arizona ¹	L	3-5
5/15	Arizona ¹	W	6-4
5/21	Saint Mary's ⁶	W	11-4
5/22	San Diego State ⁶	W	4-3
5/23	Fresno State ⁶	W	7-2
5/29	Louisiana-Lafayette ⁷	W	10-2 (5)
5/30	Louisiana-Lafayette ⁷	W	10-1 (5)
6/3	Florida ⁸	W	16-3 (6)

6/4	Hawai'i ⁸	W	5-2
6/6	Georgia ⁸	W	5-2
6/7	Arizona ⁹	W	6-5 (8)
6/8	Arizona ⁹	W	15-9

- 1 - Pac-10 Games
- 2 - Dot Richardson Invitational (Clermont, Fla.)
- 3 - Winsberg Memorial Tournament (Easton Stadium)
- 4 - Cathedral City Classic (Cathedral City, Calif.)
- 5 - San Diego Classic (San Diego, Calif.)
- 6 - NCAA Regionals (Easton Stadium)
- 7 - NCAA Super Regionals (Easton Stadium)
- 8 - NCAA College World Series (Oklahoma City, Okla.)
- 9 - WCWS Championship Series (Oklahoma City, Okla.)

2011 (36-19, 9-12 PAC-10 - T6TH)

Head Coach: Kelly Inouye-Perez

2/11	Utah State ²	W	19-0 (5)
2/11	North Dakota State ²	W	7-0
2/12	North Dakota State ²	W	15-2 (5)
2/12	UCF ²	W	10-2 (5)
2/13	San Diego State ²	W	8-2
2/18	SIU Edwardsville ³	W	3-2 (9)
2/18	Arkansas ³	L	3-4
2/19	Utah ³	W	6-2
2/19	Portland State ³	W	3-0
2/20	Utah State ³	W	13-3 (6)
2/23	Cal State Northridge	W	8-0 (5)
2/25	Florida ⁴	L	1-4
2/25	Oklahoma ⁴	W	3-0
2/26	Tennessee ⁴	L	1-7
2/27	Northwestern ⁴	W	5-4 (8)
2/27	Ohio State ⁴	W	12-5
3/4	BYU ⁵	W	5-2
3/4	Baylor ⁵	L	1-5
3/5	San Diego State ⁵	W	3-1
3/5	Cal Poly ⁵	W	4-0
3/11	Sacramento State ⁶	W	5-3
3/11	Long Beach State ⁶	W	7-3
3/12	Cal State Fullerton ⁶	W	11-2 (5)
3/12	BYU ⁶	L	4-6
3/13	Saint Mary's ⁶	W	12-1 (5)
3/24	Ohio	W	9-1 (5)
3/29	UC Santa Barbara	W	12-2 (5)
3/29	UC Santa Barbara	W	10-4
4/1	Oregon State ¹	W	6-2
4/2	Oregon State ¹	W	9-1 (6)
4/3	Oregon State ¹	W	12-2 (5)
4/6	Loyola Marymount	W	5-4
4/8	Stanford ¹	W	6-5 (14)
4/9	Stanford ¹	L	2-6
4/10	Stanford ¹	L	1-5
4/15	Arizona State ¹	W	4-1
4/16	Arizona State ¹	L	0-2
4/17	Arizona State ¹	L	0-5
4/21	Washington ¹	W	4-0
4/22	Washington ¹	W	5-2
4/23	Washington ¹	L	3-4 (9)
4/29	California ¹	L	2-7
4/30	California ¹	L	1-9 (5)
5/1	California ¹	L	1-2
5/6	Arizona ¹	L	1-5
5/7	Arizona ¹	L	1-7
5/8	Arizona ¹	W	5-1
5/12	Oregon ¹	L	5-6
5/13	Oregon ¹	W	7-4
5/14	Oregon ¹	L	0-5
5/20	Jacksonville ⁷	W	2-0
5/21	Florida ⁷	L	2-4
5/21	Jacksonville ⁷	W	12-4
5/22	Florida ⁷	W	3-2
5/22	Florida ⁷	L	3-11 (5)
1 - Pac-10 Games			
2 - Winsberg Memorial Tournament (Easton Stadium)			
3 - Louisville Slugger Desert Classic (Las Vegas, Nev.)			
4 - Cathedral City Classic (Cathedral City, Calif.)			
5 - Campbell/Carter Classic (San Diego, Calif.)			
6 - Long Beach Marriott Invitational (Long Beach, Calif.)			
7 - NCAA Regionals (Gainesville, Fla.)			

ARIZONA

All-Time	UCLA 71-53
Streak	UCLA +1
At UCLA	UCLA 36-20
At Arizona	UCLA 29-25
Neutral	Arizona 8-6
Last Five	UCLA 3-2
Last 10	UCLA 7-3
Pac-10/12 Games	UCLA 44-42
Pac-10/12 Home	UCLA 27-17
Pac-10/12 Road	Arizona 25-17
NCAA Tournament	Arizona 8-6
College World Series	Arizona 8-6
1-Run Games	UCLA 30-14
Mercy-Rule Games	Arizona 5-2
Shutouts	UCLA 36-19
Extra Innings	Arizona 6-5
4/12/80	A W 6-3
4/12/80	A W 2-1
4/25/80	H W 5-0
4/25/80	H W 2-0
3/28/81	A W 3-2
3/28/81	A W 6-3
4/24/81	H W 4-2
4/24/81	H W 6-0
3/12/82	A W 2-0 (14)
3/12/82	A W 5-0
4/24/82	H L 1-2
4/24/82	H W 1-0
4/2/83	A W 4-0
4/2/83	A W 5-0
5/1/83	H W 1-0
5/1/83	H W 1-0 (8)
3/30/84	H W 1-0 (10)
3/30/84	H W 1-0
5/4/85	A W 3-0
5/4/85	A W 1-0
4/5/86	H L 1-2
4/15/86	H L 0-2
5/2/86	A W 5-0
5/2/86	A W 4-0
4/30/87	H W 1-0
4/30/87	H L 1-2
4/4/88	A W 1-0
4/4/88	A L 0-1 (10)
4/25/88	H W 1-0
4/25/88	H W 2-0
5/28/88	N W 5-0
3/11/89	H W 2-1
3/11/89	H W 6-2
4/22/89	A W 4-2
4/22/89	A L 1-2
5/27/89	N W 3-0
4/18/90	H W 5-0
4/18/90	H W 2-0
5/5/90	A L 2-3
5/5/90	A W 3-2
4/6/91	H W 3-0
4/6/91	H W 5-0
5/5/91	A W 2-1 (8)
5/5/91	A L 0-1
5/24/91	N L 0-1 (9)
5/26/91	N L 1-5
4/7/92	H L 0-1
4/7/92	H W 1-0
5/9/92	A W 1-0
5/9/92	A L 0-7
5/25/92	N W 2-0
4/4/93	A L 0-2
4/4/93	A W 5-1
4/25/93	H W 1-0
4/25/93	H W 6-5
5/31/93	N L 0-1
4/2/94	A L 2-11
4/2/94	A L 1-7
4/30/94	H L 1-3 (12)
4/30/94	H L 2-4
5/29/94	N L 2-5
3/17/95	A L 4-11
3/17/95	A W 2-0
4/8/95	H W 8-5
4/8/95	H W 4-2

3/29/96	A L 4-5
3/29/96	A L 0-5
4/13/96	H L 3-5
4/13/96	H L 1-5
5/24/96	N L 0-4
3/29/97	H L 1-4
3/29/97	H W 5-1
4/18/97	A L 0-11 (5)
4/18/97	A L 6-10
5/23/97	N L 0-2 (14)
5/26/97	N L 2-10 (5)
4/3/98	A L 3-16 (5)
4/3/98	A L 9-11
5/9/98	H L 0-2
5/9/98	H L 0-6
4/10/99	H W 6-2
4/10/99	H W 3-2
5/7/99	A L 4-6 (8)
5/7/99	A W 8-0 (5)
4/14/00	H L 4-6
5/6/00	A L 9-12 (9)
5/7/00	A L 1-9 (5)
4/7/01	H L 0-4
4/8/01	H W 3-0
5/11/01	A L 0-4
5/28/01	N L 0-1
4/6/02	A L 2-3
4/7/02	A W 6-5
5/10/02	H W 4-2
4/5/03	H L 0-3
4/6/03	H L 1-5
5/9/03	A L 5-7
4/3/04	A L 5-7
4/4/04	A L 4-5
5/14/04	H W 3-2
4/16/05	H W 9-1 (6)
4/17/05	H W 5-4
5/6/05	A W 6-0
4/8/06	A W 2-1
4/9/06	A W 8-3
4/28/06	H W 8-2
3/31/07	H W 2-0
4/1/07	H L 2-11
5/10/07	A W 7-4
4/12/08	A L 0-8 (6)
4/13/08	A W 2-1
5/2/08	H W 2-1
5/29/08	N W 1-0
4/4/09	H L 2-9
4/5/09	H W 3-2
4/24/09	A W 2-1
5/13/10	A W 6-5
5/14/10	A L 3-5
5/15/10	A W 6-4
6/7/10	N W 6-5 (8)
6/8/10	N W 15-9
5/6/11	H L 1-5
5/7/11	H L 1-7
5/8/11	H W 5-1

ARIZONA STATE

All-Time	UCLA 89-28
Streak	Arizona State +2
At UCLA	UCLA 44-13
At Arizona State	UCLA 39-13
Neutral	UCLA 6-2
Last Five	Arizona State 4-1
Last 10	Arizona State 7-3
Pac-10/12 Games	UCLA 65-18
Pac-10/12 Home	UCLA 34-10
Pac-10/12 Road	UCLA 31-8
NCAA Tournament	UCLA 4-2
College World Series	Tied 2-2
1-Run Games	UCLA 25-13
Mercy-Rule Games	UCLA 8-0
Shutouts	UCLA 57-11
Extra Innings	UCLA 5-3
4/11/80	A L 0-1 (8)
4/11/80	A L 0-1
4/26/80	H W 1-0
4/26/80	H L 0-2

3/27/81	A W 2-0
3/27/81	A W 6-1
4/11/81	N W 5-1
4/12/81	N W 3-1
4/25/81	H L 1-5
5/8/81	A L 0-1
3/13/82	A W 1-0 (14)
3/13/82	A W 1-0
4/23/82	H W 1-0
4/23/82	H W 1-0 (8)
5/29/82	N W 1-0
4/1/83	A L 1-2 (8)
4/1/83	A W 2-0
4/30/83	H W 3-0
4/30/83	H W 1-0
3/31/84	H L 1-2
3/31/84	H W 1-0
5/17/84	H W 1-0
5/18/84	H W 3-0
5/3/85	A L 1-3
5/3/85	A W 1-0
4/4/86	H W 3-1
4/4/86	H W 3-0
5/3/86	A W 6-2
5/3/86	A W 4-1
5/2/87	H W 3-0
5/2/87	H W 2-0
5/20/87	N W 1-0 (9)
4/2/88	A W 14-1 (6)
4/2/88	A W 1-0
4/22/88	H W 3-0
4/22/88	H W 4-3
4/21/89	A W 4-0
4/21/89	A W 1-0
5/13/89	H W 1-0 (8)
5/13/89	H W 4-1
2/17/90	N W 1-0
4/7/90	H W 6-1
4/7/90	H W 2-0
5/3/90	A W 2-0
5/3/90	A W 4-0
2/17/91	N W 6-0
4/8/91	H W 3-0
4/8/91	H W 2-0
5/4/91	A L 1-2 (8)
5/4/91	A W 4-3
3/7/92	H W 6-2
3/7/92	H W 1-0
4/3/93	A W 3-0
4/3/93	A W 6-0
4/24/93	H W 9-0
4/24/93	H W 1-0
2/12/94	A L 1-2
2/12/94	A W 4-3
4/9/94	H W 3-0
4/9/94	H W 10-1
2/11/95	A W 8-0
2/11/95	A W 7-0
3/12/95	H W 8-1
3/12/95	H W 1-0
3/14/96	H L 3-4
3/14/96	H W 3-0
4/20/96	A W 5-0
4/20/96	A W 16-3
4/20/97	A W 2-0
4/20/97	A W 8-6
5/10/97	H W 5-2
5/10/97	H W 12-0 (5)
4/4/98	A L 1-6
4/4/98	A W 2-0
5/10/98	H L 1-2
5/10/98	H W 2-1
5/11/99	H W 8-0 (5)
4/11/99	H W 6-1
5/8/99	A W 7-1
5/8/99	A W 4-0
4/15/00	H W 5-1
4/16/00	H L 0-1
5/5/00	A W 2-0
4/6/01	H L 1-6
5/12/01	A W 1-0
5/12/01	A W 8-6 (8)

4/5/02	A L 2-3
5/11/02	H W 4-1
5/11/02	H W 6-1
5/25/02	N L 1-2
4/4/03	H W 6-0
5/10/03	A W 8-0 (6)
5/10/03	A W 9-0 (5)
5/15/04	H W 6-0
5/15/04	H W 10-0 (5)
4/15/05	H W 4-0
5/7/05	A W 6-1
5/8/05	A W 8-0 (5)
4/7/06	A W 7-4
4/29/06	H W 1-0
4/30/06	H W 3-1
3/30/07	H L 0-6
5/11/07	A W 4-3
5/12/07	A L 4-7
4/11/08	A L 0-3
5/3/08	H W 5-0
5/4/08	H L 2-5
5/30/08	N L 0-4
4/3/09	H L 0-5
4/25/09	A W 9-1 (5)
4/26/09	A W 10-4
4/9/10	H L 5-8
4/10/10	H L 2-4
4/11/10	H L 1-2
4/15/11	A W 4-1
4/16/11	A L 0-2
4/17/11	A L 0-5

CALIFORNIA

All-Time	UCLA 78-25
Streak	California +4
At UCLA	UCLA 40-7
At California	UCLA 27-16
Neutral	UCLA 11-2
Last Five	California 4-1
Last 10	California 6-4
Pac-10/12 Games	UCLA 60-22
Pac-10/12 Home	UCLA 34-6
Pac-10/12 Road	UCLA 26-16
NCAA Tournament	UCLA 4-1
College World Series	UCLA 4-1
1-Run Games	UCLA 23-8
Mercy-Rule Games	UCLA 6-1
Shutouts	UCLA 42-9
Extra Innings	UCLA 12-3
1978	H W 6-0
1978	H W 7-1
5/10/79	N W 3-0
3/27/80	H W 1-0
3/27/80	H L 1-4
5/8/80	N L 0-2
5/23/81	N W 2-0
3/31/82	H W 3-0
3/26/84	H W 1-0
3/26/84	H W 4-0
4/7/85	A W 2-1 (8)
3/28/87	N W 3-1
4/10/87	A L 0-3
4/10/87	A L 0-1
2/27/88	A W 6-0
2/27/88	A W 2-0
3/26/88	N W 1-0
5/6/88	H W 4-0
5/6/88	H L 0-1 (9)
3/10/89	H W 1-0
3/10/89	H W 2-0
4/2/89	A W 7-2
4/2/89	A W 2-0
3/31/90	A W 2-0
3/31/90	A W 2-1
4/13/90	H W 1-0 (10)
4/13/90	H W 1-0
2/14/91	N W 6-3
4/12/91	A L 0-2
4/12/91	A L 0-1 (11)
4/26/91	H W 1-0
4/26/91	H W 1-0 (8)

3/28/92	N W 6-1
4/11/92	A W 1-0
4/11/92	A W 3-1 (9)
4/25/92	H W 2-0
4/25/92	H W 4-3 (12)
5/23/92	N W 10-0 (5)
4/10/93	H W 1-0 (11)
4/10/93	H W 5-0
5/1/93	A W 2-0
5/1/93	A W 4-1
3/4/94	H W 2-0
3/4/94	H W 7-5
2/18/95	N W 9-0 (5)
4/22/95	H W 2-0 (8)
4/22/95	H W 5-3
4/29/95	A L 0-2
5/2/95	A L 2-4
2/10/96	H W 7-0
2/10/96	H L 2-5
5/4/96	A W 2-0
5/4/96	A W 8-3
2/15/97	A L 0-7
2/15/97	A W 11-1 (5)
4/9/97	H W 6-5
4/9/97	H W 3-0 (8)
4/25/98	A L 1-8
4/25/98	A L 0-6
3/27/99	H W 4-3
3/27/99	H W 3-1
4/24/99	A W 6-2
4/24/99	A W 10-2
3/31/00	A W 6-1
4/29/00	H W 8-0 (6)
4/30/00	H W 5-0
3/31/01	A W 2-1 (9)
4/1/01	A W 5-1
4/27/01	H W 2-0
4/13/02	H W 3-0
4/14/02	H W 1-0 (10)
4/26/02	A W 3-0
3/29/03	A W 3-0
3/30/03	A W 4-1 (8)
4/25/03	H W 10-0 (5)
5/22/03	N L 3-7 (10)
5/26/03	N W 1-0 (9)
4/24/04	H W 5-1
4/25/04	H W 3-1
5/7/04	A L 1-2
5/31/04	N W 3-1
4/9/05	A L 1-2
4/10/05	A W 2-1
4/29/05	H L 2-3
6/2/05	N W 2-1
4/1/06	H L 3-10
4/2/06	H W 3-1
5/11/06	A W 2-0
4/21/07	A W 11-0 (5)
4/22/07	A W 5-3
5/4/07	H L 1-3
4/5/08	H W 2-1
4/6/08	H W 5-0
4/25/08	A W 7-2
3/28/09	A L 6-7
3/29/09	A L 5-9
5/7/09	H W 2-1
5/7/10	H W 4-2
5/8/10	H W 3-1
5/9/10	H L 2-4
4/29/11	A L 2-7
4/30/11	A L 1-9 (5)
5/1/11	A L 1-2

OREGON

All-Time	UCLA 71-14
Streak	Oregon +1
At UCLA	UCLA 31-7
At Oregon	UCLA 34-7
Neutral	UCLA 6-0
Last Five	UCLA 3-2
Last 10	UCLA 8-2

Pac-10/12 Games	UCLA 65-14
Pac-10/12 Home	UCLA 31-7
Pac-10/12 Road	UCLA 34-7
1-Run Games	UCLA 13-7
Mercy-Rule Games	UCLA 11-0
Shutouts	UCLA 30-5
Extra Innings	UCLA 3-1
3/30/85	N W 1-0 (9)
3/7/86	N W 4-0
3/8/87	N W 7-0
4/27/87	A W 6-3
4/27/87	A W 2-0
3/20/88	H W 1-0
3/20/88	H L 0-2
5/7/88	A W 3-2 (10)
5/7/88	A W 5-1
3/30/89	H W 1-0
3/30/89	H L 0-1
5/6/89	A W 3-2
5/6/89	A W 2-0
2/18/90	N W 2-0
3/27/90	H W 1-0
3/27/90	H L 0-3 (8)
2/17/91	N W 5-1
3/25/91	H W 5-0
3/25/91	H W 10-0 (5)
4/21/91	A W 7-0
4/21/91	A W 4-0
4/19/92	A W 4-1
4/19/92	A W 4-1
3/29/93	H W 3-0
3/29/93	H W 2-1
3/29/94	H W 1-0
3/29/94	H W 2-0
5/11/94	A L 2-3
5/11/94	A W 2-1
4/14/95	A W 7-0
5/1/95	A W 13-1 (5)
5/1/95	A W 5-0
3/23/96	H W 4-2
3/23/96	H W 4-2
4/28/96	A W 8-1
4/28/96	A W 9-5
2/28/97	N W 19-0 (5)
3/22/97	H W 13-1 (5)
3/22/97	H W 8-0
4/26/97	A W 2-0
4/26/97	A W 8-4
4/18/98	H L 5-6
4/18/98	H W 10-4
5/2/98	A W 7-4
5/2/98	A L 1-3
4/17/99	A W 6-1
4/17/99	A W 16-1 (5)
5/1/99	H W 5-2
5/1/99	H L 2-5
4/7/00	A W 6-0
5/13/00	H W 5-2
5/13/00	H W 12-4 (6)
4/21/01	A W 4-3
4/22/01	A W 6-3
5/4/01	H W 6-4
4/20/02	H W 7-0
4/21/02	H W 3-1
5/3/02	A W 2-1
4/12/03	A L 4-5
4/13/03	A W 9-3
5/2/03	H W 4-3
4/17/04	H L 3-4
4/18/04	H W 3-2 (10)
4/30/04	A W 2-0
4/2/05	A L 1-3
4/2/05	A L 1-2
5/12/05	H L 0-3
4/22/06	H W 9-3
4/23/06	H W 5-2
5/5/06	A W 7-0
4/14/07	A W 13-3
4/15/07	A W 5-1
4/27/07	H W 8-0 (5)
3/29/08	H W 2-0
3/30/08	H W 12-0 (5)

5/8/08	A W 3-1
4/18/09	A W 9-2
4/19/09	A W 6-0
5/1/09	H W 8-0 (6)
4/30/10	H W 11-4
5/1/10	H W 10-2 (5)
5/2/10	H W 10-2 (6)
5/12/11	A L 5-6
5/13/11	A W 7-4
5/14/11	A L 0-5

OREGON STATE

All-Time	UCLA 84-10
Streak	UCLA +10
At UCLA	UCLA 42-3
At Oregon State	UCLA 36-6
Neutral	UCLA 6-1
Last Five	UCLA 5-0
Last 10	UCLA 10-0
Pac-10/12 Games	UCLA 74-9
Pac-10/12 Home	UCLA 38-3
Pac-10/12 Road	UCLA 36-6
1-Run Games	UCLA 10-3
Mercy-Rule Games	UCLA 19-0
Shutouts	UCLA 47-3
Extra Innings	UCLA 2-1
4/9/83	N W 1-0
3/24/85	H W 3-0
3/24/85	H W 3-0
4/5/85	N W 1-0
4/7/85	N W 2-0
4/26/87	A W 3-1
4/26/87	A W 4-0
3/21/88	H W 2-1 (10)
3/21/88	H W 8-1
3/27/89	H W 3-0
3/27/89	H W 6-0
5/5/89	A W 2-0
5/5/89	A W 6-0
3/26/90	H W 5-0
3/26/90	H W 4-0
4/21/90	A W 4-0
4/21/90	A W 10-0 (5)
3/26/91	H W 10-0 (5)
4/20/91	A W 7-1
4/20/91	A W 6-0
4/20/91	A W 3-0
3/24/92	H W 1-0 (8)
3/24/92	H W 4-0
4/18/92	A W 2-0
4/18/92	A W 6-0
3/13/93	A W 16-0 (5)
3/13/93	A W 7-1
3/21/93	H W 11-1 (6)
3/21/93	H W 4-0
3/20/94	H W 9-2
3/20/94	H W 2-0
5/10/94	A W 7-0
5/10/94	A W 5-0
3/28/95	H W 10-0 (6)
3/28/95	H W 12-0 (5)
4/15/95	A W 13-1 (5)
4/15/95	A W 2-0
3/3/96	H W 10-2 (6)
3/3/96	H W 11-3 (5)
3/26/96	H W 8-0
3/26/96	H W 10-1
4/27/96	A W 3-0
4/27/96	A W 10-0 (6)
3/2/97	N W 5-0
3/24/97	H W 5-2
3/24/97	H W 8-0
4/25/97	A W 1-0
4/25/97	A W 4-0
4/19/98	H L 2-4
4/19/98	H W 6-5
5/3/98	A W 3-0
5/3/98	A L 0-2
5/3/99	N W 7-3
4/18/99	A W 10-0 (5)
4/18/99	A L 3-5

5/2/99	H L 3-5
5/2/99	H W 10-1 (5)
4/8/00	A W 4-1
4/9/00	A W 8-7
5/12/00	H W 6-1
3/10/01	N W 3-2
4/20/01	A L 1-2
5/5/01	H W 4-0
5/6/01	H W 4-1
4/19/02	H W 7-0
5/4/02	A W 10-1
5/5/02	A W 8-0
4/11/03	A W 6-1
5/4/03	H W 10-2 (6)
5/4/03	H W 9-1 (5)
3/14/04	N L 2-3
4/16/04	H W 6-0
5/1/04	A W 2-0
5/2/04	A W 3-1
4/1/05	A L 1-2 (8)
5/13/05	H W 9-0 (5)
5/14/05	H W 5-1
4/21/06	H L 0-2
5/6/06	A W 1-0
4/13/07	A L 0-7
4/28/07	H W 6-3
4/29/07	H W 5-3
3/28/08	H W 3-0
5/9/08	A L 3-5
5/10/08	A W 5-1
4/17/09	A W 8-1
5/2/09	H W 4-3
5/3/09	H W 9-1 (6)
4/16/10	A W 12-0 (5)
4/17/10	A W 4-2
4/18/10	A W 10-6
4/1/11	H W 6-2
4/2/11	H W 9-1 (6)
4/3/11	H W 12-2 (5)

STANFORD

All-Time	UCLA 54-16
Streak	Stanford +2
At UCLA	UCLA 23-10
At Stanford	UCLA 28-5
Neutral	UCLA 3-1
Last Five	UCLA 3-2
Last 10	UCLA 8-2
Pac-10/12 Games	UCLA 45-15
Pac-10/12 Home	UCLA 21-10
Pac-10/12 Road	UCLA 24-5
NCAA Tournament	UCLA 3-0
College World Series	UCLA 3-0
1-Run Games	UCLA 15-8
Mercy-Rule Games	UCLA 17-0
Shutouts	UCLA 30-4
Extra Innings	UCLA 4-3
4/3/85	A W 6-0
4/3/85	A W 6-0
3/1/86	A W 2-0
3/1/86	A W 6-0
4/24/86	H W 1-0
4/24/86	H W 1-0
4/9/93	H W 12-0 (5)
4/9/93	H W 21-0 (5)
5/2/93	A W 17-0 (5)
5/2/93	A W 19-0 (5)
4/20/95	H W 11-1 (6)
4/20/95	H W 10-0 (6)
4/30/95	A W 11-1 (6)
4/30/95	A W 14-1 (5)
2/4/96	H W 2-1
2/4/96	H W 11-1 (5)
5/3/96	A W 4-2 (10)
5/3/96	A W 7-2
2/16/97	A W 1-0
2/16/97	A W 4-3
3/26/97	H L 5-6 (10)
3/26/97	H W 4-0
2/19/98	N L 7-8 (9)

3/29/98	H L 0-2
3/29/98	H L 0-3
4/26/98	A L 2-3
4/26/98	A W 1-0
3/28/99	H W 1-0
3/28/99	H W 6-1
4/25/99	A W 12-1 (5)
4/25/99	A W 3-0
4/1/00	A W 1-0
4/2/00	A W 8-0 (5)
4/28/00	H L 1-2 (10)
3/30/01	A L 0-1
4/28/01	H W 8-0 (5)
4/29/01	H W 2-0
5/25/01	N W 5-0
4/12/02	H W 3-2
4/27/02	A W 13-2 (5)
4/28/02	A W 2-0
3/28/03	A W 5-0
4/26/03	H W 1-0
4/27/03	H W 3-2 (8)
4/23/04	H L 0-1
5/8/04	A W 6-2
5/9/04	A W 7-1
5/27/04	N W 8-2
5/30/04	N W 3-1 (12)
4/30/05	H L 5-7
5/1/05	H W 8-0 (5)
5/1/05	H L 3-5
3/31/06	H W 5-4
5/12/06	A L 2-3
5/13/06	A L 4-5
4/20/07	A L 4-6
5/5/07	H W 3-0
5/6/07	H L 1-4
4/4/08	H W 3-1
4/26/08	A W 1-0
4/27/08	A W 4-1
3/27/09	A W 7-4
5/8/09	H W 1-0
5/9/09	H W 8-0 (6)
4/23/10	A W 10-0 (5)
4/24/10	A W 7-3
4/25/10	A W 10-1 (6)
4/8/11	H W 6-5 (14)
4/9/11	H L 2-6
4/10/11	H L 1-5

UTAH

All-Time	UCLA 17-1
Streak	UCLA +11
At UCLA	UCLA 2-0
At Utah	UCLA 2-0
Neutral	UCLA 13-1
NCAA Tournament	UCLA 4-0
College World Series	UCLA 2-0
4/15/78	A W 5-0
4/15/78	A W 8-2
5/22/85	N W 1-0
3/28/87	N W 6-0
2/16/90	N W 11-0 (5)
2/18/90	N W 3-0
3/3/90	N L 1-3
3/2/91	N W 5-3
5/15/92	H W 1-0
5/16/92	H W 7-2 (10)
2/26/93	N W 5-0
5/28/94	N W 11-1
2/21/97	N W 6-0
2/13/99	N W 8-0 (5)
2/16/03	N W 7-0
3/13/04	N W 7-2
2/27/09	N W 7-1
2/19/11	N W 6-2

WASHINGTON

All-Time	UCLA 46-25
Streak	Washington +1
At UCLA	UCLA 21-10
At Washington	UCLA 18-14
Neutral	UCLA 7-1

Last Five	Washington 3-2
Last 10	UCLA 6-4
Pac-10/12 Games	UCLA 39-24
Pac-10/12 Home	UCLA 21-10
Pac-10/12 Road	UCLA 18-14
NCAA Tournament	UCLA 5-1
College World Series	UCLA 5-1
1-Run Games	UCLA 16-11
Mercy-Rule Games	UCLA 2-1
Shutouts	UCLA 17-5
Extra Innings	UCLA 6-2
4/16/93	A W 1-0
4/16/93	A W 10-2
4/18/93	A W 3-0
4/18/93	A W 4-0
3/28/94	H W 3-1
3/28/94	H W 6-3
4/16/94	A W 4-1
4/16/94	A W 6-1 (8)
2/19/95	N W 6-2 (5)
3/27/95	H W 5-3 (9)
3/27/95	H W 6-4
5/7/95	A W 3-0
5/7/95	A L 0-1
4/6/96	H L 1-4
4/6/96	H W 4-3 (8)
5/12/96	A W 8-5
5/26/96	N L 2-8
4/12/97	A L 6-7
4/12/97	A W 5-1
5/1/97	H W 11-6
5/1/97	H L 0-1
5/25/97	N W 4-3
5/25/97	N W 1-0
4/11/98	A L 1-9 (5)
4/11/98	A L 1-2
4/28/98	H W 3-2
4/28/98	H L 1-7
4/3/99	A L 1-4
4/3/99	A W 7-3
5/15/99	H W 2-0
5/15/99	H L 0-1
5/31/99	N W 3-2
4/21/00	A L 1-3
4/22/00	A W 1-0
5/10/00	H L 1-4
5/26/00	N W 3-2
4/13/01	H W 5-4 (14)
4/14/01	H W 4-0
5/2/01	A W 4-3
3/29/02	A W 2-0
3/30/02	A L 6-9
4/24/02	H W 5-3
4/18/03	H W 5-2
4/19/03	H W 10-0 (6)
4/30/03	A W 11-0
5/24/03	N W 2-1
2/7/04	N W 5-3
4/9/04	A L 1-3
4/10/04	A L 5-6
5/5/04	H L 0-1
4/22/05	H W 4-3
4/23/05	H L 1-2
4/27/05	A L 2-3
4/14/06	A W 6-0
4/26/06	H L 2-3 (12)
4/26/06	H W 7-6
4/6/07	H W 10-6
4/7/07	H L 6-8
4/25/07	A L 3-8
4/2/08	H W 7-6 (8)
4/18/08	A W 2-1
4/19/08	A W 4-0
4/10/09	H W 2-0 (11)
4/11/09	H W 10-0 (5)
4/29/09	A L 0-3
4/1/10	A W 1-0
4/2/10	A L 1-3
4/3/10	A L 2-7
4/21/11	H W 4-0
4/22/11	H W 5-2
4/23/11	H L 3-4 (9)

ALABAMA

All-Time	UCLA 9-0
Streak	UCLA +9
At UCLA	UCLA 4-0
Neutral	UCLA 5-0
NCAA Tournament	UCLA 5-0
College World Series	UCLA 2-0
3/12/99	N W 1-0
5/20/99	H W 7-0
5/25/00	N W 4-1
2/15/02	N W 9-1
2/1/03	H W 5-4
5/22/04	H W 5-2 (9)
5/23/04	H W 7-0
6/3/06	N W 4-1
2/20/09	N W 4-1

ARKANSAS

All-Time	Arkansas 1-0
Streak	Arkansas +1
Neutral	Arkansas 1-0
2/18/11	N L 3-4

BALL STATE

All-Time	UCLA 1-0
Streak	UCLA +1
Neutral	UCLA 1-0
2/28/97	N W 11-2 (5)

BAYLOR

All-Time	Tied 2-2
Streak	Baylor +2
Neutral	Tied 2-2
2/20/04	N W 9-0 (5)
2/23/08	N W 6-1
2/27/10	N L 5-7
3/4/11	N L 1-5

BETHUNE-COOKMAN

All-Time	UCLA 1-0
Streak	UCLA +1
Neutral	UCLA 1-0
2/25/05	N W 5-0

BOSTON COLLEGE

All-Time	UCLA 2-0
Streak	UCLA +2
At UCLA	UCLA 2-0
2/28/03	H W 9-0 (5)
3/1/03	H W 10-1 (5)

BYU

All-Time	UCLA 3-1
Streak	BYU +1
Neutral	UCLA 3-1
2/16/02	N W 10-2 (5)
3/6/03	N W 6-0
3/4/11	N W 5-2
3/12/11	N L 4-6

CAL POLY

All-Time	UCLA 25-3
Streak	UCLA +18
At UCLA	UCLA 11-1
At Cal Poly	UCLA 5-1
Neutral	UCLA 9-1
4/17/75	N L 4-9
4/3/76	H W 6-3
4/3/76	H W 4-1
4/15/77	H W 4-1
4/15/77	H L 0-1
2/15/85	H W 2-0
2/15/85	H W 4-0
5/13/95	H W 7-0
5/13/95	H W 2-1

4/6/97	A L 0-1
4/6/97	A W 8-0
3/9/00	N W 7-0
2/3/01	N W 5-0
2/4/01	N W 10-2 (6)
3/9/01	N W 9-1 (6)
3/8/03	N W 5-0
3/5/04	N W 4-0
3/7/04	N W 4-0
2/9/06	N W 13-0 (5)
3/3/06	H W 9-1 (5)
3/3/06	H W 8-0 (5)
3/25/07	A W 3-0
3/25/07	A W 1-0
2/8/09	H W 6-1
2/19/10	H W 8-0 (5)
3/23/10	A W 5-3
3/23/10	A W 4-1
3/5/11	N W 4-0

CSU BAKERSFIELD

All-Time	UCLA 3-0
Streak	UCLA +3
At UCLA	UCLA 1-0
At CSU Bakersfield	UCLA 2-0
2/27/08	H W 3-0
3/21/10	A W 8-0 (6)
3/21/10	A W 7-0

CAL STATE FULLERTON

All-Time	UCLA 39-32-1
Streak	UCLA +4
At UCLA	UCLA 19-13-1
At Cal State Fullerton	UCLA 14-12
Neutral	Cal State Fullerton 7-6
NCAA Tournament	UCLA 12-4
College World Series	UCLA 3-2

4/9/80	A W 3-0
4/9/80	A L 0-2
5/2/80	H W 7-1
5/2/80	H L 0-1
5/8/80	N L forfeit
3/20/81	A L 0-2
3/20/81	A L 1-7
4/17/81	H L 3-4
4/17/81	H L 2-3
5/7/81	N L 0-1
5/24/81	N L 4-5
4/20/82	H L 1-3
4/20/82	H T 0-0 (17)
4/28/82	A L 1-2 (17)
4/28/82	A L 0-1
5/30/82	N W 1-0 (10)
4/5/83	H W 4-1
4/5/83	H L 0-5
5/3/83	A L 0-1
5/3/83	A W 1-0
5/28/83	N L 1-6
5/7/84	H L 4-5
5/7/84	H W 2-0 (8)
5/11/85	A L 1-2
5/11/85	A L 0-1
5/24/85	N L 0-2
5/26/85	N W 1-0
3/9/86	N L 1-2 (10)
4/26/86	H L 2-3
4/26/86	H W 6-0
4/23/87	A W 3-1
4/23/87	A L 0-2
5/23/87	N W 1-0
4/8/88	H W 6-1
4/8/88	H L 4-6
5/20/88	H W 3-0
5/21/88	H W 2-0
4/25/89	A L 6-7 (15)
4/25/89	A W 2-1 (9)

2/10/90	A W 1-0
2/11/90	A L 0-2
2/17/90	N L 0-5
4/25/90	H W 5-0
4/25/90	H W 1-0
2/17/91	N W 4-0
5/21/93	H W 2-1 (9)
5/22/93	H W 1-0
5/17/96	A L 1-5
5/19/96	A W 14-1 (5)
5/19/96	A W 7-2
2/7/01	A W 6-0
2/7/01	A W 18-3 (5)
2/23/01	N W 4-0
2/27/02	H L 1-3
2/27/02	H W 5-2
2/1/03	H L 0-2
3/25/03	A W 11-2 (5)
3/25/03	A W 8-2
3/30/04	H W 4-3
2/5/05	H L 3-4
2/6/05	H W 6-0
3/29/05	A W 8-0 (6)
5/21/05	H L 1-2 (11)
5/22/05	H W 6-0
5/22/05	H W 3-1
3/8/06	H W 1-0 (10)
3/7/07	A W 8-1
3/12/08	H L 0-1 (8)
5/16/08	H W 8-3
2/25/09	A W 6-2
2/24/10	H W 9-6
3/12/11	N W 11-2 (5)

CAL STATE NORTHRIDGE

All-Time	UCLA 39-9
Streak	UCLA +17
At UCLA	UCLA 16-5
At Cal State Northridge	UCLA 15-4
Neutral	UCLA 8-0
NCAA Tournament	UCLA 3-0
College World Series	UCLA 1-0
4/1/77	A W 15-0
4/25/79	H L 0-4
4/25/79	H W 1-0 (11)
2/23/82	H L 0-1
2/23/82	H W 3-0
2/23/83	A W 4-0
2/23/83	A W 3-0 (8)
2/21/84	H L 0-1
2/21/84	H W 5-2
2/23/85	A W 1-0 (8)
2/23/85	A W 7-1
3/2/90	N W 2-1
2/6/91	A W 4-0
2/6/91	A W 3-0 (6)
2/5/92	H W 3-0
2/5/92	H W 2-0
2/21/92	N W 3-0
2/11/93	H L 1-2
2/11/93	H W 7-2 (6)
2/26/93	N W 6-0
5/29/93	N W 2-0
4/6/94	A L 1-2
4/6/94	A L 1-6
2/18/95	N W 7-2
4/26/95	H W 2-0
4/26/95	H L 0-1 (10)
5/18/96	N W 7-5
3/8/97	A W 9-2
3/8/97	A W 8-3
4/15/98	A L 0-9 (5)
4/15/98	A L 4-5
2/17/99	H W 6-0
2/17/99	H W 8-0 (5)
3/31/99	A W 2-1
3/31/99	A W 6-2

2/24/00	H W 4-0
2/24/00	H W 1-0
2/3/01	N W 13-0 (5)
2/4/01	N W 7-0
4/4/01	A W 8-0
4/4/01	A W 12-1 (6)
5/18/01	H W 9-0
2/2/03	H W 2-0
3/25/06	A W 1-0
3/13/08	H W 7-0
2/19/10	H W 9-0 (5)
2/20/10	H W 7-2
2/23/11	A W 8-0 (5)

CANISIUS

All-Time	UCLA 2-0
Streak	UCLA +2
At UCLA	UCLA 1-0
Neutral	UCLA 1-0
NCAA Tournament	UCLA 1-0
5/18/00	H W 8-0 (5)
3/10/07	N W 1-0

CENTRAL MICHIGAN

All-Time	UCLA 2-0
Streak	UCLA +2
At UCLA	UCLA 2-0
NCAA Tournament	UCLA 2-0
5/17/91	H W 4-0
5/18/91	H W 5-0

COASTAL CAROLINA

All-Time	UCLA 1-0
Streak	UCLA +1
At UCLA	UCLA 1-0
NCAA Tournament	UCLA 1-0
5/17/01	H W 8-0 (5)

COLGATE

All-Time	UCLA 1-0
Streak	UCLA +1
Neutral	UCLA 1-0
NCAA Tournament	UCLA 1-0
5/15/03	N W 8-0 (6)

COLORADO STATE

All-Time	UCLA 7-0
Streak	UCLA +7
At UCLA	UCLA 2-0
Neutral	UCLA 5-0
3/6/87	N W 4-0
3/2/01	H W 11-3 (6)
3/2/01	H W 2-0
3/8/01	N W 8-1
2/16/07	N W 10-2 (5)
2/27/09	N W 4-0
2/26/10	N W 4-3

CONNECTICUT

All-Time	UCLA 1-0
Streak	UCLA +1
Neutral	UCLA 1-0
NCAA Tournament	UCLA 1-0
College World Series	UCLA 1-0
5/27/93	N W 3-0

CREIGHTON

All-Time	UCLA 9-1
Streak	UCLA +8
At UCLA	UCLA 6-1
Neutral	UCLA 3-0
NCAA Tournament	UCLA 1-0
5/22/81	N W 2-1
3/8/82	H L 2-3
3/8/82	H W 1-0

3/7/83	H W 7-0
3/7/83	H W 1-0 (11)
3/16/84	H W 1-0 (14)
3/16/84	H W 2-0
3/25/88	N W 9-0
3/6/99	N W 16-4
5/21/99	H W 14-0

DePAUL

All-Time	UCLA 7-1
Streak	UCLA +1
At UCLA	UCLA 2-0
Neutral	UCLA 5-1
NCAA Tournament	UCLA 2-0
College World Series	UCLA 2-0
3/18/93	H W 5-1
3/18/93	H W 7-0
3/4/99	N W 1-0
5/27/99	N W 3-2 (9)
5/30/99	N W 2-1 (8)
3/9/01	N W 4-0
3/9/03	N L 0-1
2/13/04	N W 10-2 (6)

EASTERN KENTUCKY

All-Time	UCLA 2-0
Streak	UCLA +2
Neutral	UCLA 2-0
NCAA Tournament	UCLA 1-0
5/17/02	N W 10-0 (5)
3/9/07	N W 8-0 (5)

EASTERN MICHIGAN

All-Time	UCLA 2-0
Streak	UCLA +2
Neutral	UCLA 2-0
2/21/98	N W 3-0
3/1/08	N W 8-0 (6)

FLORIDA

All-Time	Tied 4-4
Streak	Florida +1
At UCLA	UCLA 2-0
At Florida	Florida 2-1
Neutral	Florida 2-1
NCAA Tournament	Florida 3-2
College World Series	Florida 3-2
3/3/02	H W 11-1
3/3/07	H W 10-2 (6)
5/31/08	N L 0-2
6/3/10	N W 16-3 (6)
2/25/11	N L 1-4
5/21/11	A L 2-4
5/22/11	A W 3-2
5/22/11	A L 3-11 (5)

FLORIDA ATLANTIC

All-Time	UCLA 3-0
Streak	UCLA +3
At Florida Atlantic	UCLA 1-0
Neutral	UCLA 2-0
2/6/00	N W 7-3
2/21/03	A W 7-0
2/13/10	N W 11-0 (5)

FIU

All-Time	UCLA 5-0
Streak	UCLA +5
Neutral	UCLA 5-0
2/20/99	N W 5-0
2/5/00	N W 11-0 (5)
2/18/01	N W 10-0 (5)
2/22/03	N W 3-0
3/6/09	N W 5-3

FLORIDA STATE

All-Time	UCLA 8-1
Streak	Florida State +1
At UCLA	UCLA 2-0
Neutral	UCLA 6-1
NCAA Tournament	UCLA 4-1
College World Series	UCLA 2-1
5/27/90	N W 3-0
2/15/91	N W 5-2
5/23/91	N W 1-0
3/12/94	N W 3-0
3/10/96	N W 4-0
3/10/00	N W 3-0
5/20/00	H W 6-1
5/21/00	H W 7-1
5/23/02	N L 1-2 (9)

FRESNO STATE

All-Time	UCLA 43-10
Streak	UCLA +14
At UCLA	UCLA 14-1
At Fresno State	UCLA 11-6
Neutral	UCLA 18-3
NCAA Tournament	UCLA 13-3
College World Series	UCLA 9-3
5/10/79	N W 3-0
5/7/81	N W 2-0
5/31/82	N W 2-0 (8)
4/5/87	H W 5-0
4/5/87	H W 3-0
2/14/88	A W 5-1
2/14/88	A W 5-3
5/27/88	N W 6-1
5/29/88	N L 1-2
5/29/88	N W 3-0
2/26/89	A L 0-2
4/16/89	H W 2-1
5/28/89	N W 1-0
2/10/90	N W 2-1
2/11/90	N W 5-1
5/27/90	N L 0-1
5/28/90	N W 2-0
5/26/91	N W 5-1 (13)
5/24/92	N W 4-0
2/13/93	A W 1-0 (9)
2/13/93	A W 2-1 (6)
2/20/93	N W 4-0
4/12/94	H L 2-6
4/12/94	H W 5-2
5/26/94	N L 0-1
2/17/95	N W 4-1
2/24/96	A W 4-1
2/24/96	A L 4-5
2/8/97	A L 2-4
2/8/97	A L 3-4
5/22/97	N W 2-0 (8)
3/8/98	A L 2-3 (8)
3/7/99	A W 2-1
5/28/99	N W 1-0
2/19/00	N W 5-2 (8)
2/26/00	H W 5-0
2/26/00	H W 3-0
3/12/00	A L 0-1
3/11/01	A W 8-2
3/25/02	H W 1-0
3/25/02	H W 7-0
3/9/03	A W 5-0
5/16/03	A W 3-0
3/14/04	A W 2-1 (9)
3/6/05	A W 7-0
2/18/06	H W 2-0
2/19/06	H W 1-0 (10)
2/22/09	N W 10-2 (6)
5/16/09	H W 4-2
5/17/09	H W 9-5
3/5/10	N W 5-4
5/23/10	H W 7-2

GEORGIA

All-Time	UCLA 12-1
Streak	UCLA +7
At UCLA	UCLA 7-1
Neutral	UCLA 5-0
NCAA Tournament	UCLA 6-1
College World Series	UCLA 1-0
5/18/02	N W 2-1 (8)
2/4/05	H W 4-3 (8)
2/4/05	H W 7-0
2/5/05	H W 6-0
2/18/05	N W 2-0
5/27/05	H L 1-4
5/28/05	H W 5-4
5/28/05	H W 3-2
2/22/08	N W 5-2
5/24/08	H W 6-1
5/25/08	H W 6-0
2/14/10	N W 3-2
6/6/10	N W 5-2

GEORGIA STATE

All-Time	UCLA 1-0
Streak	UCLA +1
Neutral	UCLA 1-0
NCAA Tournament	UCLA 1-0
5/20/94	N W 2-1

HAWAII

All-Time	UCLA 13-4
Streak	UCLA +2
At UCLA	UCLA 7-2
At Hawai'i	UCLA 2-1
Neutral	UCLA 4-1
NCAA Tournament	Tied 1-1
College World Series	UCLA 1-0
3/29/85	A L 0-1
4/29/86	H W 7-0
4/29/86	H L 3-4
4/13/88	H W 8-0
4/13/88	H W 5-0
3/14/90	H W 3-0
3/14/90	H W 5-0
3/29/91	A W 3-0
4/2/92	H W 2-0
4/2/92	H W 3-0
2/27/94	N L 0-1
2/19/99	N W 10-2
2/12/00	A W 9-1
2/15/03	N W 10-2 (6)
5/19/07	H L 1-3 (8)
2/23/08	N W 3-0
6/4/10	N W 5-2

HOFSTRA

All-Time	UCLA 2-1
Streak	Hofstra +1
Neutral	UCLA 2-1
3/9/96	N W 9-0 (5)
2/11/00	N W 6-1
2/13/00	N L 5-10

IDAHO STATE

All-Time	UCLA 1-0
Streak	UCLA +1
Neutral	UCLA 1-0
4/8/83	N W 1-0 (8)

ILLINOIS

All-Time	Illinois 1-0
Streak	Illinois +1
Neutral	Illinois 1-0
2/16/08	N L 2-6

ILLINOIS-CHICAGO

All-Time	UCLA 3-0
-----------------	----------

Streak	UCLA +3
Neutral	UCLA 3-0
NCAA Tournament	UCLA 1-0
College World Series	UCLA 1-0
3/11/94	N W 2-0
5/28/94	N W 9-0 (5)
2/28/97	N W 2-0

ILLINOIS STATE

All-Time	Illinois State 2-1
Streak	Illinois State +2
At UCLA	Illinois State 1-0
Neutral	Tied 1-1
2/21/93	N W 3-0
3/11/00	N L 2-3 (8)
3/2/07	H L 1-2

INDIANA

All-Time	Tied 1-1
Streak	UCLA +1
At UCLA	UCLA 1-0
Neutral	Indiana 1-0
3/6/98	N L 2-6
2/7/09	H W 10-2 (5)

INDIANA STATE

All-Time	UCLA 1-0
Streak	UCLA +1
Neutral	UCLA 1-0
3/9/96	N W 9-0 (5)

IOWA

All-Time	UCLA 4-1
Streak	UCLA +1
Neutral	UCLA 4-1
NCAA Tournament	UCLA 1-0
College World Series	UCLA 1-0
3/10/96	N W 2-1
5/24/01	N W 2-0
3/8/02	N W 4-0
3/9/02	N L 0-1
3/6/09	N W 2-1 (8)

IOWA STATE

All-Time	UCLA 2-0
Streak	UCLA +2
Neutral	UCLA 2-0
NCAA Tournament	UCLA 2-0
5/20/11	N W 2-0
5/21/11	N W 12-4

JACKSONVILLE

All-Time	UCLA 2-0
Streak	UCLA +2
Neutral	UCLA 2-0
NCAA Tournament	UCLA 2-0
5/20/11	N W 2-0
5/21/11	N W 12-4

JAMES MADISON

All-Time	UCLA 1-0
Streak	UCLA +1
Neutral	UCLA 1-0
2/29/08	N W 8-0 (5)

KANSAS

All-Time	UCLA 7-0
Streak	UCLA +7
Neutral	UCLA 7-0
5/25/79	N W 2-0
2/15/90	N W 10-2 (6)
3/28/92	N W 10-0 (6)
3/29/92	N W 14-2
3/7/98	N W 6-3
2/16/01	N W 15-1 (5)
2/25/06	N W 4-3

KENT STATE

All-Time	UCLA 3-0
Streak	UCLA +3
Neutral	UCLA 3-0
NCAA Tournament	UCLA 1-0
College World Series	UCLA 1-0
5/23/90	N W 4-0
2/19/99	N W 9-0 (6)
3/3/05	N W 4-1

KENTUCKY

All-Time	UCLA 1-0
Streak	UCLA +1
Neutral	UCLA 1-0
2/14/09	N W 9-6

LIBERTY

All-Time	UCLA 1-0
Streak	UCLA +1
Neutral	UCLA 1-0
NCAA Tournament	UCLA 1-0
5/16/02	N W 3-0

LONG BEACH STATE

All-Time	UCLA 66-9
Streak	UCLA +3
At UCLA	UCLA 32-1
At Long Beach State	UCLA 17-6
Neutral	UCLA 16-2
NCAA Tournament	UCLA 9-0
College World Series	UCLA 2-0
1978	W 5-1
3/18/81	H W 13-1
3/18/81	H W 11-0
4/15/81	A W 2-0
4/15/81	A W 3-1
4/8/82	H W 2-0
4/8/82	H W 4-0
4/30/82	A W 4-0
4/30/82	A W 6-1
4/12/83	H W 8-0
4/12/83	H W 2-1
5/5/83	A W 5-1
5/5/83	A W 3-0
3/13/84	H W 1-0 (8)
3/13/84	H W 1-0
4/10/84	A L 0-1 (11)
4/10/84	A W 2-1
4/9/85	H W 1-0
4/9/85	H W 2-0
2/26/86	A L 1-3
2/26/86	A L 1-2 (8)
3/31/87	H W 4-0
3/31/87	H W 4-0
5/15/87	H W 1-0
5/16/87	H W 2-0
3/2/88	A W 1-0 (8)
3/2/88	A L 0-2
3/1/89	H W 5-0
3/1/89	H W 2-0
5/19/89	H W 5-1
5/20/89	H W 3-0
2/18/90	N W 7-2
2/23/90	A W 5-0
2/23/90	A W 1-0
5/25/90	N W 6-0
2/12/91	H W 1-0
2/12/91	H W 7-0
5/25/91	N W 1-0 (11)
2/15/92	N W 3-1
2/21/92	N W 4-3
2/23/92	N W 4-3
2/29/92	A W 2-0
2/29/92	A W 4-0
4/13/93	H W 1-0
4/13/93	H W 2-0

3/16/94	A W 4-0
3/16/94	A W 4-1
2/17/95	N W 3-0
2/25/95	H W 10-2 (5)
2/25/95	H W 9-0 (5)
2/11/97	H W 3-2
2/11/97	H L 0-2
2/19/98	N L 1-3
2/28/99	A W 6-1
2/28/99	A W 7-0
3/5/99	N W 7-1
2/12/00	N W 6-0
5/19/00	H W 10-4
2/14/01	H W 7-0
2/23/02	A L 2-3 (9)
2/23/02	A W 10-0
3/8/02	N W 4-1
2/8/04	N W 5-1
2/29/04	H W 4-0
3/11/04	N W 5-1
2/15/06	A L 0-1
3/12/06	N W 4-2
5/20/06	H W 5-0
3/2/07	H W 11-0 (5)
3/10/07	N W 12-1 (5)
3/9/08	N W 1-0 (8)
3/8/09	N L 1-2
5/15/09	H W 4-2
3/26/10	H W 11-3 (6)
3/11/11	N W 7-3

LONG ISLAND

All-Time	UCLA 1-0
Streak	UCLA +1
Neutral	UCLA 1-0
2/22/03	N W 7-0

LONGWOOD

All-Time	UCLA 1-0
Streak	UCLA +1
Neutral	UCLA 1-0
3/8/09	N W 12-2 (6)

LOUISIANA-LAFAYETTE

All-Time	UCLA 7-1
Streak	UCLA +5
At UCLA	UCLA 2-0
At Louisiana-Lafayette	UCLA 2-1
Neutral	UCLA 3-0
NCAA Tournament	UCLA 7-1
College World Series	UCLA 3-0
5/31/93	N W 1-0
5/25/96	N W 3-2
5/17/97	A L 1-4
5/18/97	A W 9-0 (5)
5/18/97	A W 3-0
5/24/03	N W 5-1
5/29/10	H W 10-2 (5)
5/30/10	H W 10-1 (5)

LOUISIANA-MONROE

All-Time	UCLA 2-0
Streak	UCLA +2
At UCLA	UCLA 1-0
Neutral	UCLA 1-0
NCAA Tournament	UCLA 1-0
5/17/97	N W 3-0
2/1/02	H W 8-0 (5)

LOUISIANA TECH

All-Time	UCLA 1-0
Streak	UCLA +1
Neutral	UCLA 1-0
NCAA Tournament	UCLA 1-0
College World Series	UCLA 1-0
5/26/83	N W 8-0

LOUISVILLE

All-Time	UCLA 1-0
Streak	UCLA +1
At UCLA	UCLA 1-0
NCAA Tournament	UCLA 1-0
5/21/04	H W 2-0

LOYOLA-CHICAGO

All-Time	UCLA 2-0
Streak	UCLA +2
At UCLA	UCLA 2-0
3/3/07	H W 3-0
3/4/07	H W 9-1 (5)

LOYOLA MARYMOUNT

All-Time	UCLA 22-1
Streak	UCLA +3
At UCLA	UCLA 13-1
At Loyola Marymount	UCLA 6-0
Neutral	UCLA 3-0
NCAA Tournament	UCLA 2-1
2/11/87	A W 10-0 (5)
2/11/87	A W 12-0
5/6/87	H W 8-1
5/6/87	H W 10-0 (5)
2/18/95	N W 8-0 (6)
1/27/96	H W 9-0 (5)
1/27/96	H W 5-4
1/29/97	A W 3-0
1/29/97	A W 1-0
3/2/97	N W 1-0
1/31/98	H W 5-3
1/31/98	H W 3-0
4/14/99	H W 3-0
4/14/99	H W 8-0 (6)
3/3/00	N W 2-0
1/31/03	H W 9-0 (5)
5/20/05	H W 6-1
2/27/07	H W 5-2
5/18/07	H W 6-3
5/19/07	H L 2-4
3/28/10	A W 8-2
3/28/10	A W 5-0 (5)
4/6/11	H W 5-4

LSU

All-Time	UCLA 5-1
Streak	UCLA +5
Neutral	UCLA 5-1
NCAA Tournament	UCLA 2-0
College World Series	UCLA 2-0
2/21/98	N L 1-3
5/27/01	N W 6-0
2/17/02	N W 7-0
2/14/03	N W 2-0
5/28/04	N W 2-0
2/24/06	N W 3-1

MARSHALL

All-Time	UCLA 1-0
Streak	UCLA +1
Neutral	UCLA 1-0
3/8/96	N W 10-1 (5)

MARYLAND

All-Time	UCLA 4-0
Streak	UCLA +4
Neutral	UCLA 4-0
2/12/99	N W 11-0 (5)
2/4/00	N W 9-0 (5)
2/24/07	N W 6-0
2/22/09	N W 5-0

MASSACHUSETTS

All-Time	UCLA 5-0
----------	----------

Streak	UCLA +5
Neutral	UCLA 5-0
NCAA Tournament	UCLA 2-0
College World Series	UCLA 2-0
5/21/92	N W 4-0
5/24/92	N W 11-1 (5)
2/11/06	N W 8-0 (6)
2/22/08	N W 4-2
2/21/09	N W 4-2

MERCER

All-Time	UCLA 2-0
Streak	UCLA +2
Neutral	UCLA 2-0
3/12/99	N W 8-0 (6)
3/11/06	N W 8-0 (6)

MICHIGAN

All-Time	UCLA 9-6-1
Streak	Michigan +2
At UCLA	UCLA 5-1
Neutral	Michigan 5-4-1
NCAA Tournament	UCLA 3-2
College World Series	UCLA 3-2
2/24/84	H W 2-0
2/24/84	H W 7-1
3/25/87	H W 10-2
3/25/87	H W 4-0
3/4/95	H L 4-5 (8)
5/23/96	N W 2-0
5/24/97	N W 7-3
2/20/98	N L 1-3
2/18/00	N T 4-4 (6)
2/15/04	N W 3-0
6/6/05	N W 5-0
6/7/05	N L 2-5
6/8/05	N L 1-4 (10)
3/15/06	H W 6-4 (10)
2/14/09	N L 4-7
2/14/10	N L 2-4 (13)

MICHIGAN STATE

All-Time	UCLA 4-0
Streak	UCLA +4
Neutral	UCLA 4-0
NCAA Tournament	UCLA 2-0
3/8/96	N W 6-3
5/17/03	N W 6-2
5/18/03	N W 5-0
2/23/07	N W 8-0 (6)

MINNESOTA

All-Time	UCLA 5-0
Streak	UCLA +5
At UCLA	UCLA 1-0
Neutral	UCLA 4-0
NCAA Tournament	UCLA 1-0
5/27/78	N W 3-0 (11)
2/14/92	N W 6-0
2/20/92	N W 1-0
2/23/92	N W 5-0
5/22/99	H W 5-0

MISSISSIPPI

All-Time	Tied 1-1
Streak	Mississippi +1
Neutral	Tied 1-1
3/11/00	N W 4-0
3/4/05	N L 2-3 (14)

MISSISSIPPI STATE

All-Time	UCLA 3-0
Streak	UCLA +3
Neutral	UCLA 3-0
2/12/99	N W 5-0

3/10/06	N W 2-0
3/12/06	N W 3-0

MISSISSIPPI VALLEY STATE

All-Time	UCLA 1-0
Streak	UCLA +1
At UCLA	UCLA 1-0
NCAA Tournament	UCLA 1-0
5/20/04	H W 8-0 (5)

MISSOURI

All-Time	UCLA 11-2
Streak	Missouri +1
At UCLA	UCLA 5-2
Neutral	UCLA 6-0
NCAA Tournament	UCLA 4-2
College World Series	UCLA 2-0
1979	N W 4-1
5/26/83	N W 1-0
5/25/91	N W 5-0
3/6/99	N W 9-0 (6)
5/23/99	H W 12-5
2/28/03	H W 8-0 (5)
3/1/03	H W 5-0
3/2/03	H W 2-0
2/15/08	N W 4-0
3/1/09	N W 2-1
5/23/09	H L 1-2
5/24/09	H W 5-2
5/24/09	H L 1-9 (5)

MISSOURI STATE

All-Time	UCLA 3-0
Streak	UCLA +3
At UCLA	UCLA 1-0
Neutral	UCLA 2-0
NCAA Tournament	UCLA 2-0
5/26/78	N W 1-0
5/18/96	N W 8-2
5/19/06	H W 11-2 (6)

NEBRASKA

All-Time	UCLA 11-1
Streak	UCLA +8
Neutral	UCLA 11-1
NCAA Tournament	UCLA 4-0
College World Series	UCLA 4-0
5/28/84	N W 1-0
5/25/85	N W 3-0
5/26/85	N W 2-1 (9)
3/29/87	N L 1-3
5/22/87	N W 3-0
3/27/88	N W 9-0
3/27/92	N W 6-1
2/17/01	N W 6-2
2/9/02	N W 6-1
2/16/02	N W 11-2 (5)
2/15/03	N W 5-1
2/13/04	N W 10-1 (5)

NEVADA

All-Time	UCLA 12-3
Streak	UCLA +12
At UCLA	UCLA 7-0
Neutral	UCLA 5-3
NCAA Tournament	UCLA 2-0
5/2/75	N L 0-6
4/29/76	N L 4-5
5/5/77	N L 0-1
5/7/77	N W 1-0
5/4/78	N W 1-0 (9)
3/6/87	N W 5-2
4/12/87	H W 3-0
4/12/87	H W 7-0
3/29/88	H W 14-0 (5)
3/29/88	H W 12-1 (5)

3/7/04	N W 3-0
2/11/07	N W 9-1 (5)
2/8/08	H W 10-1 (5)
5/17/08	H W 6-4 (9)
5/18/08	H W 4-3

NEW MEXICO

All-Time	UCLA 7-1
Streak	New Mexico +1
At UCLA	UCLA 2-0
Neutral	UCLA 5-1
4/15/84	N W 3-1
4/15/84	N W 3-0
3/27/87	N W 3-0
3/26/88	N W 4-0
3/7/91	H W 7-0
3/7/91	H W 5-1
3/27/92	N W 6-0
2/10/07	N L 1-13 (5)

NEW MEXICO STATE

All-Time	UCLA 5-0
Streak	UCLA +5
Neutral	UCLA 5-0
2/15/90	N W 2-0
2/14/91	N W 4-0
2/15/92	N W 15-0 (5)
2/14/99	N W 2-0
3/10/01	N W 4-0

NICHOLLS STATE

All-Time	UCLA 1-0
Streak	UCLA +1
Neutral	UCLA 1-0
NCAA Tournament	UCLA 1-0
5/16/97	N W 3-0

NORTH CAROLINA

All-Time	UCLA 1-0
Streak	UCLA +1
At UCLA	UCLA 1-0
3/10/10	H W 1-0

UNC GREENSBORO

All-Time	UCLA 1-0
Streak	UCLA +1
Neutral	UCLA 1-0
3/8/02	N W 8-0 (6)

NORTH CAROLINA STATE

All-Time	UCLA 1-0
Streak	UCLA +1
Neutral	UCLA 1-0
2/21/09	N W 12-1 (5)

NORTH DAKOTA STATE

All-Time	UCLA 2-0
Streak	UCLA +2
At UCLA	UCLA 2-0
2/11/11	H W 7-0
2/12/11	H W 15-2 (5)

NORTH TEXAS

All-Time	UCLA 1-0
Streak	UCLA +1
Neutral	UCLA 1-0
3/12/04	N W 6-0

NORTHERN COLORADO

All-Time	UCLA 4-0
Streak	UCLA +4
Neutral	UCLA 4-0
5/29/78	N W 3-0
5/25/79	N W 2-0

4/13/84	N W 6-0
4/13/84	N W 5-0

NORTHERN ILLINOIS

All-Time	UCLA 1-0
Streak	UCLA +1
Neutral	UCLA 1-0
NCAA Tournament	UCLA 1-0
College World Series	UCLA 1-0
5/25/88	N W 1-0

NORTHERN IOWA

All-Time	UCLA 2-0
Streak	UCLA +2
At UCLA	UCLA 2-0
NCAA Tournament	UCLA 2-0
5/18/90	H W 2-0
5/19/90	H W 4-0

NORTHWESTERN

All-Time	UCLA 13-3
Streak	UCLA +6
At UCLA	UCLA 3-2
Neutral	UCLA 10-1
NCAA Tournament	UCLA 2-1
College World Series	UCLA 2-1
5/26/84	N W 1-0 (9)
5/25/85	N W 1-0
4/3/87	H L 0-2
4/3/87	H W 3-2 (8)
3/25/88	N W 4-1
3/30/88	H W 5-1
3/30/88	H W 2-0
2/21/04	N W 5-1
3/26/06	H L 2-3
6/4/06	N L 1-3 (8)
2/25/07	N W 8-6
2/24/08	N W 6-2
3/9/08	N W 2-0
2/13/09	N W 16-10
2/27/10	N W 10-5 (8)
2/27/11	N W 5-4 (8)

NOTRE DAME

All-Time	UCLA 6-0
Streak	UCLA +6
At UCLA	UCLA 2-0
Neutral	UCLA 4-0
3/11/94	N W 12-0 (5)
3/10/98	H W 4-3 (10)
2/25/05	N W 3-1
3/11/07	N W 9-3
3/7/08	N W 3-2
3/10/09	H W 3-1

OHIO

All-Time	UCLA 1-0
Streak	UCLA +1
At UCLA	UCLA 1-0
3/24/11	H W 9-1 (5)

OHIO STATE

All-Time	UCLA 7-1
Streak	UCLA +1
At UCLA	UCLA 3-0
Neutral	UCLA 4-1
3/3/91	N W 2-0
2/16/92	N W 1-0
3/3/95	H W 5-0 (6)
3/2/96	H W 9-0 (5)
3/2/96	H W 13-0 (5)
2/24/06	N W 4-1
2/28/10	N L 0-7
2/27/11	N W 12-5

OKLAHOMA

All-Time	UCLA 8-2
Streak	UCLA +1
At UCLA	UCLA 3-1
Neutral	UCLA 5-1
NCAA Tournament	Tied 1-1
College World Series	Tied 1-1
3/9/81	H W 3-2
3/9/81	H W 11-0
2/16/90	N W 7-1
3/13/94	N W 3-0
5/29/00	N L 1-3
5/25/02	N W 2-0
2/26/06	N W 2-0
2/8/08	H W 6-1
2/10/08	H L 0-7
2/25/11	N W 3-0

OKLAHOMA STATE

All-Time	UCLA 9-5
Streak	Oklahoma State +2
Neutral	UCLA 9-5
NCAA Tournament	UCLA 4-1
College World Series	UCLA 4-1
4/11/81	N W 4-1
5/23/81	N W 5-0
5/27/82	N W 2-1 (13)
3/8/86	N L 2-3 (10)
3/27/87	N W 2-0
5/27/89	N W 2-1
5/26/90	N W 2-1
2/21/93	N W 7-0
5/29/93	N L 0-1 (13)
5/30/93	N W 5-0
3/13/94	N L 2-8
3/1/97	N W 6-2
2/26/05	N L 1-2
2/17/07	N L 1-8

PACIFIC

All-Time	UCLA 11-1
Streak	UCLA +8
At UCLA	UCLA 4-0
Neutral	UCLA 7-1
NCAA Tournament	UCLA 2-1
3/8/84	H W 2-0
3/8/84	H W 3-0
3/31/85	N W 7-2
5/16/85	N L 1-3
5/17/85	N W 3-0
5/17/85	N W 2-0
3/4/87	H W 1-0
3/4/87	H W 6-2
2/15/91	N W 2-0
2/14/92	N W 10-0 (5)
2/20/99	N W 9-5
2/18/00	N W 9-3

PENN STATE

All-Time	UCLA 2-0
Streak	UCLA +2
Neutral	UCLA 2-0
3/11/94	N W 6-0
2/21/04	N W 5-2

PORTLAND STATE

All-Time	UCLA 6-0
Streak	UCLA +6
At UCLA	UCLA 1-0
Neutral	UCLA 5-0
2/21/99	N W 13-5 (6)
2/16/01	N W 20-0 (5)
2/14/04	N W 5-0
2/16/08	N W 7-4
2/21/10	H W 11-0 (6)
2/19/11	N W 3-0

PURDUE

All-Time	UCLA 2-1
Streak	Purdue +1
At UCLA	UCLA 2-1
3/2/02	H W 4-2
3/2/02	H W 3-0
2/7/09	H L 1-2

RHODE ISLAND

All-Time	UCLA 2-0
Streak	UCLA +2
At Rhode Island	UCLA 2-0
NCAA Tournament	UCLA 2-0
5/13/83	A W 1-0 (9)
5/14/83	A W 1-0 (12)

ROBERT MORRIS

All-Time	UCLA 1-0
Streak	UCLA +1
Neutral	UCLA 1-0
3/12/94	N W 6-2

RUTGERS

All-Time	UCLA 3-0
Streak	UCLA +3
Neutral	UCLA 3-0
2/21/03	N W 8-1
2/23/03	N W 8-0 (5)
3/8/08	N W 9-0

SACRAMENTO STATE

All-Time	UCLA 21-5
Streak	UCLA +2
At UCLA	UCLA 9-1
At Sacramento State	UCLA 3-1
Neutral	UCLA 9-3
5/1/75	N L 2-8
4/9/77	A L 1-4
4/9/77	A W 5-2
5/7/77	N L 3-5
5/4/78	N W 1-0 (12)
4/20/79	H W 3-0
4/20/79	H L 0-1 (13)
3/3/90	N W 2-0
4/28/90	H W 6-1
4/28/90	H W 3-0
2/15/91	N W 8-0 (6)
3/3/91	N W 6-0
3/28/91	N W 8-0
3/30/91	N W 10-1
4/13/91	A W 1-0
4/13/91	A W 5-1
4/26/92	H W 4-0
4/26/92	H W 7-0
2/26/94	N W 2-0
4/9/95	H W 2-0
4/9/95	H W 3-0
2/27/99	H W 8-2
2/27/99	H W 9-1 (5)
2/17/00	N L 1-2
2/9/06	N W 22-3 (5)
3/11/11	N W 5-3

ST. JOHN'S

All-Time	UCLA 2-0
Streak	UCLA +2
Neutral	UCLA 2-0
3/7/03	N W 8-0 (5)
3/5/05	N W 3-0

SAINT MARY'S

All-Time	UCLA 12-0
Streak	UCLA +12
At UCLA	UCLA 5-0
At Saint Mary's	UCLA 4-0

Neutral	UCLA 3-0
NCAA Tournament	UCLA 1-0
2/2/89	H W 10-0 (6)
2/2/89	H W 8-0
4/1/89	A W 1-0
4/1/89	A W 6-0
2/20/92	N W 9-0
2/3/97	H W 11-0 (5)
2/3/97	H W 13-0 (5)
1/24/98	A W 7-1
1/24/98	A W 5-2 (5)
3/4/00	N W 6-0
5/21/10	H W 11-4
3/13/11	N W 12-1 (5)

SAINT PETER'S

All-Time	UCLA 1-0
Streak	UCLA +1
Neutral	UCLA 1-0
3/2/08	N W 10-0 (5)

SAN DIEGO

All-Time	UCLA 7-0
Streak	UCLA +7
At UCLA	UCLA 4-0
At San Diego	UCLA 2-0
Neutral	UCLA 1-0
3/16/99	H W 7-0
3/16/99	H W 2-1
3/3/00	N W 2-0
2/10/01	H W 8-0 (6)
2/10/01	H W 7-0
2/29/08	A W 10-0 (6)
3/1/09	A W 13-0

SAN DIEGO STATE

All-Time	UCLA 61-2
Streak	UCLA +54
At UCLA	UCLA 28-0
At San Diego State	UCLA 18-1
Neutral	UCLA 9-0
NCAA Tournament	UCLA 4-0

4/23/76	A W 2-1
4/14/77	H W 10-0
4/14/77	H W 14-3
4/29/77	A L 1-2
4/29/77	A W 3-1
1978	W 6-0
1978	W 2-0
1978	L 1-2
4/9/79	W 2-0 (9)
4/18/79	W 2-1
4/18/79	W 5-0
3/13/80	A W 2-0
3/13/80	A W 5-0
3/29/80	H W 3-0
3/29/80	H W 5-0
3/14/81	H W 1-0
3/14/81	H W 3-0
4/22/81	A W 5-1
3/6/82	H W 4-0
3/6/82	H W 2-1
4/14/82	A W 1-0
4/14/82	A W 3-0
4/15/83	A W 1-0
4/15/83	A W 2-0
5/6/83	H W 1-0 (12)
5/6/83	H W 1-0
3/10/84	H W 3-0
3/10/84	H W 2-0 (8)
4/24/84	A W 2-0
4/24/84	A W 2-0
4/23/85	H W 1-0
4/23/85	H W 3-0
2/27/87	H W 4-0
2/27/87	H W 3-0

2/25/90	A W 5-1
2/25/90	A W 5-0
3/2/90	N W 4-0
3/10/91	H W 5-0
3/10/91	H W 6-0
2/21/92	N W 9-0 (5)
3/26/92	N W 6-1
2/8/95	H W 6-0
2/17/95	N W 6-2
3/24/96	H W 3-1
3/24/96	H W 5-2
3/1/97	N W 13-0 (5)
2/21/98	N W 8-0 (5)
5/19/01	H W 3-1
5/20/01	H W 11-0 (5)
2/2/02	H W 8-0 (5)
2/8/04	N W 6-2
3/6/04	A W 1-0 (10)
3/13/04	N W 2-0
2/12/06	N W 2-1
5/21/06	H W 7-0
3/1/08	A W 2-1 (9)
2/8/09	H W 6-2 (9)
2/28/09	A W 4-3
5/22/10	H W 4-3
2/13/11	H W 8-2
3/5/11	A W 3-1

SAN JOSE STATE

All-Time	UCLA 10-0
Streak	UCLA +10
At UCLA	UCLA 7-0
At San Jose State	UCLA 3-0
4/8/90	H W 1-0
4/8/90	H W 1-0 (10)
4/21/94	H W 9-1 (5)
4/21/94	H W 6-0
4/2/95	A W 6-0
4/2/95	A W 15-1 (6)
2/3/01	A W 8-0 (5)
2/3/02	H W 3-0
3/4/06	H W 8-0 (5)
3/4/06	H W 8-2

SANTA CLARA

All-Time	UCLA 16-0
Streak	UCLA +16
At UCLA	UCLA 7-0
At Santa Clara	UCLA 6-0
Neutral	UCLA 3-0
3/27/87	N W 8-1
4/1/90	A W 2-0
4/1/90	A W 1-0
5/7/94	H W 8-0 (5)
5/7/94	H W 7-0
4/23/96	A W 1-0 (8)
4/23/96	A W 4-2
1/25/98	A W 4-0
1/25/98	A W 7-1
2/5/99	H W 14-1 (5)
2/5/99	H W 3-0
2/7/04	N W 4-0
3/6/05	N W 6-5
3/5/06	H W 8-2
3/5/06	H W 8-1
2/9/08	H W 27-1 (5)

SIMON FRASER

All-Time	UCLA 1-0
Streak	UCLA +1
At UCLA	UCLA 1-0
2/17/09	H W 13-2 (5)

SOUTH CAROLINA

All-Time	UCLA 11-1
Streak	UCLA +3
At South Carolina	UCLA 2-1
Neutral	UCLA 9-0

NCAA Tournament	UCLA 4-1
College World Series	UCLA 2-0
5/21/81	N W 3-0
5/28/83	N W 2-1 (17)
5/24/89	N W 3-0
2/25/94	N W 10-2 (6)
2/27/94	N W 8-1
3/13/94	N W 5-0
5/21/94	A W 3-1
2/21/97	N W 1-0
5/19/02	A L 1-2
5/19/02	A W 1-0
2/14/03	N W 12-0 (5)
2/15/08	N W 6-2

SOUTH DAKOTA STATE

All-Time	UCLA 1-0
Streak	UCLA +1
Neutral	UCLA 1-0
2/15/09	N W 12-0 (5)

SOUTH FLORIDA

All-Time	UCLA 9-0
Streak	UCLA +9
At UCLA	UCLA 4-0
At South Florida	UCLA 3-0
Neutral	UCLA 2-0
NCAA Tournament	UCLA 2-0
3/6/86	N W 6-5 (8)
2/22/92	N W 6-0
3/10/94	A W 10-0 (5)
3/8/96	A W 8-0 (5)
2/5/00	A W 6-1
3/3/01	H W 10-0 (5)
3/3/01	H W 5-3
5/27/06	H W 2-0
5/28/06	H W 3-1

S. ILLINOIS EDWARDSVILLE

All-Time	UCLA 1-0
Streak	UCLA +1
Neutral	UCLA 1-0
2/18/11	N W 3-2 (9)

SOUTHERN MISSISSIPPI

All-Time	UCLA 1-0
Streak	UCLA +1
Neutral	UCLA 1-0
NCAA Tournament	UCLA 1-0
College World Series	UCLA 1-0
5/28/00	N W 6-0

SOUTHERN UTAH

All-Time	UCLA 4-0
Streak	UCLA +4
At UCLA	UCLA 1-0
Neutral	UCLA 3-0
3/2/90	N W 11-0 (6)
3/4/90	N W 3-1
3/9/07	N W 7-2
3/13/07	H W 1-0

STEPHEN F. AUSTIN

All-Time	UCLA 1-0
Streak	UCLA +1
Neutral	UCLA 1-0
3/30/79	N W 6-1

SYRACUSE

All-Time	UCLA 4-1
Streak	UCLA +3
Neutral	UCLA 4-1
3/5/04	N W 4-1
2/13/05	N L 1-2
3/11/06	N W 3-0
2/9/07	N W 14-4 (6)
3/7/09	N W 11-0 (5)

TENNESSEE

All-Time	UCLA 6-4		
Streak	Tennessee +1		
Neutral	UCLA 6-4		
NCAA Tournament	Tied 1-1		
College World Series	Tied 1-1		
3/6/98	N	L	2-3 (8)
2/4/00	N	W	10-0 (5)
2/6/00	N	W	6-0
2/19/00	N	W	12-1
2/20/04	N	W	3-0
6/3/05	N	W	3-1
6/1/06	N	L	3-4
2/23/07	N	L	1-6
2/13/10	N	W	11-1 (6)
2/26/11	N	L	1-7

TEXAS

All-Time	UCLA 9-3		
Streak	UCLA +1		
At UCLA	Texas 1-0		
At Texas	UCLA 1-0		
Neutral	UCLA 8-2		
NCAA Tournament	UCLA 4-0		
College World Series	UCLA 4-0		
2/13/99	N	W	5-4 (8)
2/11/00	N	W	5-4 (8)
2/24/01	A	W	4-3 (8)
2/9/02	N	W	14-0 (5)
5/25/03	N	W	3-0
5/25/03	N	W	2-1
2/27/05	N	L	0-3 (8)
3/15/05	H	L	0-1 (8)
6/5/05	N	W	3-0
6/3/06	N	W	2-0
2/9/07	N	L	0-1
2/26/10	N	W	9-1 (6)

TEXAS A&M

All-Time	UCLA 9-8		
Streak	Texas A&M +1		
At UCLA	Texas A&M 3-0		
At Texas A&M	UCLA 1-0		
Neutral	UCLA 8-5		
NCAA Tournament	Texas A&M 4-3		
College World Series	A&M 4-3		
5/24/79	N	W	5-0
3/10/80	H	L	2-4 (13)
3/10/80	H	L	0-1
4/10/81	A	W	2-1
5/23/81	N	W	1-0
5/29/83	N	L	0-1 (14)
5/28/84	N	L	0-2
5/29/84	N	W	1-0
5/29/84	N	W	1-0 (13)
3/15/86	H	L	0-1 (10)
5/23/87	N	W	1-0
5/24/87	N	L	0-1
5/24/87	N	L	1-4
2/14/92	N	W	5-3
2/8/02	N	W	9-1 (5)
2/25/06	N	W	5-0
2/10/07	N	L	4-5

TEXAS A&M-CORPUS CHRISTI

All-Time	UCLA 2-0		
Streak	UCLA +2		
At UCLA	UCLA 2-0		
3/1/02	H	W	9-1 (5)
3/1/02	H	W	8-0 (5)

TEXAS-ARLINGTON

All-Time	UCLA 1-0		
Streak	UCLA +1		
Neutral	UCLA 1-0		
2/16/91	N	W	3-0

TEXAS STATE

All-Time	UCLA 4-0		
Streak	UCLA +4		
At Texas State	UCLA 2-0		
Neutral	UCLA 2-0		
2/22/97	N	W	16-0 (5)
2/26/01	A	W	4-3 (10)
2/26/01	A	W	3-1
2/10/02	N	W	4-0

TEXAS TECH

All-Time	UCLA 4-0		
Streak	UCLA +4		
Neutral	UCLA 4-0		
2/10/00	N	W	3-2
3/10/00	N	W	7-0
2/8/02	N	W	11-0 (5)
2/15/02	N	W	13-2 (5)

TOLEDO

All-Time	UCLA 1-0		
Streak	UCLA +1		
Neutral	UCLA 1-0		
2/16/90	N	W	4-0

UC DAVIS

All-Time	UCLA 1-0		
Streak	UCLA +1		
At UCLA	UCLA 1-0		
2/20/10	H	W	8-0 (6)

UC RIVERSIDE

All-Time	UCLA 19-2		
Streak	UC Riverside +1		
At UCLA	UCLA 7-0		
At UC Riverside	UCLA 7-2		
Neutral	UCLA 2-0		
4/23/75	H	W	7-1
5/1/75	N	W	14-3
5/20/75	A	W	22-5
4/21/76	A	W	9-1
5/7/76	A	L	1-3
4/25/77	H	W	9-7
1978	W	8-0	
1978	W	1-0	
1978	W	16-0 (5)	
3/6/01	H	W	10-0 (5)
3/6/01	H	W	4-0
4/25/01	A	W	12-0 (5)
4/25/01	A	W	8-0 (5)
2/20/02	H	W	14-0 (5)
2/20/02	H	W	6-0
2/5/03	A	W	15-0
2/5/03	A	W	20-0 (5)
2/2/05	N	W	3-0
2/21/06	A	W	2-0
2/13/07	H	W	14-0 (5)
3/3/10	A	L	2-3

UC SANTA BARBARA

All-Time	UCLA 67-4		
Streak	UCLA +4		
At UCLA	UCLA 26-2		
At UC Santa Barbara	UCLA 25-1		
Neutral	UCLA 8-1		
4/19/75	N	W	17-3
4/10/76	A	W	7-1
5/5/77	N	W	7-2
5/6/77	N	W	7-1
1978	W	2-0	
1978	W	3-2 (14)	
1978	W	4-1	
1978	W	3-2	

4/4/79		W	5-0
4/4/79		W	1-0 (8)
4/30/79		W	5-0
4/30/79		W	5-3
5/5/82	H	W	3-0
5/5/82	H	W	6-1
3/9/83	H	W	1-0
3/9/83	H	W	4-0
4/26/83	A	W	4-0
4/26/83	A	W	3-1
2/28/84	A	W	4-1
2/28/84	A	W	9-0
4/19/84	H	W	2-0
4/19/84	H	W	3-0
3/31/85	N	W	4-0 (6)
4/26/85	N	W	2-0
4/26/85	N	W	6-0
4/27/85	A	W	6-0
4/27/85	A	W	3-0
4/9/86	H	W	4-0
4/9/86	H	W	1-0
4/23/86	A	L	0-1
4/23/86	A	W	6-0
2/25/87	H	W	2-1
2/25/87	H	W	2-1
2/12/88	A	W	4-0
2/12/88	A	W	5-0 (3)
2/24/88	H	W	8-2
2/24/88	H	W	2-1
2/18/89	A	W	4-0
2/18/89	A	W	2-0 (8)
2/2/91	H	W	5-0
2/2/91	H	W	2-0
3/28/91	N	W	5-4
3/30/91	N	L	0-1 (9)
3/4/93	H	W	1-0
3/4/93	H	W	3-0
2/15/94	A	W	6-0
2/15/94	A	W	6-2
2/22/95	H	W	10-0 (5)
2/22/95	H	W	10-3
2/13/96	A	W	1-0
2/13/96	A	W	12-0 (5)
3/14/01	A	W	6-1
3/13/02	H	W	7-1
3/13/02	H	W	4-0
2/26/03	A	W	6-0
2/26/03	A	W	2-0
2/28/04	H	W	10-0 (6)
2/28/04	H	W	7-0
1/30/05	A	W	5-1
1/30/05	A	W	9-1
2/10/06	N	W	9-3
3/27/07	H	L	1-3
2/9/08	H	W	7-5 (8)
3/25/08	A	W	7-2
3/25/08	A	W	8-1
3/24/09	H	W	8-0 (6)
3/24/09	H	L	2-7
2/17/10	A	W	14-0 (5)
2/17/10	A	W	11-1 (6)
3/29/11	H	W	12-2 (5)
3/29/11	H	W	10-4

UCF

All-Time	UCLA 2-0		
Streak	UCLA +2		
At UCLA	UCLA 1-0		
Neutral	UCLA 1-0		
2/16/07	N	W	3-0
2/12/11	H	W	10-2 (5)

UNLV

All-Time	UCLA 25-1		
-----------------	-----------	--	--

Streak	UCLA +11		
At UCLA	UCLA 13-0		
At UNLV	UCLA 9-0		
Neutral	UCLA 3-1		
NCAA Tournament	UCLA 3-1		
3/8/80	H	W	4-0
3/8/80	H	W	4-1
3/12/81	H	W	7-0
3/12/81	H	W	12-0
4/4/81	A	W	12-0
4/4/81	A	W	13-0
3/10/85	H	W	2-0
3/7/86	A	W	10-2
4/14/86	H	W	1-0
4/14/86	H	W	3-0
3/6/87	A	W	9-0
3/2/91	A	W	1-0 (8)
2/19/93	N	W	3-1
2/25/94	A	W	5-0
5/21/94	N	L	0-1 (9)
5/22/94	N	W	2-1 (8)
5/22/94	N	W	3-2
2/23/97	A	W	9-1 (5)
3/4/01	H	W	3-0
5/21/05	H	W	4-1
3/14/06	H	W	11-4
2/17/07	A	W	8-0 (5)
3/5/08	H	W	1-0
2/13/09	A	W	9-7
3/27/10	H	W	8-0 (5)
3/27/10	H	W	11-3 (5)

UTAH STATE

All-Time	UCLA 14-4		
Streak	UCLA +9		
At UCLA	UCLA 5-1		
At Utah State	Tied 1-1		
Neutral	UCLA 8-2		
NCAA Tournament	UCLA 1-0		
College World Series	UCLA 1-0		
3/19/77	H	W	8-7
4/22/78	A	L	0-2
4/22/78	A	W	6-2
5/26/78	N	W	7-0
5/22/81	N	L	0-1
4/14/84	N	W	3-0
4/14/84	N	L	0-2
5/23/84	N	W	6-0
3/23/87	H	L	0-2
3/23/87	H	W	3-2
3/27/92	N	W	1-0 (9)
2/19/93	N	W	1-0
2/22/97	N	W	3-2 (8)
2/10/02	N	W	9-0 (6)
3/17/05	H	W	8-0 (5)
3/17/05	H	W	8-7
2/11/11	H	W	19-0 (5)
2/20/11	N	W	13-3 (6)

UTEP

All-Time	UCLA 1-0		
Streak	UCLA +1		
Neutral	UCLA 1-0		
3/6/10	N	W	6-0

VIRGINIA

All-Time				UCLA 2-0
Streak				UCLA +2
Neutral				UCLA 2-0
3/9/02	N	W		2-0
3/9/02	N	W		3-0

A

Danesha Adams 2005												
YR	AVG	GP-GS	AB	R	H	2B	3B	HR	RBI	BB	S	SB-ATT
'05	.000	8-0	0	2	0	0	0	0	0	0	0	1-1

Julie Adams 1996-1997, 1999-2000												
YR	AVG	GP-GS	AB	R	H	2B	3B	HR	RBI	BB	S	SB-ATT
'96	.389	57-56	175	44	68	8	1	10	43	21	15	0-0
'97	.324	42-41	111	24	36	5	0	8	30	22	11	0-0
'99	.379	67-67	198	33	75	12	1	16	61	30	25	2-4
'00	.302	53-53	159	15	48	6	1	6	32	22	15	0-1
TOT	.353	219-217	643	116	227	31	3	40	166	95	66	2-5

Michelle Aguilar 1980-1983												
YR	AVG	GP	AB	R	H	2B	3B	HR	RBI	BB	S	SB
'80	.200	22	60	9	12	0	0	0	3	5	5	2
'81	.133	29	83	9	11	0	0	0	5	6	4	1
'82	.221	32	68	5	15	1	0	0	1	3	7	0
'83	.226	32	93	5	21	1	0	0	2	6	5	0
TOT	.194	115	304	28	59	2	0	0	11	20	21	3

Joanne Alchin 1992-1993												
YR	AVG	GP-GS	AB	R	H	2B	3B	HR	RBI	BB	S	SB-ATT
'92	.323	56-56	158	20	51	11	0	2	27	17	17	7-7
'93	.302	49-49	129	25	39	6	2	3	14	15	15	0-0
TOT	.314	105-105	287	45	90	17	2	5	41	32	32	7-7

Christie Ambrosi 1996-1997, 1999												
YR	AVG	GP-GS	AB	R	H	2B	3B	HR	RBI	BB	S	SB-ATT
'96	.309	58-58	178	35	55	6	0	1	35	18	11	3-3
'97	.343	58-58	204	43	70	10	6	0	22	13	7	5-6
'99	.429	68-68	240	65	103	14	4	10	48	19	14	25-28
TOT	.367	184-184	622	143	228	30	10	11	105	50	32	33-37

Nicole Anderson 1991, 1993												
YR	AVG	GP-GS	AB	R	H	2B	3B	HR	RBI	BB	S	SB-ATT
'91	.143	8	14	4	2	0	0	0	0	1	6	1-2
'93	.444	24-15	9	15	4	0	1	0	3	2	0	0-1
TOT	.261	32	23	19	6	0	1	0	3	3	6	1-3

Karen Andrews 1979-1982												
YR	AVG	GP	AB	R	H	2B	3B	HR	RBI	BB	S	SB
'81	.667	24	6	1	4	0	0	0	1	0	0	0
'82	.000	11	3	1	0	0	0	0	0	0	0	0
TOT	.444	35	9	2	4	0	0	0	1	0	0	0

YR	ERA	W-L	APP	GS	CG	SH	SV	IP	H	R	ER	BB	S
'79	0.06	11-4	16	16	16	-	0	113.1	40	6	1	16	133
'80	0.26	13-4	20	-	-	-	-	134.0	53	9	5	45	131
'81	0.41	17-3	21	-	-	-	-	170.2	83	19	10	29	133
'82	0.44	6-2	10	9	8	4	0	63.1	26	5	4	11	49
TOT	0.29	47-13	67	25	24	4	0	481.1	202	39	20	101	446

Sandra Arledge 1986-1987												
YR	AVG	GP	AB	R	H	2B	3B	HR	RBI	BB	S	SB-ATT
'86	.317	41	126	19	40	2	4	1	17	2	4	3-3
'87	.387	59	191	43	74	8	5	4	29	5	5	8-9
TOT	.360	100	317	62	114	10	9	5	46	7	9	11-12

Torla Auelua 2000-2003												
YR	AVG	GP-GS	AB	R	H	2B	3B	HR	RBI	BB	S	SB-ATT
'00	.215	47-42	121	11	26	3	1	0	10	5	15	2-3
'01	.284	35-29	81	8	23	2	0	2	10	5	12	1-2
'02	.218	57-55	142	13	31	8	1	1	10	15	10	3-3
'03	.242	60-60	178	21	43	11	0	6	30	14	30	1-1
TOT	.236	199-186	522	53	123	24	2	9	60	39	67	7-9

B

Whitney Baker											2007-2010			
YR	ERA	W-L	APP	GS	CG	SH	SV	IP	H	R	ER	BB	SO	
'07	2.65	4-3	11	6	3	2	0	37.0	34	21	14	16	45	
'08	2.33	0-0	2	0	0	0	0	3.0	2	1	1	1	5	
'09	3.33	9-2	17	15	3	0	0	63.0	62	38	30	35	73	
'10	3.25	3-1	7	5	2	0	0	23.2	22	11	11	10	18	
TOT	3.09	16-6	37	26	8	2	0	126.2	120	71	56	62	141	

Nikki Barbieri 1996-1997												
YR	AVG	GP-GS	AB	R	H	2B	3B	HR	RBI	BB	S	SB-ATT
'96	.000	39-0	0	11	0	0	0	0	0	0	0	1-1
'97	.000	44-0	0	18	0	0	0	0	0	0	0	4-5
TOT	.000	83-0	0	29	0	0	0	0	0	0	0	5-6

B.B. Bates 2010-												
YR	AVG	GP-GS	AB	R	H	2B	3B	HR	RBI	BB	S	SB-ATT
'10	.322	61-61	199	40	64	5	1	5	31	16	47	6-8
'11	.324	54-54	176	37	57	7	1	11	44	11	39	7-8
TOT	.323	115-115	375	77	121	12	2	16	75	27	86	13-16

Diane Batham 1983												
YR	AVG	GP	AB	R	H	2B	3B	HR	RBI	BB	S	SB
'83	.300	13	20	1	6	0	0	0	2	3	6	0

Kelly Beach 1980												
YR	AVG	GP	AB	R	H	2B	3B	HR	RBI	BB	S	SB
'80	.128	34	86	4	11	1	1	0	6	1	11	1

Caitlin Benyi 2003-2006												
YR	AVG	GP-GS	AB	R	H	2B	3B	HR	RBI	BB	S	SB-ATT
'03	.301	61-61	186	39	56	4	1	8	34	11	33	9-12
'04	.379	56-56	177	51	67	14	0	24	43	32	22	2-2
'05	.333	55-55	168	39	56	8	1	14	35	25	40	0-3
'06	.320	51-51	150	31	48	7	1	9	37	22	28	4-4
TOT	.333	223-223	681	160	227	33	3	55	149	90	123	15-21

Jane Beyer 1975-1977												
YR	AVG	GP	AB	R	H	2B	3B	HR	RBI	BB	S	SB
'75	.286	19	63	33	18	1	1	2	11	17	-	6
'76	.213	16	47	16	10	2	0	2	10	14	1	5
'77	No Stats Available											
TOT	.255	35	110	49	28	3	1	4	21	31	1	11

Cindy Bird 1987												
YR	AVG	GP	AB	R	H	2B	3B	HR	RBI	BB	S	SB-ATT
'87	.286	8	7	0	2	0	0	0	3	0	0	0-0

Barbara Booth 1980-1983												
YR	AVG	GP	AB	R	H	2B	3B	HR	RBI	BB	S	SB
'80	.261	27	69	9	18	0	4	0	7	3	6	0
'81	.285	39	137	8	39	5	3	0	12	1	6	0
'82	.233	29	86	5	20	4	0	0	4	1	5	1
'83	.273	43	128	8	35	3	1	0	15	11	7	0
TOT	.267	138	420	30	112	12	8	0	38	16	24	1

Tiffany Boyd 1989												
YR	AVG	GP	AB	R	H	2B	3B	HR	RBI	BB	S	SB-ATT
'89	.156	25	32	1	5	0	0	0	2	2	3	0-0

Kaci Clark 1995-1996													
YR	ERA	W-L	APP	GS	CG	SH	SV	IP	H	R	ER	BB	SO
'95	0.88	10-0	13	13	7	7	0	64.0	44	8	8	12	43
'96	2.42	14-3	24	22	13	5	0	121.2	126	50	42	41	97
TOT	1.89	24-3	37	35	20	12	0	185.2	170	58	50	53	140

Krista Colburn 2005-2008													
YR	AVG	GP-GS	AB	R	H	2B	3B	HR	RBI	BB	S	SB	ATT
'05	.294	60-60	163	16	48	6	2	3	20	19	33	4	4
'06	.283	59-59	191	26	54	7	4	7	39	10	31	3	4
'07	.382	55-55	173	50	66	9	2	7	32	35	21	11	15
'08	.320	59-59	169	43	54	9	0	2	25	35	21	4	7
TOT	.319	233-233	696	135	222	31	8	19	116	99	106	22	30

YR	ERA	W-L	APP	GS	CG	SH	SV	IP	H	R	ER	BB	SO
'05	5.25	2-0	3	2	1	1	0	10.2	14	8	8	4	12

Cathy Collings 1976-1979													
YR	AVG	GP	AB	R	H	2B	3B	HR	RBI	BB	S	SB	ATT
'76	.205	16	44	13	9	1	0	0	4	7	1	2	
'77	.301	-	83	-	25	-	-	3	13	-	-	-	
No Stats Available													
'79	.165	33	79	4	13	1	0	0	5	11	5	2	
TOT	.228	49	206	17	47	2	0	3	22	18	6	4	

Katie Colln 2009													
YR	AVG	GP-GS	AB	R	H	2B	3B	HR	RBI	BB	S	SB	ATT
'09	.000	3-0	0	0	0	0	0	0	0	0	0	0	0-0

Heather Compton 1990-1993													
YR	AVG	GP	AB	R	H	2B	3B	HR	RBI	BB	S	SB	ATT
'91	.500	27	2	0	1	0	0	0	0	0	1	0-0	

YR	ERA	W-L	APP	GS	CG	SH	SV	IP	H	R	ER	BB	SO
'90	0.36	18-1	20	18	17	13	0	134.2	59	7	7	25	118
'91	0.31	22-4	27	25	23	18	0	180.0	104	16	8	26	185
'92	0.67	14-1	18	15	14	6	0	114.1	64	19	11	31	136
'93	0.89	13-2	19	19	15	8	0	109.2	75	16	14	33	101
TOT	0.52	67-8	84	77	69	45	0	538.2	302	58	40	115	540

Tracy Compton 1982-1985													
YR	AVG	GP	AB	R	H	2B	3B	HR	RBI	BB	S	SB	ATT
'82	.000	12	1	0	0	0	0	0	0	0	0	0	
'83	.000	23	5	0	0	0	0	0	0	0	1	0	
'84	.100	24	10	0	1	0	0	0	1	1	4	0	
'85	.250	24	4	0	1	0	0	0	1	0	1	0	
TOT	.100	83	20	0	2	0	0	0	2	1	6	0	

YR	ERA	W-L	APP	GS	CG	SH	SV	IP	H	R	ER	BB	SO
'82	0.21	10-2	14	12	11	10	1	101.2	36	5	3	18	91
'83	0.04	22-1	23	22	22	18	0	168.0	57	5	1	33	165
'84	0.28	20-3	24	24	23	16	0	175.1	67	15	7	30	159
'85	0.08	20-4	24	24	24	18	1	167.1	54	7	2	24	172
TOT	0.15	72-10	85	82	80	62	2	612.1	214	32	13	105	587

Erica Corley 2003													
-------------------	--	--	--	--	--	--	--	--	--	--	--	--	--

Sheila Cornell 1981-1984													
YR	AVG	GP	AB	R	H	2B	3B	HR	RBI	BB	S	SB	ATT
'81	.216	32	97	10	21	1	0	1	11	9	5	2	
'82	.216	37	116	7	25	8	0	0	7	6	6	0	
'83	.226	47	146	17	33	2	6	2	18	15	17	2	
'84	.309	52	139	17	43	6	5	2	9	26	24	6	
TOT	.245	168	498	51	122	17	11	5	45	56	52	10	

Amy Crawford 2008-2011													
YR	AVG	GP-GS	AB	R	H	2B	3B	HR	RBI	BB	S	SB	ATT
'08	.000	26-1	1	10	0	0	0	0	0	0	0	1-1	
'09	.138	46-26	29	9	4	1	0	0	1	4	16	3-3	
'10	.214	39-4	14	15	3	0	1	0	1	5	5	1-2	
'11	.276	31-14	29	9	8	1	0	2	5	3	11	1-1	
TOT	.205	142-45	73	43	15	2	1	2	7	12	32	6-7	

Jaisa Creps 2004-2007													
YR	AVG	GP-GS	AB	R	H	2B	3B	HR	RBI	BB	S	SB	ATT
'04	.000	4-4	4	0	0	0	0	0	0	0	2	0-0	
'05	.200	25-4	15	5	3	1	1	0	1	2	6	0-0	
'06	.323	14-13	31	5	10	2	0	0	2	1	5	0-0	
'07	.245	47-47	143	22	35	7	0	6	34	9	20	2-3	
TOT	.249	90-68	193	32	48	10	1	6	37	12	33	2-3	

Felicia Cruz 1992-1995													
YR	AVG	GP-GS	AB	R	H	2B	3B	HR	RBI	BB	S	SB	ATT
'92	.118	25-5	34	4	4	0	0	0	1	4	5	0-1	
'93	.258	20-15	31	3	8	1	0	1	8	4	5	0-0	
'94	.217	31-9	46	3	10	0	1	0	7	2	6	0-0	
'95	.150	25-9	40	7	6	0	0	1	4	5	7	0-0	
TOT	.185	101-38	151	17	28	1	1	2	20	15	23	0-1	

Denise Curry 1977-1978													
------------------------	--	--	--	--	--	--	--	--	--	--	--	--	--

D Courtney Dale 1997, 1999-2001													
YR	AVG	GP-GS	AB	R	H	2B	3B	HR	RBI	BB	S	SB	ATT
'97	.330	63-63	176	28	58	9	1	3	19	12	35	0-0	
'99	.236	62-62	174	14	41	5	0	6	22	15	26	1-2	
'00	.293	44-43	133	11	39	4	0	4	25	6	21	0-0	
'01	.299	62-62	197	13	59	9	1	4	44	13	37	1-1	
TOT	.290	231-230	680	66	197	27	2	17	110	46	119	2-3	

YR	ERA	W-L	APP	GS	CG	SH	SV	IP	H	R	ER	BB	SO
'97	1.43	7-1	10	7	5	3	1	49.0	29	15	10	17	48
'99	0.98	33-1	35	32	29	12	0	221.1	139	43	31	51	218
'00	1.90	8-3	20	15	10	3	0	84.2	72	38	23	28	57
'01	0.73	8-0	22	8	5	2	3	77.0	44	8	8	14	47
TOT	1.17	56-5	87	62	49	20	4	432.0	284	104	72	110	370

Cheryl Dazalla 1984													
YR	AVG	GP	AB	R	H	2B	3B	HR	RBI	BB	S	SB	ATT
'84	.267	36	30	5	8	0	0	0	2	8	4	1	

Kathy Deakins 1976-1977													
YR	AVG	GP	AB	R	H	2B	3B	HR	RBI	BB	S	SB	ATT
'76	.219	12	32	3	7	1	0	3	5	1	2	1	
'77	No Stats Available												
YR	ERA	W-L	APP	GS	CG	SH	SV	IP	H	R	ER	BB	SO
'76	0.85	5-2	7	7	7	0	0	57.1	24	19	7	23	39
'77	-	12-6	18	-	-	-	-	-	-	-	-	-	95
TOT	0.85	17-8	25	7	7	0	0	57.1	24	19	7	23	134

Kristen Dedmon											2004-2007	
YR	AVG	GP-GS	AB	R	H	2B	3B	HR	RBI	BB	SO	SB-ATT
'04	.203	30-24	69	4	14	3	0	1	8	12	20	0-0
'05	.240	59-58	167	9	40	7	0	6	26	19	40	0-1
'06	.333	17-1	15	0	5	0	0	0	2	4	2	0-0
'07	.158	23-12	38	1	6	0	0	0	5	5	8	0-0
TOT	.225	129-95	289	14	65	10	0	7	41	40	70	0-1

Sue Eskierski 1981-1983												
YR	AVG	GP	AB	R	H	2B	3B	HR	RBI	BB	SO	SB
'81	.224	46	143	18	32	2	1	1	16	9	15	1
'82	.178	34	101	4	18	3	1	0	5	3	4	1
'83	.250	46	124	5	31	2	0	0	7	5	9	3
TOT.	.220	126	368	27	81	7	2	1	28	17	28	5

Kathi Evans 1992-1995												
YR	AVG	GP-GS	AB	R	H	2B	3B	HR	RBI	BB	SO SB-ATT	
'92	.363	56-56	190	43	69	1	0	0	11	18	20	8-10
'93	.312	55-55	173	44	54	0	0	0	11	10	18	3-5
'94	.194	39-25	67	17	13	0	0	0	4	2	9	2-4
'95	.333	54-50	144	41	48	0	0	0	3	3	21	6-7
TOT.	.321	204-186	574	145	184	1	0	0	29	33	68	19-26

F Lesley Feldman 1996-1999												
YR	AVG	GP-GS	AB	R	H	2B	3B	HR	RBI	BB	SO SB-ATT	
'96	.000	5-0	2	0	0	0	0	0	0	1	1	0-0
'97	.300	12-4	10	0	3	0	0	0	0	0	0	1-1
'98	.333	5-3	6	1	2	0	0	0	2	1	1	0-0
'99	.000	4-0	2	0	0	0	0	0	0	1	0	0-0
TOT.	.250	26-7	20	1	5	0	0	0	2	3	2	1-1

Lauren Fendrick 2000												
YR	AVG	GP-GS	AB	R	H	2B	3B	HR	RBI	BB	SO SB-ATT	
'00	.000	4-0	2	0	0	0	0	0	0	0	2	0-0

Tracy Ferguson 1986												
YR	AVG	GP	AB	R	H	2B	3B	HR	RBI	BB	SO	SB
'86	.125	9	8	2	1	0	0	0	0	0	1	1

Lisa Fernandez 1990-1993												
YR	AVG	GP-GS	AB	R	H	2B	3B	HR	RBI	BB	SO SB-ATT	
'90	.310	67-67	213	27	66	7	2	1	22	12	6	1-1
'91	.341	63-63	205	25	70	9	1	2	32	17	2	0-0
'92	.401	56-56	177	47	71	10	4	1	29	21	5	2-2
'93	.510	54-54	157	43	80	12	2	11	45	35	3	0-0
TOT.	.382	240-240	752	142	287	38	9	15	128	85	16	3-3

YR	ERA	W-L	APP	GS	CG	SH	SV	IP	H	R	ER	BB	SO
'90	0.25	11-1	15	12	12	8	0	83.0	33	6	3	10	51
'91	0.25	20-3	26	24	23	16	1	165.2	68	9	6	22	165
'92	0.14	29-0	30	27	27	22	0	196.1	77	7	4	25	220
'93	0.25	33-3	36	33	33	28	0	249.2	80	10	9	46	348
TOT	0.22	93-7	107	96	95	74	1	694.2	258	32	22	103	784

Brooke Finley 2009-												
---------------------	--	--	--	--	--	--	--	--	--	--	--	--

Shanna Flynn 1988-1991												
YR	AVG	GP	AB	R	H	2B	3B	HR	RBI	BB	SO SB-ATT	
'88	.318	53	176	33	56	3	0	2	16	9	6	13-15
'89	.353	47	153	31	54	6	2	1	10	9	5	7-8
'90	.307	69	228	38	70	7	5	0	13	13	8	2-3
'91	.332	63	208	36	69	5	4	1	11	17	10	5-7
TOT.	.325	232	765	138	249	21	11	4	50	48	29	27-33

Samantha Ford 1986-1989												
YR	AVG	GP	AB	R	H	2B	3B	HR	RBI	BB	SO	SB
'86	.000	25	1	0	0	0	0	0	0	0	0	0

YR	ERA	W-L	APP	GS	CG	SH	SV	IP	H	R	ER	BB	SO
'86	0.60	14-9	25	21	20	10	0	164.2	85	21	14	43	173
'87	0.38	16-3	22	20	17	9	0	148.0	69	20	8	20	149
'88	0.87	18-4	23	22	16	9	0	145.1	99	21	18	27	76
'89	0.14	11-1	14	11	10	9	1	97.0	35	4	2	14	62
TOT	0.53	59-17	84	74	63	37	1	555.0	288	66	42	104	460

Diana Forman 1987												
YR	AVG	GP	AB	R	H	2B	3B	HR	RBI	BB	SO SB-ATT	
'87	.208	34	53	10	11	1	1	0	7	5	5	3-3

Donna Forman 1987												
YR	AVG	GP	AB	R	H	2B	3B	HR	RBI	BB	SO SB-ATT	
'87	.181	39	83	12	15	2	0	0	7	10	6	1-2

Kellie Fox 2011-												
YR	AVG	GP-GS	AB	R	H	2B	3B	HR	RBI	BB	SO SB-ATT	
'11	.342	55-55	158	35	54	9	0	11	45	29	29	6-8

Amanda Freed 1999-2002												
YR	AVG	GP-GS	AB	R	H	2B	3B	HR	RBI	BB	SO SB-ATT	
'99	.357	69-69	227	50	81	12	1	1	21	12	29	9-10
'00	.313	58-58	179	35	56	15	3	2	19	18	30	13-17
'01	.315	59-59	200	45	63	9	3	3	27	22	24	16-18
'02	.295	64-64	210	52	62	13	4	1	31	20	15	13-13
TOT.	.321	250-250	816	182	262	49	11	7	98	72	98	51-58

YR	ERA	W-L	APP	GS	CG	SH	SV	IP	H	R	ER	BB	SO
'99	0.96	27-4	35	32	31	15	3	211.2	124	37	29	63	187
'00	1.25	28-8	38	32	27	12	0	234.2	136	52	42	96	246
'01	0.46	21-4	27	25	17	11	1	152.0	70	15	10	28	157
'02	0.93	21-4	27	27	22	9	0	165.1	88	31	22	47	170
TOT	0.94	97-20	127	116	97	47	4	763.2	418	135	103	234	760

Laurie Fritz 1995-1998												
YR	AVG	GP-GS	AB	R	H	2B	3B	HR	RBI	BB	SO SB-ATT	
'95	.242	39-21	62	14	15	2	1	0	6	2	12	0-3
'96	.274	45-37	95	15	26	0	0	0	10	4	13	1-2
'97	.324	54-54	182	36	59	4	3	0	16	3	16	10-15
'98	.317	39-39	123	18	39	1	5	1	13	9	7	0-1
TOT.	.301	177-151	462	83	139	7	9	1	45	18	48	11-21

G Jenny Gardner 1998-2000												
YR	AVG	GP-GS	AB	R	H	2B	3B	HR	RBI	BB	SO SB-ATT	
'98	.174	36-29	86	6	15	2	0	1	7	3	20	0-1
'99	.208	11-6	24	2	5	1	0	0	3	0	0	0-0
'00	.000	4-0	4	0	0	0	0	0	0	0	1	0-0
TOT.	.175	51-35	114	8	20	3	0	1	10	3	21	0-1

Lyndsey Gayer													1998	
YR	ERA	W-L	APP	GS	CG	SH	SV	IP	H	R	ER	BB	SO	
'98	4.28	2-7	12	10	4	1	1	50.2	61	37	31	34	7	

Keira Goerl											2001-2004			
YR	ERA	W-L	APP	GS	CG	SH	SV	IP	H	R	ER	BB	SO	
'01	1.15	27-2	33	30	22	7	0	194.0	123	47	32	37	158	
'02	0.48	32-5	40	36	34	20	0	246.0	90	32	17	66	319	
'03	0.63	40-7	48	45	42	23	0	310.2	125	49	28	106	342	
'04	1.02	31-7	40	37	37	14	2	267.0	155	48	39	62	276	
TOT	0.80	130-21	161	148	135	64	2	1017.2	493	176	116	271	1095	

Yvonne Gutierrez 1989-1992												
YR	AVG	GP-GS	AB	R	H	2B	3B	HR	RBI	BB	SO SB-ATT	
'89	.314	52-50	156	22	49	7	5	0	28	11	8	4-4
'90	.384	69-69	185	28	71	6	5	1	28	23	12	5-7</

Whitney Holum 2004-2007													
YR	AVG	GP-GS	AB	R	H	2B	3B	HR	RBI	BB	S	SO	SB-ATT
'04	.128	20-13	39	1	5	1	0	1	5	4	12	0	0
'05	.250	11-5	16	0	4	1	0	0	2	3	4	0	0
'06	.241	45-42	112	6	27	7	0	1	15	10	22	0	2
'07	.246	48-47	118	10	29	4	0	2	17	19	26	0	0
TOT	.228	124-107	285	17	65	13	0	4	39	36	64	0	2

Julie Hoshizaki 2001-2004													
YR	AVG	GP-GS	AB	R	H	2B	3B	HR	RBI	BB	S	SO	SB-ATT
'01	.000	46-0	0	17	0	0	0	0	0	0	0	0	1-2
'02	.000	38-0	1	14	0	0	0	0	0	0	0	0	0-0
'03	.188	36-4	16	13	3	0	0	0	0	0	0	1	0-1
'04	.220	48-24	50	15	11	1	0	0	2	2	6	1	1-3
TOT	.209	168-28	67	59	14	1	0	0	2	2	7	2	2-6

Karen Hoshizaki 1997-1999													
YR	AVG	GP-GS	AB	R	H	2B	3B	HR	RBI	BB	S	SO	SB-ATT
'97	.217	33-9	23	12	5	0	0	0	1	2	1	1	1-1
'98	.227	44-40	110	10	25	1	2	0	3	4	9	3	3-5
'99	.600	47-4	5	20	3	0	0	0	1	1	0	4	4-7
TOT	.239	124-53	138	42	33	1	2	0	5	7	10	8	8-13

Kelly Howard 1993-1996													
YR	AVG	GP-GS	AB	R	H	2B	3B	HR	RBI	BB	S	SO	SB-ATT
'93	.311	55-55	190	31	59	8	0	1	17	13	9	1	1-3
'94	.346	57-57	185	28	64	15	1	2	26	15	11	2	2-3
'95	.403	56-56	201	54	81	13	1	6	39	11	17	4	4-4
'96	.414	58-58	203	51	84	14	2	2	24	23	5	5	5-9
TOT	.370	226-226	779	164	288	50	4	11	106	62	42	12	12-19

Kristy Howard 1990-1993													
YR	AVG	GP-GS	AB	R	H	2B	3B	HR	RBI	BB	S	SO	SB-ATT
'90	.244	69	201	26	49	2	2	0	14	15	13	8	8-8
'91	.257	53	140	14	36	3	0	0	16	8	10	1	1-3
'92	.228	56-56	162	28	37	1	1	0	12	11	12	4	4-5
'93	.321	55-55	165	23	53	8	0	3	33	12	10	3	3-6
TOT	.262	233	668	91	175	14	3	3	75	46	45	16	22-22

Lucy Innuso 1978-1980													
YR	AVG	GP	AB	R	H	2B	3B	HR	RBI	BB	S	SO	SB
'78													No Stats Available
'79	.155	31	97	9	15	2	0	0	5	3	9	0	
'80	.212	16	33	2	7	1	0	0	0	2	1	0	
TOT	.169	47	130	11	22	3	0	0	5	5	10	0	

Kelly Inouye 1989-1990, 1992-1993													
YR	AVG	GP-GS	AB	R	H	2B	3B	HR	RBI	BB	S	SO	SB-ATT
'89	.239	39	92	8	22	3	0	0	14	4	9	1	1-2
'90	.289	65	166	11	48	2	2	0	18	11	8	0	0-1
'91*	.083	6	12	1	1	0	0	0	0	0	3	0	0-0
'92	.269	44-39	108	9	29	2	0	0	15	9	10	0	0-0
'93	.155	38-36	84	5	13	2	0	0	8	12	12	2	2-2
TOT	.245	192	462	34	113	9	2	0	55	36	42	3	3-5

Patti Irvin 1980													
YR	AVG	GP	AB	R	H	2B	3B	HR	RBI	BB	S	SO	SB
'80	.163	26	80	12	13	1	0	0	1	5	4	3	

Jan Jeffers 1978-1981													
YR	ERA	W-L	APP	GS	CG	SH	SV	IP	H	R	ER	BB	SO
'78	0.43	15-3	20	-	-	-	-	130.0	56	17	8	15	91
'79	0.53	11-5	17	-	-	-	-	118.1	55	22	9	21	96
'80	0.71	8-5	15	-	-	-	-	99.0	61	23	10	25	62
'81	0.77	9-2	15	-	-	-	-	100.0	76	20	11	27	54
TOT	0.59	43-15	67	-	-	-	-	447.1	248	82	38	88	303

Nedra Jerry 1977, 1979-1981													
YR	AVG	GP	AB	R	H	2B	3B	HR	RBI	BB	S	SO	SB
'77	.306	27	98	-	30	-	-	8	19	-	-	-	-
'79	.276	33	105	13	29	2	4	0	10	4	14	1	1
'80	.237	34	118	16	28	4	1	2	7	4	13	2	2
'81	.242	46	157	23	38	5	0	2	15	7	14	4	4
TOT	.262	140	478	52	125	11	5	12	51	15	41	7	7

Amanda Kamekona 2008-2009													
YR	AVG	GP-GS	AB	R	H	2B	3B	HR	RBI	BB	S	SO	SB-ATT
'08	.337	60-60	193	47	65	17	2	14	46	15	22	8	10
'09	.318	56-56	192	40	61	19	0	9	40	13	27	12	13
TOT	.327	116-116	385	87	126	36	2	23	86	28	49	20	23

Donna Kerr 2008-2011													
YR	ERA	W-L	APP	GS	CG	SH	SV	IP	H	R	ER	BB	SO
'08	0.93	14-2	20	19	8	5	0	105.2	56	26	14	26	132
'09	2.76	19-6	35	26	16	6	1	167.1	109	70	66	59	230
'10	2.47	18-7	33	30	10	6	0	150.1	107	67	53	71	185
'11	2.38	14-10	36	28	11	3	2	170.1	138	81	58	69	182
TOT	2.25	65-25	124	103	45	20	3	593.2	410	244	191	225	729

Lyndsey Klein 1999-2000													
YR	AVG	GP-GS	AB	R	H	2B	3B	HR	RBI	BB	S	SO	SB-ATT
'99	.335	69-69	218	46	73	21	1	5	40	13	14	8	10
'00	.361	59-59	183	57	66	13	4	11	60	15	18	17	18
TOT	.347	128-128	401	103	139	34	5	16	100	28	32	25	28

Megan Langenfeld 2007-2010													
YR	AVG	GP-GS	AB	R	H	2B	3B	HR	RBI	BB	S	SO	SB-ATT
'07	.315	55-55	149	21	47	12	1	7	41	24	26	1	1-1
'08	.349	56-56	152	19	53	10	0	5	41	34	19	0	0
'09	.369	50-50	141	22	52	8	1	7	30	20	16	0	0
'10	.527	50-49	129	50	68	12	0	20	58	43	15	0	0
TOT	.385	211-210	571	112	220	42	2	39	170	121	76	1	1-1

YR	ERA	W-L	APP	GS	CG	SH	SV	IP	H	R	ER	BB	SO
'07	1.45	14-3	26	19	14	7	1	130.2	115	35	27	20	93
'08	1.58	8-2	21	6	2	1	5	66.2	41	18	15	12	67
'09	1.24	17-3	32	15	12	4	3	141.2	75	35	25	19	112
'10	1.53	14-1	25	8	6	1	3	114.1	84	32	25	25	76
TOT	1.42	53-9	104	48	34	13	12	453.1	315	120	92	76	348

Jodie Legaspi											2004-2007		
YR	AVG	GP-GS	AB	R	H	2B	3B	HR	RBI	BB	SO	SB-ATT	
'04	.371	56-56	167	19	62	9	1	7	35	12	19	0-0	
'05	.302	60-60	179	27	54	8	0	9	36	23	31	1-1	
'06	.349	59-59	172	34	60	11	1	15	39	24	21	1-1	
'07	.348	55-55	155	48	54	12	0	12	46	37	14	3-3	
TOT	.342	230-230	673	128	230	40	2	43	156	96	85	5-5	

Ginny Mike-Mitchell 1994-1996													
YR	AVG	GP-GS	AB	R	H	2B	3B	HR	RBI	BB	S	SB	ATT
'94	.252	46-32	107	22	27	1	1	0	7	4	11	6	7
'95	.300	40-18	60	18	18	3	0	0	5	6	6	5	6
'96	.418	58-57	189	40	79	2	3	0	14	7	19	10	11
TOT	.348	144-107	356	80	124	6	4	0	26	17	36	21	24

Stephanie Miller 1986													
-----------------------	--	--	--	--	--	--	--	--	--	--	--	--	--

Carissa Millsap 1998-1999													
YR	AVG	GP-GS	AB	R	H	2B	3B	HR	RBI	BB	S	SB	ATT
'98	.153	39-36	98	9	15	3	0	1	9	15	23	0	1
'99	.000	6-0	1	1	0	0	0	0	1	1	0	0	0
TOT	.152	45-36	99	10	15	3	0	1	10	16	23	0	1

Tairia Mims 2000-2003													
YR	AVG	GP-GS	AB	R	H	2B	3B	HR	RBI	BB	S	SB	ATT
'00	.300	59-59	160	23	48	8	0	9	32	12	17	1	1
'01	.376	68-68	213	54	80	18	2	17	71	17	25	3	3
'02	.360	64-64	189	34	68	16	4	13	55	26	10	1	1
'03	.449	61-61	178	49	80	17	1	22	70	26	28	7	7
TOT	.373	252-252	740	160	276	59	7	61	228	81	80	12	12

Lauren Mirabal 2008-2009													
YR	AVG	GP-GS	AB	R	H	2B	3B	HR	RBI	BB	S	SB	ATT
'08	.000	39-0	1	17	0	0	0	0	0	0	0	8	8
'09	.000	47-0	0	19	0	0	0	0	0	0	0	11	14
TOT	.000	86-0	1	36	0	0	0	0	0	0	0	19	22

Laura Mishima 1975-1977													
YR	AVG	GP	AB	R	H	2B	3B	HR	RBI	BB	S	SB	ATT
'75	.302	19	43	9	13	0	0	0	7	12	-	6	6
'76	.333	12	24	10	8	0	0	0	1	6	0	4	4
'77	No Stats Available												
TOT	.313	31	67	19	21	0	0	0	8	18	-	10	10

Myra Miyasato 1975													
YR	AVG	GP	AB	R	H	2B	3B	HR	RBI	BB	S	SB	ATT
'75	.266	20	64	19	17	2	0	0	11	6	-	7	7

Michelle Montgomery 1987-1990													
YR	AVG	GP	AB	R	H	2B	3B	HR	RBI	BB	S	SB	ATT
'87	.257	42	101	17	26	0	0	0	10	10	3	1	6
'88	.182	31	33	12	6	1	0	0	3	7	3	1	1
'89	.256	24	39	5	10	0	0	0	2	2	5	1	1
'90	.234	65	171	12	40	1	3	0	16	7	9	0	0
TOT	.238	162	344	46	82	2	3	0	31	26	20	3	8

Grace Murray 2008-2011													
YR	AVG	GP-GS	AB	R	H	2B	3B	HR	RBI	BB	S	SB	ATT
'08	.000	5-0	0	3	0	0	0	0	0	0	0	0	0
'09	.000	36-0	0	15	0	0	0	0	0	0	0	1	2
'10	.000	53-0	0	27	0	0	0	0	0	0	0	3	3
'11	.286	35-4	7	17	2	0	0	0	2	0	3	2	2
TOT	.286	129-4	7	62	2	0	0	0	2	0	3	6	7

Wendy Mustain 1976-1977													
YR	AVG	GP	AB	R	H	2B	3B	HR	RBI	BB	S	SB	ATT
'76	No Stats Available												
'77	.667	-	9	-	6	-	-	-	-	-	-	-	-

Patti Nakamura 1975													
YR	AVG	GP	AB	R	H	2B	3B	HR	RBI	BB	S	SB	ATT
'75	.143	14	7	7	1	0	1	0	3	4	-	0	0

Marin Noack 1998-2001													
YR	AVG	GP-GS	AB	R	H	2B	3B	HR	RBI	BB	S	SB	ATT
'98	.198	42-41	111	7	22	2	0	1	7	9	29	0	0
'99	.333	4-1	6	2	2	0	0	1	2	1	2	0	0
'00	.000	4-0	4	0	0	0	0	0	0	0	1	0	0
'01	.100	8-1	10	0	1	0	0	0	0	0	1	0	0
TOT	.191	58-43	131	9	25	2	0	2	9	10	33	0	0

Rosanne Nocciolo 1975													
YR	AVG	GP	AB	R	H	2B	3B	HR	RBI	BB	S	SB	ATT
'75	.257	18	35	6	9	0	2	0	1	3	-	3	3

Stacey Nuvelman 1997, 1999, 2001-2002													
YR	AVG	GP-GS	AB	R	H	2B	3B	HR	RBI	BB	S	SB	ATT
'97	.457	63-63	184	40	84	9	2	20	71	33	11	3	4
'99	.446	69-69	184	49	82	12	0	31	91	61	13	0	0
'01	.440	68-68	166	42	73	15	0	19	73	77	19	1	2
'02	.529	64-64	157	42	83	15	3	20	64	69	10	3	3
TOT	.466	264-264	691	173	322	51	5	90	299	240	53	7	9

O Nicole Ochoa 1996-1997													
YR	AVG	GP-GS	AB	R	H	2B	3B	HR	RBI	BB	S	SB	ATT
'96	.286	45-23	77	18	22	3	2	1	16	9	10	1	1
'97	.291	55-54	148	26	43	8	1	6	28	9	9	3	3
TOT	.289	100-77	225	44	65	11	3	7	44	18	19	4	4

Nicole Odom 1994-1996, 1998													
YR	AVG	GP-GS	AB	R	H	2B	3B	HR	RBI	BB	S	SB	ATT
'94	.305	57-57	151	20	46	10	0	3	23	18	18	0	1
'95	.399	56-56	163	29	65	12	4	7	40	15	12	0	1
'96	.331	54-54	154	31	51	10	0	1	30	15	4	0	0
'98	.279	45-45	122	20	34	5	1	4	17	22	13	5	8
TOT	.332	212-212	590	100	196	37	5	15	110	70	47	5	10

Cindy Oeh 1977-1979													
YR	AVG	GP	AB	R	H	2B	3B	HR	RBI	BB	S	SB	ATT
'77-78	No Stats Available												
'79	.211	13	19	2	4	0	0	0	0	0	3	0	0

Jamie Oenning 1998													
YR	AVG	GP-GS	AB	R	H	2B	3B	HR	RBI	BB	S	SB	ATT
'98	.000	3-0	0	0	0	0	0	0	0	0	0	0	0

Chris Olivie 1985-1986													
YR	AVG	GP	AB	R	H	2B	3B	HR	RBI	BB	S	SB	ATT
'85	.238	44	101	12	24	0	2	0	12	12	19	2	2
'86	.204	42	108	13	22	3	2	0	15	12	14	3	5
TOT	.220	86	209	25	46	3	4	0	27	24	33	5	7

Karen Owens 1981-1982													
YR	AVG	GP	AB	R	H	2B	3B	HR	RBI	BB	S	SB	ATT
'81	.237	48	152	18	36	1	0	0	5	4	10	7	7
'82	.102	37	98	7	10	0	0	0	5	0	9	4	4
TOT	.184	85	250	25	46	1	0	0	10	4	19	11	11

Maryn Oyoung 2006				
-------------------	--	--	--	--

Marti Reed 2009-												
YR	AVG	GP-GS	AB	R	H	2B	3B	HR	RBI	BB	S0	SB-ATT
'09	.188	25-5	16	9	3	0	0	0	1	3	5	2-2
'10	.174	24-4	23	9	4	1	0	0	5	4	8	0-0
'11	.143	23-10	42	9	6	1	0	0	2	6	12	0-1
TOT	.160	72-19	81	27	13	2	0	0	8	13	25	2-3

Dot Richardson 1981-1983												
YR	AVG	GP	AB	R	H	2B	3B	HR	RBI	BB	S0	SB
'81	.379	48	177	40	67	6	2	2	13	26	6	8
'82	.328	40	137	17	45	8	4	0	8	28	4	4
'83	.333	47	156	25	52	8	4	0	17	19	6	8
TOT	.349	135	470	82	164	22	10	2	38	73	16	20

Lisa Richardson 1977-1978												
---------------------------	--	--	--	--	--	--	--	--	--	--	--	--

Mary Ricks 1983-1986												
YR	AVG	GP	AB	R	H	2B	3B	HR	RBI	BB	S0	SB-ATT
'83	.274	47	146	15	40	3	0	0	9	10	20	5-5
'84	.199	52	146	10	29	1	1	0	3	7	26	4-4
'85	.266	50	143	11	38	3	1	1	8	9	11	10-12
'86	.259	43	135	20	35	2	1	0	9	11	11	6-7
TOT	.249	192	570	56	142	9	3	1	29	37	68	25-28

Kari Robinette 1994-1995												
YR	AVG	GP-GS	AB	R	H	2B	3B	HR	RBI	BB	S0	SB-ATT
'94	.225	38-30	80	10	18	2	0	0	8	11	7	0-0
'95	.284	27-24	67	10	19	6	0	2	8	7	9	0-0
TOT	.252	65-54	147	20	37	8	0	2	16	18	16	0-0

Destiny Rodino 2010-												
YR	ERA	W-L	APP	GS	CG	SH	SV	IP	H	R	ER	BB
'10	3.39	2-1	8	4	0	0	0	20.2	23	16	10	6
'11	3.36	2-0	6	3	0	0	0	16.2	20	11	8	4
TOT	3.38	4-1	14	7	0	0	0	37.1	43	27	18	10

Maria Rodriguez 1990												
YR	AVG	GP	AB	R	H	2B	3B	HR	RBI	BB	S0	SB-ATT
'90	.222	31	9	11	2	0	0	0	1	3	0	0-0

Priscilla Rouse 1983												
YR	AVG	GP	AB	R	H	2B	3B	HR	RBI	BB	S0	SB
'83	.056	17	18	4	1	0	0	0	1	1	5	0

Leslie Rover 1982-1985												
YR	AVG	GP	AB	R	H	2B	3B	HR	RBI	BB	S0	SB-ATT
'82	.174	26	46	3	8	0	0	0	1	1	2	0-0
'83	.130	47	123	9	16	0	0	0	5	0	14	2-2
'84	.204	41	98	8	20	3	0	0	4	2	9	2-2
'85	.236	40	106	15	25	4	3	0	4	3	8	1-2
TOT	.185	154	373	35	69	7	3	0	14	6	33	5-6

Celina Rubalcaba 2006-2007												
YR	AVG	GP-GS	AB	R	H	2B	3B	HR	RBI	BB	S0	SB-ATT
'06	.318	26-9	22	6	7	2	0	0	4	5	2	0-1
'07	.250	33-15	4	3	1	0	0	0	2	0	1	1-2
TOT	.308	59-24	26	9	8	2	0	0	6	5	3	1-3

Lisa Rubarth 1976-1978												
YR	AVG	GP	AB	R	H	2B	3B	HR	RBI	BB	S0	SB
'76	.176	14	34	10	6	1	0	0	4	7	2	1
'77-'78	No Stats Available											

Debbie Ruelas 1984-1986												
YR	AVG	GP	AB	R	H	2B	3B	HR	RBI	BB	S0	SB-ATT
'84	.227	40	97	6	22	1	1	0	8	4	8	0-0
'85	.213	45	94	3	20	1	2	0	4	7	12	2-2
'86	.212	31	52	8	11	0	1	0	6	5	7	2-2
TOT	.218	116	243	17	53	2	4	0	18	16	27	4-4

Nicole Sandberg 2002-2005												
YR	AVG	GP-GS	AB	R	H	2B	3B	HR	RBI	BB	S0	SB-ATT
'02	.333	3-0	3	1	1	0	0	0	0	0	1	0-0
'03	.000	4-0	1	1	0	0	0	0	0	2	0	0-0
'04	.500	2-0	2	0	1	0	0	0	0	0	0	0-0
'05	.000	0-0	0	0	0	0	0	0	0	0	0	0-0
TOT	.333	9-0	6	2	2	0	0	0	0	2	1	0-0

Jennifer Schroeder 2005-2006, 2008												
YR	AVG	GP-GS	AB	R	H	2B	3B	HR	RBI	BB	S0	SB-ATT
'05	.077	13-8	26	1	2	0	0	0	0	0	10	0-0
'06	.000	5-2	2	0	0	0	0	0	0	0	1	0-0
'08	.183	54-52	142	6	26	5	0	3	13	3	50	0-0
TOT	.165	72-62	170	7	28	5	0	3	13	3	61	0-0

Katie Schroeder 2008-												
YR	AVG	GP-GS	AB	R	H	2B	3B	HR	RBI	BB	S0	SB-ATT
'08	.362	57-57	185	34	67	7	0	0	17	23	32	8-15
'09	.402	56-56	174	55	70	5	1	14	33	33	23	19-24
'10*	.364	7-7	22	7	8	0	0	1	3	4	4	2-2
'11	.324	54-53	176	44	57	12	0	4	21	27	41	5-8
TOT	.363	174-173	557	140	202	24	1	19	74	87	100	34-49
*redshirt year												

Anjelica Selden 2005-2008												
YR	ERA	W-L	APP	GS	CG	SH	SV	IP	H	R	ER	BB
'05	1.10	29-14	50	42	42	13	2	325.0	187	70	51	46
'06	1.06	35-7	44	37	37	16	1	282.2	153	55	43	80
'07	2.82	17-11	33	28	20	7	0	171.0	139	96	69	66
'08	0.96	29-5	40	35	28	8	2	233.2	119	51	32	40
TOT	1.35	110-37	167	142	127	44	5	1012.1598	272	195	232	1441

Sue Sherman 1978-1979												
YR	AVG	GP	AB	R	H	2B	3B	HR	RBI	BB	S0	SB
'78	No Stats Available											
'79	.231	26	78	13	18	0	1	0	2	0	0	0

Jenna Shih 1998												
YR	AVG	GP-GS	AB	R	H	2B	3B	HR	RBI	BB	S0	SB-ATT
'98	.182	32-15	44	8	8	0	0	0	4	3	7	0-1

Stacey Shire 1984												
YR	AVG	GP	AB	R	H	2B	3B	HR	RBI	BB	S0	SB
'84	.160	14	25	0	4	0	0	0	2	0	4	0

Kaila Shull 2007-2010												
YR	AVG	GP-GS	AB	R	H	2B	3B	HR	RBI	BB	S0	SB-ATT
'07	.274	53-52	146	31	40	8	2	7	26	19	31	4-4
'08	.211	22-18	57	6	12	3	0	2	7	1	17	2-2
'09	.360	56-56	161	30	58	12	2	12	59	15	30	2-2
'10	.287	52-44	122	30	35	7	0	6	20	19	28	2-2
TOT	.298	183-170	486	97	145	30	4	27	112	54	106	10-10

Kaelyn Silva											1984-1986		
YR	AVG	GP	AB	R	H	2B	3B	HR	RBI	BB	S0	SB-ATT	
'84	.071	12	14	2	1	0	0	0	1	1	4	0-0	
'85	.214	11	14	1	3	0	0	0	0	0	3	0-0	
'86	.143	9	21	3	3	0	0	0	4	0	1	1-1	
TOT	.143	32	49	6	7	0	0	0	5	1	8	1-1	

Leslie Trapnell 1975-1976													
YR	AVG	GP	AB	R	H	2B	3B	HR	RBI	BB	SO	SB	
'75	.308	20	65	24	20	4	0	4	31	14	-	0	
'76	.292	11	24	10	7	0	0	3	12	4	4	1	
TOT	.303	31	89	34	27	4	0	7	43	18	4	1	

Michelle Turner 2003-2004													
YR	AVG	GP-GS	AB	R	H	2B	3B	HR	RBI	BB	S0SB-ATT		
'03	.083	24-20	12	1	1	0	0	0	0	1	6	0-0	
'04	.136	14-7	22	1	3	0	0	0	2	1	8	0-0	
TOT	.118	38-27	34	2	4	0	0	0	2	2	14	0-0	

YR	ERA	W-L	APP	GS	CG	SH	SV	IP	H	R	ER	BB	SO
'03	0.83	14-0	19	16	13	8	0	93.0	57	14	11	28	46
'04	1.83	1-0	2	1	0	0	0	7.2	5	2	2	2	7
TOT	0.90	15-0	21	17	13	8	0	100.2	62	16	13	30	53

V

Cindy Valero 1992-1995													
YR	AVG	GP-GS	AB	R	H	2B	3B	HR	RBI	BB	S0SB-ATT		
'92	.197	28-21	66	8	13	1	0	0	1	1	7	1-1	
'93	.146	19-10	41	6	6	0	0	0	3	0	0	0-0	
'94	.311	25-22	61	6	19	3	0	0	11	0	5	0-0	
'95	.217	43-39	69	5	15	0	1	0	5	3	6	0-0	
TOT	.224	115-92	237	25	53	4	1	0	20	4	18	1-1	

Gina Vecchione 1980-1982													
YR	AVG	GP	AB	R	H	2B	3B	HR	RBI	BB	SO	SB	
'80	.200	28	70	5	14	2	1	0	9	3	5	1	
'81	.333	47	177	20	59	10	3	0	21	12	16	2	
'82	.253	42	150	8	38	1	4	0	12	11	11	2	
TOT	.280	117	397	33	111	13	8	0	42	26	32	5	

Nichole Victoria 1991-1994													
YR	AVG	GP-GS	AB	R	H	2B	3B	HR	RBI	BB	S0SB-ATT		
'91	.241	57	137	17	33	1	1	0	9	11	15	1-1	
'92	.223	52-52	148	15	33	1	0	0	15	4	10	3-4	
'93	.253	50-50	146	19	37	3	1	1	22	6	12	1-1	
'94	.292	56-55	161	22	47	5	2	0	19	15	6	0-0	
TOT	.253	215	592	73	150	10	4	1	65	36	43	5-6	

W

Karen Walker 1986-1989													
YR	AVG	GP	AB	R	H	2B	3B	HR	RBI	BB	S0SB-ATT		
'86	.315	40	108	15	34	4	0	0	12	3	6	1-3	
'87	.290	59	162	21	47	3	2	0	23	6	14	8-11	
'88	.289	55	166	12	48	5	1	0	15	8	8	1-2	
'89	.246	44	114	10	28	3	0	0	22	11	6	2-3	
TOT	.285	198	550	58	157	15	3	0	72	28	34	12-19	

Lori Warkentin 1980-1982													
YR	AVG	GP	AB	R	H	2B	3B	HR	RBI	BB	SO	SB	
'82	.000	10	3	0	0	0	0	0	0	0	0	0	

YR	ERA	W-L	APP	GS	CG	SH	SV	IP	H	R	ER	BB	SO
'80	0.69	3-3	8	-	-	-	-	40.2	27	10	4	12	30
'81	0.42	12-5	19	-	-	-	-	133.2	68	15	8	29	79
'82	0.25	6-1	10	8	6	4	0	57.0	25	2	2	11	55
TOT	0.42	21-9	37	8	6	4	0	231.1	120	27	14	52	164

Natasha Watley 2000-2003													
YR	AVG	GP-GS	AB	R	H	2B	3B	HR	RBI	BB	S0SB-ATT		
'00	.426	58-58	188	48	80	10	4	1	11	12	15	32-37	
'01	.409	68-68	247	75	101	9	5	2	36	11	18	52-56	
'02	.485	64-64	231	65	112	14	7	2	35	17	9	39-47	
'03	.481	61-61	212	64	102	12	5	10	53	22	14	35-44	
TOT	.450	251-251	878	252	395	45	21	15	135	62	56	158-184	

Shauna Wattenberg 1984-1987													
YR	AVG	GP	AB	R	H	2B	3B	HR	RBI	BB	S0SB-ATT		
'84	.218	25	55	5	12	2	0	0	6	1	9	1-1	
'85	.100	18	30	6	3	0	0	0	0	4	3	0-0	
'86	.107	23	56	3	6	0	0	0	6	3	10	0-0	
'87	.213	54	127	16	27	7	1	0	9	14	20	6-6	
TOT	.179	120	268	30	48	9	1	0	21	22	42	7-7	

Erin Weiler 1998-1999													
YR	ERA	W-L	APP	GS	CG	SH	SV	IP	H	R	ER	BB	SO
'98	2.96	7-11	26	23	11	3	0	111.0	130	71	47	38	54
'99	0.00	1-0	2	1	1	1	0	8.0	6	0	0	2	6
TOT	2.76	8-11	28	24	12	4	0	119.0	136	71	47	40	60

DeeDee Weiman 1990-1992, 1994													
YR	AVG	GP-GS	AB	R	H	2B	3B	HR	RBI	BB	S0SB-ATT		
'90	.134	40	67	5	9	0	0	0	7	6	5	0-0	
'91	.250	44	72	4	18	3	0	0	12	2	9	0-1	
'92	.250	31-29	4	1	1	0	0	0	0	0	0	0-0	
TOT	.196	115	143	10	28	3	0	0	19	8	14	0-1	

YR	ERA	W-L	APP	GS	CG	SH	SV	IP	H	R	ER	BB	SO
'90	0.64	13-3	17	17	15	11	0	109.1	42	13	10	20	112
'91	0.69	14-0	16	14	12	8	0	102.0	38	11	10	28	138
'92	0.51	11-1	14	14	11	10	0	82.1	23	6	6	32	138
'94	1.03	21-9	33	31	27	13	2	209.2	82	39	31	48	359
TOT	0.79	59-13	80	76	65	42	2	503.1	185	69	57	128	747

Christa Williams 1997													
YR	AVG	GP-GS	AB	R	H	2B	3B	HR	RBI	BB	S0SB-ATT		
'97	.170	49-45	47	5	8	1	0	0	3	3	10	0-0	

YR	ERA	W-L	APP	GS	CG	SH	SV	IP	H	R	ER	BB	SO
'97	1.81	21-8	34	29	28	14	4	205.0	149	64	53	84	218

Debbie Willie 1977-1979													
YR	AVG	GP	AB	R	H	2B	3B	HR	RBI	BB	SO	SB	
'77-'78	No Stats Available												
'79	.267	8	15	2	4	1	0	0	0	4	0	0	

Lauren Wilmoth 2007													
YR	AVG	GP-GS	AB	R	H	2B	3B	HR	RBI	BB	S0SB-ATT		
'07	.000	22-0	0	9	0	0	0	0	0	0	0	1-1	

Stacy Winsberg 1982-1985													
YR	AVG	GP	AB	R	H	2B	3B	HR	RBI	BB	SO	SB	
'82	.195	42	113	13	22	2	0	0	7	11	7	4	
'83	.213	45	136	16	29	0	0	0	8	8	6	7	
'84	.175	39	97	8	17	0	0	0	2	5	9	0	
'85	.200	47	135	6	27	4	1	0	6	9	3	2	
TOT	.198	173	481	43	95	6	1	0	23	33	25	13	

Jane Wortman 1975													
YR	AVG	GP	AB	R	H	2B	3B	HR	RBI	BB	SO	SB	
'75	.262	20	61	16	16	2	1	0	19	14	-	11	

#1 - RETIRED

Lisa Rubarth	1976-1978
Dot Richardson	1981-1983
Gina Holmstrom	1984-1987
Lorraine Maynez	1988-1989, 1991
Becky Toler	1993
Nicole Odom	1994-1996, 1998
Casey Hiraiwa	1999

#2 - RETIRED

Marcia Pontoni	1976-1979
Gina Vecchione	1980-1982
Leslie Rover	1983
Stacey Shire	1984
Tracy Ferguson	1986
Kelly Inouye	1989-1993
Felicia Cruz	1994-1995
Erin Rahn	1999-2002
Andrea Duran	2003-2006

#3

Becky Lewthwaite	1975-1977
Marianne Pond	1980
Tracy Compton	1982-1985
Kathy Lorenz	1986-1987
Bea Chiaravanont	1988-1989
Maria Rodriguez	1990
Nicole Anderson	1991
Felicia Cruz	1992-1993
Stephanie Carew	1994
Laurie Fritz	1996-1998
Lupe Brambila	1999-2001
Allison Chislock	2002-2003
GiOnna DiSalvatore	2008-2011
Ally Carda	2012-

#4

Janice Wright	1976-1979
Shauna Wattenberg	1984
Jennifer Simm	1985
Samantha Ford	1986-1989
Kristy Howard	1990-1993
Kaci Clark	1995-1996
Christa Williams	1997
Marin Noack	1998-2001
Anjelica Selden	2005-2008
Marti Reed	2009-

#5

Charlene Wright	1975-1976
Nedra Jerry	1977, 1979-1981
Priscilla Rouse	1983
Jennifer Simm	1984
Kaelyn Silva	1985-1986
Michelle Montgomery	1987
DeeDee Weiman	1990-1992, 1994
Sandra Burkey	1995-1996
Nikki Barbieri	1997
Karen Hoshizaki	1997-1999
Casey Hiraiwa	2000-2002
Alissa Eno	2003-2006
Donna Kerr	2008-2011
Kaelin Sprawls	2012-

#6 - RETIRED

Sue Enquist	1975-1978
Karen Andrews	1979-1982
Michelle Aguilar	1983
Tricia Mang	1984
Lisa Hankerd	1986
Julie Poulos	1989
Bea Chiaravanont	1991
Nicole Anderson	1993
Laurie Fritz	1995
Nicole Ochoa	1996-1997
Jenny Gardner	1998-2000

#7

Leslie Trapnell	1975-1976
Gail Edson	1977-1980
Sue Eskierski	1981-1982
Janet Pinneau	1983
Cheryl Dazalla	1984
Tricia Mang	1985
Sandra Arledge	1986-1987
Shanna Flynn	1988-1991
Joanne Alchin	1992-1993
Kari Robinette	1994-1995
Jamie Oenning	1998
Amanda Freed	1999-2002
Tara Henry	2004-2007
Samantha Camuso	2008-

#8

Frankie Butler	1978-1981
Barbara Young	1982-1984
Yvonne Gutierrez	1989-1992
Kelly Howard	1993-1996
Lesley Feldman	1997-1999
Kelsey Enquist	2006-2007
Andrea Harrison	2009-2011

#9 - RETIRED

Laura Mishima	1975-1977
Lucy Innuso	1978-1980
Karen Owens	1981-1982
Cheryl Ziegler	1986
<i>Lisa Longaker</i>	<i>1987-1990</i>
Jennifer Caporale	1991
Cindy Valero	1992-1995
Lyndsey Klein	1999-2000
Amanda Simpson	2001-2004
Kaila Shull	2007-2010
Talee Snow	2011-

#10

Jane Beyler	1975-1977
Jan Jeffers	1978-1981
Mary Ricks	1983-1986
Diana Forman	1987
Michelle Montgomery	1988-1990
Heather Compton	1991-1993
B' Ann Burns	1994-1997
Carissa Millsap	1998
Crissy Buck	1999-2002
Erica Corley	2003
Jaisa Creps	2004-2007
Lauren Mirabal	2008-2009
Maddi Mobley	2012-

#11

Sally McCall	1975-1976
Lori Warkentin	1980-1982
Debbie Ruelas	1984-1986
Donna Forman	1987
Erica Ziencina	1988
Heather Compton	1990
Ginny Mike-Mitchell	1994-1996
Johnna Mike	1997
Jenna Shih	1998
Monique Mejia	2000-2003
Lauren Wilmoth	2007
Ashley Herrera	2004-2008
Whitney Baker	2009-2010
Sydney Leroux	2011
Stephany LaRosa	2012-

#12

Laurie Hollingsworth	1975-1976
Pam Titchner	1980
Leslie Rover	1982, 1984-1985
Sue Eskierski	1983

Stephanie Miller	1986
Kerry Dienelt	1988-1991
Janae Deffenbaugh	1992-1994
Tanya Harding	1995
Stephanie Swenson	1998-2001
Jodie Legaspi	2004-2007

#13

Kathy Deakins	1976-1977
Stacy Winsberg	1982-1985
Michelle Phillips	1986-1988
Erica Ziencina	1989-1991
Jenny Brewster	1992-1995
Lesley Feldman	1996
Danielle Martin	1997-1998
Julie Hoshizaki	2001-2004
Krista Colburn	2005-2008
Katie Collin	2009
Destiny Rodino	2010-

#14

Cathy Collings	1976-1979
Michelle Aguilar	1980-1982
Diane Batham	1983
Janice Parks	1986-1989
Alleah Poulson	1994-1997
Erin Weiler	1998-1999
Lauren Fendrick	2000
Keira Goerl	2001-2004
Julie Burney	2007-2010

#15

Romain Campos	1976
Debbie Hauer	1979-1982
Kaelyn Silva	1984
Missy Phillips	1988-1991
Daneshia Adams	2005
Jessica Hall	2011-

#16 - RETIRED

Sheila Cornell	1981-1984
Monica Tourville	1986
Cindy Bird	1987
<i>Lisa Fernandez</i>	<i>1990-1993</i>

#17

Kathy Maurice	1977-1980
Barbara Young	1981
Debbie Doom	1982-1985
Karen Walker	1986-1989
Karla Parent	1990
Nichole Victoria	1991-1994
Lisa Dodd	2004-2007
Charlotte Dolan	2010

#18

Patti Irvin	1980
Shauna Wattenberg	1985-1987
Tiffany Boyd	1989
Julie Adams	1996-1997, 1999-2000
Lupe Brambila	1998
Maryn Oyoung	2006
Monica Harrison	2008-2011
Andrea Harrison	2011-

#19

Barbara Booth	1980-1983
Janet Pinneau	1984-1986
Bea Chiaravanont	1990
Becky Toler	1994
Kim Wuest	1995-1998
Carissa Millsap	1999
Caitlin Benyi	2003-2006
B.B. Bates	2010-

#20

Kelly Beach	1980
Julie Henderson	1986
Claire Sua	2001-2004
Whitney Baker	2007-2008
Brooke Finley	2009-

#21

Chris Olivie	1985-1986
Stacy Sunny	1987-1988
Tairia Mims	2000-2003
Shana Stewart	2004-2007
Grace Murray	2008-2011
Courtney Rivera	2012-

#22

Monica Tourville	1987-1989
Kathi Evans	1992-1995
Nikki Barbieri	1996
Courtney Dale	1997, 1999-2001
Casey Hiraiwa	1998
Nicole Sandberg	2002-2005
Celina Rubalcaba	2006-2007
Marisa Schwartz	2012-

#23

Toria Auelua	2000-2003
Whitney Holum	2004-2007
Amy Crawford	2008-2011
Tara Mueller	2012-

#24

Lisa Hankerd	1985, 1987-1988
Marcel Torres	2001
Emily Zaplatosch	2003-2006
Aleah Macon	2010-

#27

Natasha Watley	2000-2003
Jennifer Schroeder	2005-2006, 2008
Kellie Fox	2011-

#28

Sam Duran	2012-
------------------	--------------

#29

Katie Schroeder	2008-
------------------------	--------------

#31

Megan Langenfeld	2007-2010
------------------	-----------

#32

Julie Henderson	1985
Jennifer Brundage	1992-1995
Julie Marshall	1996-1997, 1999-2000
Kristen Dedmon	2004-2007

#33

Stacey Nuveman	1997, 1999, 2001-02
Michelle Turner	2003-2004

#34

Alyssa Tiimalu	2011-
-----------------------	--------------

#42

Devon Lindvall	2010-
-----------------------	--------------

#44

Christie Ambrosi	1996-1997, 1999
Lyndsey Gayer	1998
Stephanie Ramos	2001-2004
Danielle Peterson	2005-2008
Dani Yudin	2009-

#47

Amanda Kamekona	2008-2009
-----------------	-----------

#16 LISA FERNANDEZ • RETIRED APRIL 22, 1995

Lisa Fernandez's #16 jersey was the first number retired by the UCLA softball program in a ceremony prior to a doubleheader against California on April 22, 1995.

Fernandez, who enters her 13th year as an assistant coach for the Bruins in 2011, played for UCLA from 1990-93, earning four, first-team All-American honors, four All-College World Series selections, three Pac-10 Player of the Year accolades and three Honda Awards. In 1993, she became the first softball player to win the prestigious Honda-Broderick Cup, awarded to the most outstanding collegiate female athlete in the nation.

As a senior in 1993, Fernandez led the country in both batting average (.510) and earned run average (0.25). Fernandez posted a 29-0 mark as a junior, a year in which she had a 0.14 ERA, the lowest mark by any player since that 1992 season. Fernandez also recorded a 42-game winning streak (Feb. 5, 1992-Apr. 4, 1993), the second-longest winning streak in softball history. Her career .930 winning percentage (93-7) and 0.22 earned run average rank her second in NCAA history. Fernandez, who hurled 11 career no-hitters, ranks in the UCLA Top 10 in numerous offensive and pitching categories. On the hitting charts, she is sixth in batting average (.382) and fourth in hits (287), while pitching-wise she is fourth in strikeouts (784). Fernandez is also tops at UCLA in shutouts with 74, which places her ninth in the NCAA annals.

An eight-time ASA All-American, Fernandez was a member of the U.S. National Team from 1990-2008 and won Olympic gold medals with Team USA in 1996, 2000 and 2004. Fernandez was also named ASA/USA Softball Female Athlete of the Year in 1999 and was enshrined in the UCLA Hall of Fame in 2003.



#1 DOT RICHARDSON • RETIRED MAY 1, 1999

One of the most recognizable names and faces in softball, Dot Richardson's #1 UCLA softball jersey was retired in a pre-game ceremony on May 1, 1999 prior to a doubleheader against Oregon.

Richardson played for the Bruins from 1981-83 and was a member of UCLA's 1982 NCAA Championship team. She led the Bruins in hits and batting average each season and was named an All-American at the conclusion of those three years, earning first-team honors as a junior and senior. Richardson hit above .300 all three years, including a career-best .379 average in her first season in Westwood in 1981. She posted a marvelous walk-to-strikeout ratio, drawing 73 walks to just 16 strikeouts in three campaigns. Richardson was also named to the All-College World Series Team in 1982 and 1983 and was honored as the NCAA's Player of the Decade for the 1980's.

A 14-time Amateur Softball Association (ASA) All-American Selection, Richardson also earned seven ASA Best Defensive Player honors and three ASA National Championship Most Valuable Player awards. A member of the USA National Team program from 1979-2000, Richardson won a gold medal with the 1996 U.S. Olympic Team as a shortstop and was the second baseman on the gold-medal winning 2000 United States squad. Following the 1996 season, Richardson was named ASA Sportswoman of the Year.

In 1996, Richardson was the third softball player inducted into UCLA's Hall of Fame. She was also enshrined in the ASA Hall of Fame in 2006. Richardson earned her bachelor's degree in kinesiology from UCLA and is an orthopedic surgeon.



#6 SUE ENQUIST • RETIRED APRIL 29, 2000

In a surprise ceremony on April 29, 2000, the #6 jersey of former UCLA All-American and six-time national champion head coach Sue Enquist was retired prior to a game against California.

A four-year letterwinner from 1975-78, Enquist sparked the Bruins to their first National Championship, an AIAW title in 1978, and was the tournament's leading hitter. Enquist led the team in batting average and doubles three times, triples twice and homers and RBI once. An All-American in 1978, she led the Bruins with a .391 average, 45 hits, two home runs and seven doubles. She was also named All-Region in 1976, '77 and '78. Enquist still stands third on UCLA's all-time list with a .401 career average.

A three-time ASA All-American for the Raybestos Brakettes, Enquist helped lead that team to four ASA National Championships (1976-78, 1980). She also enjoyed success as a player at the international level, earning gold medals at three National Sports Festivals, the 1978 World Championships and the 1979 Pan American Games.

Enquist spent just one season away from the Bruins following her collegiate playing career, returning to UCLA as an assistant coach in 1980. She held that position until 1989, when she was elevated to co-head coach. As co-head coach or head coach (1997-2006), Enquist led the Bruins to six NCAA Championships. The first softball player to be inducted into the UCLA Hall of Fame in 1993, the three-time National Coach of the Year was enshrined into the National Fastpitch Coaches Association (NFCA) Hall of Fame in 2006. Enquist retired on Sept. 26, 2006 with an 887-175-1 career record and now works on special projects in the UCLA Athletic Development office.



#2 GINA VECCHIONE • RETIRED APRIL 28, 2007

Gina Vecchione became the fourth UCLA softball player to have her jersey retired when she was honored prior to the Bruins' game against Oregon State on April 28, 2007.

As a player in Westwood, Vecchione earned All-Pacific Region honors in the outfield three straight seasons (1980-82) and is one of 27 Bruins to receive the award at least three times. In 1981, she led the Bruins in doubles with 10 and tied for the team lead with three triples and 21 runs batted in. Vecchione again tied for the top spot in triples with four and runs batted in with 12 as a senior. In 1982, Vecchione was a member of the All-College World Series team, as the Bruins won the inaugural NCAA Softball Championship. Following that season, Vecchione received second-team All-American honors.

After the conclusion of her collegiate career, Vecchione played 12 seasons with the Raybestos Brakettes, winners of eight ASA titles and three World titles. Vecchione was named to the ASA All-American team seven times and was the top hitter at the 1988 national tournament with a .444 average. Vecchione earned softball's top honor in 1997 when she became the first UCLA player inducted into the ASA Hall of Fame.

Returning to her alma mater as an assistant coach in 2000 and entering her 12th year in that role in 2011, Vecchione has helped the Bruins reach the NCAA Championship game or series in six of her 11 seasons, winning back-to-back NCAA titles in 2003 and 2004 and another title last year. The Bruins have amassed a 537-121-1 record during her previous 11 campaigns for an .816 winning percentage. During Vecchione's tenure, UCLA has been tabbed as the NFCA Regional Coaching Staff of the Year in 2000 and '04 and NFCA National CSOY in 2004 and '10.



On Jan. 6, 1997, the UCLA softball program entered a new era as Sharron Backus announced her retirement from coaching after 22 years of leading the Bruins.

Considered by many a softball icon, Backus was the guiding force of the top softball program in the nation at UCLA. The third-winningest Division I softball coach in NCAA history, Backus coached 22 seasons, posting an 854-173-3 (.831) lifetime record - all at UCLA. Included in that impressive 22-year slate was a 111-32 (.776) mark in postseason play. Backus and the Bruins brought eight national championship trophies to Westwood (seven NCAA and one AIAW), including an unprecedented three in a row (1988, '89 and '90). The Backus era's trophy case also includes four second-place finishes and three third-place awards. Her UCLA teams played in the College World Series 16 times, and after the Bruins joined the NCAA in 1982, Backus' squads made the College World Series every year they made the NCAA Tournament.

Including her award as the Pacific-10 Conference Coach of the Year in 1995, Backus earned the league's top honor four times in her final seven seasons, also winning in 1990, 1992 and 1993. In 1990, Backus was chosen Northwest Region Coach of the Year by the National Fastpitch Coaches Association (NFCA). She was also selected as the Diamond National and Western Collegiate Athletic Association (WCAA) Coach of the Year in 1984 and 1985.

Backus has been enshrined in several Hall of Fames in recognition of her contributions as a player and coach. The Amateur Softball Association (ASA) Hall of Fame recognized her as one of the most honored players and coaches with induction in 1985. In 1992, the NFCA Hall of Fame welcomed Backus, honoring her tremendous successes in collegiate softball. In 1993, the Women's Sports Foundation Hall of Fame inducted Backus, spotlighting her enormous contributions to women's athletics. And in 2001, Backus was inducted into the UCLA Athletics Hall of Fame in her first year of eligibility.

The Bruin mentor is most noted for her ability to teach the fundamentals. In fact, UCLA did not commit a single error in College World Series play in the championship seasons of 1978, 1982 and 1988. Backus provided solid background in the handling of pitchers such as Debbie Doom, Tracy Compton, Lisa Longaker, Lisa Fernandez and DeeDee Weiman and hitters such as Fernandez, Janice Parks, Yvonne Gutierrez and Jennifer Brundage. Backus coached the first softball player to win the most prestigious honor in women's athletics, as Fernandez won the 1993 Honda-Broderick Cup, which recognized her as the most outstanding collegiate female athlete in all sports during the 1992-93 season.

UCLA's strength in fundamentals evolved from Backus' legendary ASA playing career. The Cal State Fullerton graduate was instrumental in seven ASA titles (1961, 1965 and 1971-75) and two international championships (1972 and 1974). A star shortstop, Backus was named to numerous ASA All-America teams during her playing career. She also played professional softball for the Connecticut Falcons from 1976-78, when the team won three World Championships.

A native of Anaheim and a resident of Fullerton, Backus continued her coaching duties in the professional ranks, coaching in the Women's Pro Softball League (WPSL). In 1998, she was named WPSL Coach of the Year after leading the Orlando Wahoos to the league championship. Backus also went on to serve as the Director of Player Personnel for the WPSL. She earned a bachelor's degree in Physical Education in 1969 from Cal State Fullerton, along with her teaching credential, which enabled her to teach at Western High School before coming to UCLA.



COACHING HIGHLIGHTS

Career Record at UCLA (1975-96): 854-173-3 (.831)

Seasons at UCLA: 22

Record as Head Coach: (1975-88): 451-117-3 (.792)

Record as Co-Head Coach: (1989-96): 403-56 (.878)

National Championships Won: 8

AIAW: 1978; NCAA: 1982, 1984, 1985, 1988, 1989, 1990, 1992

Conference Titles Won: 10

SCWAC: 1975, 1976; Pac-10: 1983, 1984, 1986, 1988, 1989, 1990, 1991, 1993

Postseason Appearances: 18

Postseason Record: 111-32 (.776)

College World Series Record: 68-20 (.773)

National Top-Four Finishes: 15

40-Win Seasons: 13

U.S. National Team Members Coached: 24

Olympians Coached: 9

All-Americans: 53

All-Region Honorees: 87

All-Conference Honorees: 94

Pac-10 Players/Pitchers of the Year: 6

Pac-10 Players/Pitchers of the Week: 37

All-College World Series Honorees: 52

Honda-Broderick Cup Winners: 1993 (Lisa Fernandez)

Honda Award Winners: 8

HONORS AND ACHIEVEMENTS

Pac-10 Coach of the Year: 4 (1990, 1992, 1993, 1995)

WCAA Coach of the Year: 2 (1984, 1985)

Diamond National Coach of the Year: 2 (1984, 1985)

NFCA Regional Coach of the Year: 1 (1990)

Hall of Fame Inductions:

1985: Amateur Softball Association (ASA)

1992: National Fastpitch Coaches Association (NFCA)

1993: Women's Sports Foundation

2001: UCLA Athletics

UCLA Softball Clubhouse Named Sharron Backus Clubhouse



COACHING HIGHLIGHTS

Career Record at UCLA (1989-06): 887-175-1 (.835)

Seasons at UCLA: 18

Record as Head Coach: (1997-06): 484-119-1 (.802)

Record as Co-Head Coach: (1989-96): 403-56 (.878)

Record as Assistant Coach: (1980-88): 352-85-3 (.803)

National Championships Won: 6

NCAA: 1989, 1990, 1992, 1999, 2003, 2004

Conference Titles Won: 7

Pac-10: 1989, 1990, 1991, 1993, 1999, 2002, 2006

Championships Won as Assistant Coach: 4 Conference/4 NCAA

Conference: WCAA (1983, 1984), Pac-West (1986), Pac-10 (1988)

NCAA: 1982, 1984, 1985, 1988

Postseason Appearances: 16

Postseason Record: 114-26 (.814)

College World Series Record: 57-20 (.740)

National Top-Four Finishes: 15

40-Win Seasons: 17

U.S. National Team Members Coached: 31

Olympians Coached: 12

All-Americans: 60

All-Region Honorees: 79

All-Conference Honorees: 141

Pac-10 Players/Pitchers of the Year: 10

Pac-10 Players/Pitchers of the Week: 61

National Players of the Week: 23

All-College World Series Honorees: 53

Honda-Broderick Cup Winners: 2003 (Natasha Watley)

Honda Award Winners: 7

USA Softball Players of the Year: 2002 (Stacey Nuveman)

HONORS AND ACHIEVEMENTS

Pac-10 Coach of the Year: 3 (1995, 1999, 2006)

NFCA National Coach of the Year: 3 (1992, 1995, 2004)

NFCA National Coaching Staff of the Year: 1 (2004)

NFCA Regional Coach of the Year: 3 (1991, 1992, 2000)

NFCA Regional Coaching Staff of the Year: 1 (2000)

Hall of Fame Inductions:

1993: UCLA Athletics

2000: Capistrano Unified School District

2006: National Fastpitch Coaches Association (NFCA)

2008: International Women's Sports Hall of Fame

U.S. National Team Coach

2004 C. Vivian Stringer Coaching Award Recipient

After spending 31 years as a player, assistant coach or head coach in the UCLA softball program, Sue Enquist announced her retirement from coaching on Sept. 26, 2006. Enquist currently works on special projects in the UCLA Athletic Development office.

Enquist spent 10 years as the Bruins' head coach, taking over that role for the 1997 season following the retirement of longtime mentor Sharron Backus. Enquist compiled a 484-119-1 (.802) from 1997-2006 and an overall mark of 887-175-1 (.835) in 18 seasons of coaching, serving as co-head coaches with Backus from 1989-96. Enquist's .835 winning percentage puts her at the top of the NCAA charts for Division I head softball coaches. As co-head and head coach, Enquist led the Bruins to six national championships (1989, 1990, 1992, 1999, 2003, 2004) and seven Pacific-10 Conference titles. Before being named co-head coach, Enquist spent nine seasons (1980-88) as an assistant under Backus, with the Bruins posting a record of 352-85-3 (.803).

A three-time Pac-10 Coach of the Year (1995, 1999, 2006), Enquist was named National Coach of the Year by the National Fastpitch Coaches Association (NFCA) three times in 1992, 1995 and 2004. She also led coaching staffs that were named NFCA Regional Coaching Staff of the Year in 2000 and NFCA National Coaching Staff of the Year in 2004. Enquist coached 60 All-Americans during her 18 seasons as head coach and seven Honda Award winners, including Natasha Watley, who became the second softball player in UCLA history in 2003 to earn the Honda-Broderick Cup, given to the most outstanding collegiate female athlete in all sports.

Enquist was either a player or coach on 11 UCLA national championship teams, including the program's first as a member of the Association of Intercollegiate Athletics for Women (IAIW) in 1978 when she was the tournament's leading hitter. When the NCAA brought women's sports under its umbrella starting with the 1982 season, the Bruins won the inaugural championship.

As one of eight softball coaches chosen to work with the U.S. National Team, Enquist was involved in the preparation of the gold-medal winning U.S. Olympic Team for the 1996 Summer Games in Atlanta, the inaugural Games for softball as an Olympic sport.

After graduating from San Clemente High School in December of 1974, Enquist went on to play four seasons for Backus from 1975-78. Enquist became the prototypical player for Bruin softball in terms of attitude, desire and will to win. UCLA's first softball All-American, Enquist led the Bruins in batting average and doubles three times, triples twice and homers and runs batted in once. A three-time All-Region selection, Enquist still stands third on UCLA's all-time list with a .401 career batting average. On April 29, 2000, Enquist's No. 6 jersey was immortalized when it became the third number in Bruin softball history to be retired.

A three-time ASA All-American for the Raybestos Brakettes, Enquist helped lead them to four ASA National Championships (1976-78, '80). She also enjoyed success as a player at the international level, earning gold medals at three National Sports Festivals, the 1978 World Championships and the '79 Pan American Games.

Away from the field, Enquist has received numerous honors, including induction into four Hall of Fames. In 1993, she became the first softball player inducted into the UCLA Athletics Hall of Fame. In 2000, Enquist was enshrined into the Capistrano Unified School District Hall of Fame and in 2006, she was inducted into the NFCA Hall of Fame. In June of 2008, Enquist was inducted into the International Women's Sports Hall of Fame. Enquist was recognized with the 2004 C. Vivian Stringer Coaching Award by the United States Sports Academy. The award pays tribute to those who have made significant contributions to sports and is named in honor of C. Vivian Stringer, the Women's Basketball Hall of Famer who is the only coach to take three different schools to the Final Four.

A pioneer in softball technology, Enquist invented the SB401 training bat and the Kwik-Slide Sliding Wrap. She also completed a series of 20 instructional videos, released in 2003, and partnered with former UCLA and Major League Baseball catcher Don Slaught on the RightViewPro hitting instructional software.

Enquist earned her bachelor's degree in kinesiology from UCLA in 1980. A native of San Clemente, Enquist surfed professionally from '79-'81 and continues to be an avid surfer. She currently resides in Huntington Beach.





STACEY NUVEVAN



TAIRIA MIMS



NATASHA WATLEY

HITTING

BATTING AVERAGE (MIN. 200 AB)

PLAYER	YEARS	H-AB	AVG
1. Stacey Nuvevan ¹	1997, 99, 01-02	322-691	.466
2. Natasha Watley ²	2000-03	395-878	.450
3. Sue Enquist	1975-78	122-304	.401
4. Jennifer Brundage	1992-95	240-615	.390
5. Megan Langenfeld	2007-10	220-571	.385
6. Lisa Fernandez	1990-93	287-752	.382
7. Alleah Poulson	1994-97	250-669	.374
8. Tairia Mims	2000-03	276-740	.373
10. Yvonne Gutierrez	1989-92	261-706	.370
Kelly Howard	1993-96	288-779	.370

1 - T-3rd All-Time in NCAA History; 2 - T-7th All-Time in NCAA History

GAMES PLAYED

PLAYER	YEARS	GS	GP
1. Stacey Nuvevan	1997, 99, 01-02	264	264
2. Tairia Mims	2000-03	252	252
3. Natasha Watley	2000-03	251	251
4. Amanda Freed	1999-02	250	250
5. Julie Marshall	1996-97, 99-00	241	246
6. Yvonne Gutierrez	1989-92	238	240
Lisa Fernandez	1990-93	240	240
Claire Sua	2001-04	240	240
9. Kerry Dienelt	1988-91	236	238
10. Andrea Duran	2003-06	236	236

AT-BATS

PLAYER	YEARS	GP	AB
1. Natasha Watley	2000-03	251	878
2. Amanda Freed	1999-02	250	816
3. Kelly Howard	1993-96	226	779
4. Shanna Flynn	1988-91	232	765
5. Lisa Fernandez	1990-93	240	752
6. Julie Marshall	1996-97, 99-00	246	749
7. Tairia Mims	2000-03	252	740
8. GiOnna DiSalvatore	2008-11	229	738
9. Andrea Duran	2003-06	236	730
10. Claire Sua	2001-04	240	729

RUNS SCORED

PLAYER	YEARS	GP	R
1. Natasha Watley ¹	2000-03	251	252
2. Amanda Freed	1999-02	250	182
3. GiOnna DiSalvatore	2008-11	229	177
4. Stacey Nuvevan	1997, 99, 01-02	264	173
5. Andrea Duran	2003-06	236	172
6. Kelly Howard	1993-96	226	164
7. Tairia Mims	2000-03	252	160
Caitlin Benyi	2003-06	223	160
9. Kathi Evans	1992-95	204	145
10. Christie Ambrosi	1996-97, 99	184	143

1 - T-7th All-Time in NCAA History

HIRTS

PLAYER	YEARS	GP	H
1. Natasha Watley ¹	2000-03	251	395
2. Stacey Nuvevan	1997, 99, 01-02	264	322
3. Kelly Howard	1993-96	226	288
4. Lisa Fernandez	1990-93	240	287
5. Tairia Mims	2000-03	252	276
6. GiOnna DiSalvatore	2008-11	229	264
7. Amanda Freed	1999-02	250	262
8. Yvonne Gutierrez	1989-92	240	261
9. Alleah Poulson	1994-97	229	250
10. Shanna Flynn	1988-91	232	249

1 - 3rd All-Time in NCAA History

DOUBLES

PLAYER	YEARS	GP	2B
1. GiOnna DiSalvatore	2008-11	229	65
2. Tairia Mims	2000-03	252	59
3. Stacey Nuvevan	1997, 99, 01-02	264	51
4. Kelly Howard	1993-96	226	50
5. Amanda Freed	1999-02	250	49
6. Jennifer Brundage	1992-95	215	46
7. Natasha Watley	2000-03	251	45
8. Stephanie Ramos	2001-04	230	44
9. Alleah Poulson	1994-97	229	43
10. Andrea Duran	2003-06	236	42
Megan Langenfeld	2007-10	211	42

TRIPLES

PLAYER	YEARS	GP	3B
1. Janice Parks	1986-89	215	21
Natasha Watley	2000-03	251	21
3. Yvonne Gutierrez	1989-92	240	17
Andrea Duran	2003-06	236	17
5. Lorraine Maynez	1988-89, 91	162	15
6. Missy Phillips	1988-91	221	12
7. Sheila Cornell	1981-84	168	11
Shanna Flynn	1988-91	232	11
Amanda Freed	1999-02	250	11
10. Gail Edson ¹	1977-80	69	10
Dot Richardson	1981-83	135	10
Jenny Brewster	1992-95	192	10
Christie Ambrosi	1996-97, 99	184	10

1 - stats available for 1979 and 1980 only

HOME RUNS

PLAYER	YEARS	GP	HR
1. Stacey Nuvevan ¹	1997, 99, 01-02	264	90
2. Tairia Mims	2000-03	252	61
3. Caitlin Benyi	2003-06	223	55
4. Claire Sua	2001-04	240	50
5. Julie Marshall	1996-97, 99-00	246	45
6. Jodie Legaspi	2004-07	230	43
7. Julie Adams	1996-97, 99-00	219	40
Andrea Harrison	2009-	169	40
9. Megan Langenfeld	2007-10	211	39
10. Julie Burney	2007-10	215	37

1 - All-Time NCAA Leader

RUNS BATTED IN

PLAYER	YEARS	GP	RBI
1. Stacey Nuvevan ¹	1997, 99, 01-02	264	299
2. Tairia Mims	2000-03	252	228
3. Julie Marshall	1996-97, 99-00	246	203
4. Claire Sua	2001-04	240	196
5. Megan Langenfeld	2007-10	211	170
6. GiOnna DiSalvatore	2008-11	229	167
7. Julie Adams	1996-97, 99-00	219	166
8. Alleah Poulson	1994-97	229	165
9. Jodie Legaspi	2004-07	230	156
10. Jennifer Brundage	1992-95	215	151

1 - 4th All-Time in NCAA History

TOTAL BASES

PLAYER	YEARS	GP	TB
1. Stacey Nuvevan	1997, 99, 01-02	264	653
2. Tairia Mims	2000-03	252	532
3. Natasha Watley	2000-03	251	527
4. Caitlin Benyi	2003-06	223	431
5. Julie Marshall	1996-97, 99-00	246	426
6. Claire Sua	2001-04	240	410
7. Andrea Duran	2003-06	236	404
8. Jodie Legaspi	2004-07	230	403
9. Lisa Fernandez	1990-93	240	388
10. Julie Adams	1996-97, 99-00	219	384

SLUGGING PERCENTAGE (MIN. 200 AB)

PLAYER	YEARS	TB-AB	SLG
1. Stacey Nuvevan ¹	1997, 99, 01-02	653-691	.945
2. Tairia Mims	2000-03	532-740	.719
3. Megan Langenfeld	2007-10	383-571	.671
4. Andrea Harrison	2009-	343-527	.651
5. Caitlin Benyi	2003-06	431-681	.633
6. Amanda Kamekona	2008-09	235-385	.610
7. Natasha Watley	2000-03	527-878	.600
8. Jodie Legaspi	2004-07	403-673	.599
9. Julie Adams	1996-97, 99-00	384-643	.597
10. Jennifer Brundage	1992-95	356-615	.579

1 - All-Time NCAA Leader

WALKS

PLAYER	YEARS	GP	BB
1. Stacey Nuvevan ¹	1997, 99, 01-02	264	240
2. Megan Langenfeld	2007-10	211	121
3. Emily Zaplatosch	2003-06	234	107
4. Krista Colburn	2005-08	233	99
5. Claire Sua	2001-04	240	96
Jodie Legaspi	2004-07	230	96
7. Julie Adams	1996-97, 99-00	219	95
8. Kim Wuest	1995-98	203	90
Caitlin Benyi	2003-06	223	90
10. GiOnna DiSalvatore	2008-11	229	89

1 - 2nd All-Time in NCAA History

Hit BY PITCH

PLAYER	YEARS	GP	HBP
1. Crissy Buck ¹	1999-02	221	38
2. Megan Langenfeld	2007-10	211	36
3. Caitlin Benyi	2003-06	223	32
4. Tairia Mims	2000-03	252	27
5. Kaila Shull	2007-10	183	20
6. Katie Schroeder	2008-	174	19
7. Julie Burney	2007-10	215	17
8. Andrea Harrison	2009-	169	16
9. Kim Wuest	1995-98	203	15
10. Amy Crawford	2008-11	142	13
Dani Yudin	2009-	139	13

1 - 7th All-Time in NCAA History

ON BASE PERCENTAGE (MIN. 200 AB)

PLAYER	YEARS	AB	OBP
1. Stacey Nuvean	1997, 99, 01-02	691	.600
2. Megan Langenfeld	2007-10	571	.515
3. Natasha Watley	2000-03	878	.487
4. Katie Schroeder	2008-	557	.463
5. Jennifer Brundage	1992-95	615	.462
6. Lisa Fernandez	1990-93	752	.443
7. Tairia Mims	2000-03	740	.442
8. Dot Richardson	1981-83	470	.438
9. Yvonne Gutierrez	1989-92	706	.436
Julie Adams	1996-97, 99-00	643	.436

SACRIFICE FLIES

PLAYER	YEARS	GP	SF
1. Tairia Mims	2000-03	252	20
2. Julie Marshall	1996-97, 99-00	246	13
3. Alleah Poulson	1994-97	229	12
4. Karen Walker	1986-89	198	11
5. Janice Parks	1986-89	215	9
Jennifer Brundage	1992-95	215	9
7. Nichole Victoria	1991-94	215	8
Caitlin Benyi	2003-06	223	8

SACRIFICE HITS

PLAYER	YEARS	GP	SH
1. Kristy Howard	1990-93	233	82
2. Lisa Hankerd	1985-88	197	70
3. Kerry Dienelt	1988-91	238	65
4. Stacy Winsberg	1982-85	173	53
5. Karen Walker	1986-89	198	52
6. Nichole Victoria	1991-94	215	48
7. Kathi Evans	1992-95	204	43
8. Mary Ricks	1983-86	192	41
9. Shanna Flynn	1988-91	232	39
Missy Phillips	1988-91	221	39
Amanda Freed	1999-02	250	39

STOLEN BASES

PLAYER	YEARS	GP	SB-ATT
1. Natasha Watley	2000-03	251	158-184
2. Amanda Freed	1999-02	250	51-58
3. Andrea Duran	2003-06	236	44-54
4. Tara Henry	2004-07	222	43-53
5. Lupe Brambila	1998-01	223	42-49
6. Monique Mejia	2000-03	212	40-44
7. Katie Schroeder	2008-	174	34-49
8. Christie Ambrosi	1996-97, 99	184	33-37
Ashley Herrera	2004-08	190	33-43
10. Yvonne Gutierrez	1989-92	240	29-31
Erin Rahn	1999-02	203	29-33

PITCHING
EARNED RUN AVERAGE (MIN. 200 IP)

PLAYER	YEARS	ER-IP	ERA
1. Tracy Compton ¹	1982-85	13-612.1	0.15
2. Lisa Fernandez ²	1990-93	22-694.2	0.22
3. Debbie Doom ³	1982-85	30-725.2	0.29
Karen Andrews	1979-82	20-481.1	0.29
5. Lisa Longaker	1987-90	41-725.2	0.40
6. Lori Warkentin	1980-82	14-231.1	0.42
7. Michelle Phillips	1986-88	19-262.2	0.51
8. Heather Compton	1990-93	40-538.2	0.52
9. Samantha Ford	1986-89	42-555.0	0.53
10. Jan Jeffers	1978-81	38-447.1	0.59

1 - All-Time NCAA Leader; 2 - 2nd All-Time; 3 - 3rd All-Time; NCAA Minimum 400 IP

WINS

PLAYER	YEARS	APP	W-L
1. Keira Goerl ¹	2001-04	161	130-21
2. Anjelica Selden	2005-08	167	110-37
3. Amanda Freed	1999-02	127	97-20
4. B'Ann Burns	1994-97	131	96-23
5. Lisa Fernandez	1990-93	107	93-7
6. Lisa Longaker	1987-90	113	89-12
7. Debbie Doom	1982-85	93	73-16
8. Tracy Compton	1982-85	85	72-10
Heather Compton	1990-93	84	67-8
10. Donna Kerr	2008-11	124	65-25

1 - 7th All-Time in NCAA History

APPEARANCES

PLAYER	YEARS	GS	APP
1. Anjelica Selden	2005-08	142	167
2. Keira Goerl	2001-04	148	161
3. B'Ann Burns	1994-97	111	131
4. Amanda Freed	1999-02	116	127
5. Donna Kerr	2008-11	103	124
6. Lisa Longaker	1987-90	100	113
7. Lisa Fernandez	1990-93	96	107
8. Megan Langenfeld	2007-10	48	104
9. Debbie Doom	1982-85	90	93
10. Courtney Dale	1997, 99-01	62	87

COMPLETE GAMES

PLAYER	YEARS	APP	CG
1. Keira Goerl	2001-04	161	135
2. Anjelica Selden	2005-08	167	127
3. B'Ann Burns	1994-97	131	98
4. Amanda Freed	1999-02	127	97
5. Lisa Longaker	1987-90	113	96
6. Lisa Fernandez	1990-93	107	95
7. Debbie Doom	1982-85	93	88
8. Tracy Compton	1982-85	85	80
9. Heather Compton	1990-93	84	69
10. DeeDee Weiman	1990-92, 94	80	65

SHUTOUTS

PLAYER	YEARS	APP	SO
1. Lisa Fernandez ¹	1990-93	107	74
2. Debbie Doom	1982-85	93	66
3. Keira Goerl	2001-04	161	64
4. Tracy Compton	1982-85	85	62
5. Lisa Longaker	1987-90	113	61
6. Amanda Freed	1999-02	127	47
7. Heather Compton	1990-93	84	45
8. Anjelica Selden	2005-08	167	44
9. DeeDee Weiman	1990-92, 94	80	42
10. Samantha Ford	1986-89	84	37

1 - 9th All-Time in NCAA History

SAVES

PLAYER	YEARS	APP	SV
1. Megan Langenfeld	2007-10	104	12
2. Lisa Longaker	1987-90	113	7
3. B'Ann Burns	1994-97	131	5
Anjelica Selden	2005-08	167	5
Aleah Macon	2010-	40	5
6. Christa Williams	1997	34	4
Courtney Dale	1997, 99-01	87	4
Amanda Freed	1999-02	127	4
9. Donna Kerr	2008-11	124	3

INNINGS PITCHED

PLAYER	YEARS	APP	IP
1. Keira Goerl	2001-04	161	1017.2
2. Anjelica Selden	2005-08	167	1012.1
3. B'Ann Burns	1994-97	131	767.1
4. Amanda Freed	1999-02	127	763.2
5. Debbie Doom	1982-85	93	725.2
Lisa Longaker	1987-90	113	725.2
7. Lisa Fernandez	1990-93	107	694.2
8. Tracy Compton	1982-85	85	612.1
9. Donna Kerr	2008-11	124	593.2
10. Samantha Ford	1986-89	84	555.0

STRIKEOUTS

PLAYER	YEARS	APP	K
1. Anjelica Selden ¹	2005-08	167	1441
2. Keira Goerl	2001-04	161	1095
3. Debbie Doom	1982-85	93	952
4. Lisa Fernandez	1990-93	107	784
5. Amanda Freed	1999-02	127	760
6. DeeDee Weiman	1990-92, 94	80	747
7. Donna Kerr	2008-11	124	729
8. Lisa Longaker	1987-90	113	698
9. B'Ann Burns	1994-97	131	591
10. Tracy Compton	1982-85	85	587

1 - 8th All-Time in NCAA History


KEIRA GOERL

AMANDA FREED

ANJELICA SELDEN



JENNIFER BRUNDAGE



ANDREA DURAN

HITTING

BATTING AVERAGE (MIN. 100 AB)

PLAYER	YEAR	H-AB	AVG
1. Stacey Nuvelman ^{1,2}	2002	83-157	.529
2. Megan Langenfeld	2010	68-129	.527
3. Jennifer Brundage ¹	1995	87-168	.518
4. Lisa Fernandez ¹	1993	80-157	.510
5. Natasha Watley	2002	112-231	.485
6. Natasha Watley	2003	102-212	.481
7. Stacey Nuvelman	1997	84-184	.457
8. Tanya Harding	1995	47-103	.456
9. Tairia Mims	2003	80-178	.449
10. Stacey Nuvelman	1999	82-184	.446

1 - National Leader; 2 - 9th-Best Single-Season Total in NCAA History

GAMES PLAYED

PLAYER	YEAR	GS	GP
1. Kerry Dienelt	1990	69	69
Shanna Flynn	1990	69	69
Yvonne Gutierrez	1990	69	69
Kristy Howard	1990	69	69
Crissy Buck	1999	69	69
Amanda Freed	1999	69	69
Lyndsey Klein	1999	69	69
Julie Marshall	1999	69	69
Stacey Nuvelman	1999	69	69

10. Christie Ambrosi	1999	68	68
Tairia Mims	2001	68	68
Stacey Nuvelman	2001	68	68
Claire Sua	2001	68	68
Natasha Watley	2001	68	68

AT-BATS

PLAYER	YEAR	GP	AB
1. Natasha Watley	2001	68	247
2. Christie Ambrosi	1999	68	240
3. Natasha Watley	2002	64	231
4. Shanna Flynn	1990	69	228
5. Amanda Freed	1999	69	227
6. Lyndsey Klein	1999	69	218
Julie Marshall	1999	69	218
8. Lisa Fernandez	1990	67	213
Tairia Mims	2001	68	213
10. Natasha Watley	2003	61	212

RUNS SCORED

PLAYER	YEAR	GP	R
1. Natasha Watley	2001	68	75
2. Christie Ambrosi	1999	68	65
Natasha Watley	2002	64	65
4. Natasha Watley	2003	61	64
5. Andrea Duran	2006	59	60
6. Jennifer Brundage	1995	56	59
7. Lyndsey Klein	2000	59	57
8. Katie Schroeder	2009	56	55
GiOnna DiSalvatore	2010	61	55
10. Kelly Howard	1995	56	54
Tairia Mims	2001	68	54

HITS

PLAYER	YEAR	GP	H
1. Natasha Watley ^{1,2}	2002	64	112
2. Christie Ambrosi ¹	1999	68	103
3. Natasha Watley ¹	2003	61	102
4. Natasha Watley	2001	68	101
5. Jennifer Brundage	1995	56	87
6. Kelly Howard	1996	58	84
Stacey Nuvelman	1997	63	84
8. Stacey Nuvelman	2002	64	83
9. Stacey Nuvelman	1999	69	82
10. Kelly Howard	1995	56	81
Amanda Freed	1999	69	81
GiOnna DiSalvatore	2010	61	81

1 - National Leader; 2 - 7th-Best Single-Season Total in NCAA History

DOUBLES

PLAYER	YEAR	GP	2B
1. Lyndsey Klein	1999	69	21
2. Amanda Kamekona	2009	56	19
GiOnna DiSalvatore	2010	61	19
4. Tairia Mims	2001	68	18
5. Tairia Mims	2003	61	17
Amanda Kamekona	2008	60	17
GiOnna DiSalvatore	2011	55	17
8. Tairia Mims	2002	64	16
Samantha Camuso	2008	60	16
GiOnna DiSalvatore	2008	60	16

TRIPLES

PLAYER	YEAR	GP	3B
1. Andrea Duran	2005	60	8
2. Kathy Maurice	1978	—	7
Gail Edson	1980	36	7
Lorraine Maynez	1988	59	7
Janice Parks	1989	52	7
Natasha Watley	2002	64	7
Andrea Duran	2006	59	7
8. Sheila Cornell	1983	47	6
Janice Parks	1987	60	6
Christie Ambrosi	1997	58	6

HOME RUNS

PLAYER	YEAR	GP	HR
1. Stacey Nuvelman ^{1,2}	1999	69	31
2. Caitlin Benyi ¹	2004	56	24
3. Tairia Mims	2003	61	22
4. Stacey Nuvelman	1997	63	20
Stacey Nuvelman	2002	64	20
Megan Langenfeld	2010	50	20

7. Julie Marshall	1999	69	19
Stacey Nuvelman	2001	68	19
9. Julie Burney	2010	61	18
10. Tairia Mims	2001	68	17
Claire Sua	2003	56	17
Andrea Harrison	2010	58	17

1 - National Leader; 2 - 2nd-Best Single-Season Total in NCAA History

RUNS BATTED IN

PLAYER	YEAR	GP	RBI
1. Stacey Nuvelman ^{1,2}	1999	69	91
2. Stacey Nuvelman	2001	68	73
3. Stacey Nuvelman	1997	63	71
Tairia Mims	2001	68	71
5. Tairia Mims	2003	61	70
6. Julie Marshall	1999	69	67
7. Stacey Nuvelman	2002	64	64
8. Julie Adams	1999	67	61
9. Jennifer Brundage	1995	56	60
Lyndsey Klein	2000	59	60

1 - National Leader; 2 - 7th-Best Single-Season Total in NCAA History

TOTAL BASES

PLAYER	YEAR	GP	TB
1. Stacey Nuvelman ¹	1999	69	187
2. Tairia Mims	2003	61	165
3. Stacey Nuvelman ¹	2002	64	164
4. Stacey Nuvelman	1997	63	157
5. Christie Ambrosi	1999	68	155
6. Natasha Watley	2003	61	154
7. Tairia Mims	2001	68	153
Caitlin Benyi	2004	56	153
9. Jennifer Brundage	1995	56	150
10. Natasha Watley	2002	64	146

1 - National Leader

SLUGGING PERCENTAGE (MIN. 100 AB)

PLAYER	YEAR	TB-AB	SLG
1. Megan Langenfeld	2010	140-129	1.085
2. Stacey Nuvelman ^{1,2}	2002	164-157	1.045
3. Stacey Nuvelman ³	1999	187-184	1.016
4. Tairia Mims	2003	165-178	.927
5. Jennifer Brundage	1995	150-168	.893
6. Stacey Nuvelman	2001	145-166	.873
7. Caitlin Benyi	2004	153-177	.864
8. Stacey Nuvelman	1997	157-184	.853
9. Lisa Fernandez	1993	129-157	.822
10. Tanya Harding	1995	83-103	.806

1 - National Leader; 2 - Best Single-Season Total in NCAA History

3 - 5th-Best Single-Season Total in NCAA History

WALKS

PLAYER	YEAR	GP	BB
1. Stacey Nuvelman ¹	2001	68	77
2. Stacey Nuvelman ²	2002	64	69
3. Stacey Nuvelman	1999	69	61
4. Megan Langenfeld	2010	50	43
5. Jennifer Brundage	1995	56	37
Jodie Legaspi	2007	55	37
7. Lisa Fernandez	1993	54	35
Krista Colburn	2007	55	35
Krista Colburn	2008	59	35
10. Claire Sua	2004	54	34
Lisa Dodd	2007	55	34
Megan Langenfeld	2008	56	34

1 - 5th-Best Single-Season Total in NCAA History

2 - 7th-Best Single-Season Total in NCAA History

HIT BY PITCH

PLAYER	YEAR	GP	HBP
1. Crissy Buck	2002	62	17
2. Caitlin Benyi	2003	61	13
Megan Langenfeld	2010	50	13
4. Crissy Buck	1999	69	11
5. Tairia Mims	2001	68	10
6. Caitlin Benyi	2005	55	9
7. Megan Langenfeld	2007	55	8
Megan Langenfeld	2009	50	8
Katie Schroeder	2009	56	8
Kaila Shull	2009	56	8
Amy Crawford	2011	31	8
Katie Schroeder	2011	54	8

ON BASE PERCENTAGE (MIN. 100 AB)

PLAYER	YEAR	AB	OBP
1. Megan Langenfeld	2010	129	.667
2. Stacey Nuvean	2002	157	.665
3. Stacey Nuvean	2001	166	.615
4. Jennifer Brundage	1995	168	.604
5. Lisa Fernandez	1993	157	.593
6. Stacey Nuvean	1999	184	.581
7. Jennifer Brundage	1994	159	.537
Stacey Nuvean	1997	184	.537
9. Natasha Watley	2003	212	.527
10. Tanya Harding	1995	103	.525

SACRIFICE FLIES

PLAYER	YEAR	GP	SF
1. Erica Ziencina	1991	51	6
Julie Marshall	2000	59	6
Tairia Mims	2001	68	6
Tairia Mims	2002	64	6
Tairia Mims	2003	61	6
6. Nichole Victoria	1994	56	5
Lyndsey Klein	2000	59	5
Caitlin Benyi	2006	51	5
Kaila Shull	2009	56	5

SACRIFICE HITS

PLAYER	YEAR	GP	SH
1. Lisa Hankerd	1987	57	27
Kristy Howard	1992	56	27
3. Kristy Howard	1990	69	26
Kerry Dienelt	1991	63	26
5. Stacy Winsberg	1983	45	23
Kathi Evans	1995	54	23
7. Lisa Hankerd	1988	58	22
8. Stacy Sunny	1988	57	21
9. Kerry Dienelt	1990	69	19
Amanda Freed	1999	69	19

STOLEN BASES

PLAYER	YEAR	GP	SB-ATT
1. Natasha Watley	2001	68	52-56
2. Natasha Watley	2002	64	39-47
3. Natasha Watley	2003	61	35-44
4. Natasha Watley	2000	58	32-37
5. Christie Ambrosi	1999	68	25-28
6. Andrea Duran	2006	59	20-22
7. Katie Schroeder	2009	56	19-24
8. Lupe Brambila	2001	62	18-20
Monique Mejia	2002	54	18-19
Tara Henry	2006	59	18-21

PITCHING

EARNED RUN AVERAGE (MIN. 100 IP)

PLAYER	YEAR	ER-IP	ERA
1. Tracy Compton ^{1,2}	1983	1-168.0	0.04
2. Karen Andrews	1979	1-113.1	0.06
3. Tracy Compton ^{1,3}	1985	2-167.1	0.08
4. Debbie Doom ⁴	1984	3-215.1	0.10
5. Lisa Fernandez ^{1,5}	1992	4-196.1	0.14
6. Tracy Compton	1982	3-101.2	0.21
7. Tiffany Boyd ¹	1989	5-146.0	0.24
8. Lisa Fernandez	1991	6-165.2	0.25
Lisa Fernandez ¹	1993	9-249.2	0.25
10. Karen Andrews	1980	5-134.0	0.26

1 - National Leader; 2 - Best Single-Season Total in NCAA History

3 - 2nd-Best Single-Season Total in NCAA History

4 - 5th-Best Single-Season Total in NCAA History

5 - 6th-Best Single-Season Total in NCAA History

WINS

PLAYER	YEAR	APP	W-L
1. Keira Goerl ¹	2003	48	40-7
2. Anjelica Selden	2006	44	35-7
3. Lisa Fernandez ¹	1993	36	33-3
Courtney Dale	1999	35	33-1
5. Keira Goerl	2002	40	32-5
6. Lisa Longaker	1988	39	31-4
B'Ann Burns	1996	43	31-8
Keira Goerl	2004	40	31-7
9. Lisa Fernandez	1992	30	29-0
Anjelica Selden	2005	50	29-14
Anjelica Selden	2008	40	29-5

1 - National Leader

APPEARANCES

PLAYER	YEAR	GS	APP
1. Anjelica Selden	2005	42	50
2. Keira Goerl	2003	45	48
3. Anjelica Selden	2006	37	44
4. B'Ann Burns	1996	34	43
5. Keira Goerl	2002	36	40
Keira Goerl	2004	37	40
Anjelica Selden	2008	35	40
8. Lisa Longaker	1988	34	39
9. Amanda Freed	2000	32	38
10. Lisa Fernandez	1993	33	36
Donna Kerr	2011	28	36

COMPLETE GAMES

PLAYER	YEAR	APP	CG
1. Keira Goerl	2003	48	42
Anjelica Selden	2005	50	42
3. Keira Goerl	2004	40	37
Anjelica Selden	2006	44	37
5. Lisa Longaker	1988	39	34
Keira Goerl	2002	40	34
7. Lisa Fernandez	1993	36	33
8. B'Ann Burns	1996	43	32
9. Amanda Freed	1999	35	31
10. Courtney Dale	1999	35	29

SHUTOUTS

PLAYER	YEAR	APP	SO
1. Lisa Fernandez ¹	1993	36	28
2. Debbie Doom	1984	28	24
3. Lisa Longaker	1988	39	23
Keira Goerl	2003	48	23
5. Lisa Fernandez	1992	30	22
6. Keira Goerl	2002	40	20
7. Tracy Compton	1983	23	18
Tracy Compton	1985	24	18
Heather Compton	1991	27	18
10. Debbie Doom	1985	25	17

1 - 7th-Best Single-Season Total in NCAA History

SAVES

PLAYER	YEAR	APP	SV
1. Megan Langenfeld	2008	21	5
2. Christa Williams	1997	34	4
3. Lisa Longaker	1987	28	3
Lisa Longaker	1988	39	3
B'Ann Burns	1996	43	3
Amanda Freed	1999	35	3
Courtney Dale	2001	22	3
Megan Langenfeld	2009	32	3
Megan Langenfeld	2010	25	3
Aleah Macon	2010	23	3

INNINGS PITCHED

PLAYER	YEAR	APP	IP
1. Anjelica Selden	2005	50	325.0
2. Keira Goerl	2003	48	310.2
3. Anjelica Selden	2006	44	282.2
4. Keira Goerl	2004	40	267.0
5. Lisa Longaker	1988	39	259.1
6. B'Ann Burns	1996	43	251.0
7. Lisa Fernandez	1993	36	249.2
8. Keira Goerl	2002	40	246.0
9. Amanda Freed	2000	38	234.2
10. Anjelica Selden	2008	40	233.2

STRIKEOUTS

PLAYER	YEAR	APP	K
1. Anjelica Selden	2005	50	485
2. Anjelica Selden	2006	44	408
3. DeeDee Weiman ¹	1994	33	359
4. Lisa Fernandez	1993	36	348
5. Keira Goerl	2003	48	342
6. Anjelica Selden	2008	40	335
7. Keira Goerl	2002	40	319
8. Debbie Doom	1984	28	282
9. Keira Goerl	2004	40	276
10. Amanda Freed	2000	38	246

1 - National Leader



LISA LONGAKER



B'ANN BURNS



COURTNEY DALE



CHRISTIE AMBROSI



CAITLIN BENYI



KRISTA COLBURN



KELLY HOWARD

HITTING

BATTING AVERAGE

1975	Sue Enquist	.529
1976	Janice Wright	.581
1977	Sue Enquist	.322
1978	Sue Enquist	.391
1979	Gail Edson	.319
1980	Gail Edson	.352
1981	Dot Richardson	.379
1982	Dot Richardson	.328
1983	Dot Richardson	.333
1984	Tricia Mang	.376
1985	Mary Ricks	.266
1986	Sandra Arledge	.317
1987	Sandra Arledge	.387
1988	Lorraine Maynez	.337
1989	Janice Parks	.426
1990	Yvonne Gutierrez	.384
1991	Yvonne Gutierrez	.369
1992	Yvonne Gutierrez	.406
1993	Lisa Fernandez ¹	.510
1994	Jennifer Brundage	.440
1995	Jennifer Brundage ¹	.518
1996	Ginny Mike-Mitchell	.418
1997	Stacey Nuveman	.457
1998	Kim Wuest	.326
1999	Stacey Nuveman	.446
2000	Natasha Watley	.426
2001	Stacey Nuveman	.440
2002	Stacey Nuveman ¹	.529
2003	Natasha Watley	.481
2004	Caitlin Benyi	.379
2005	Caitlin Benyi	.333
2006	Andrea Duran	.355
2007	Krista Colburn	.382
2008	Samantha Camuso	.366
2009	Katie Schroeder	.402
2010	Megan Langenfeld	.527
2011	Andrea Harrison	.409

¹ - National Leader

AT-BATS

1975	Charlene Wright	66
1976	Sue Enquist	51
1977	Nedra Jerry	98
1978	Sue Enquist	115
1979	Gail Edson	116
1980	Gail Edson	125
1981	D.Richardson/G.Vecchione	177
1982	Gina Vecchione	150
1983	Dot Richardson	156
1984	Tricia Mang	178
1985	M.Ricks/J.Simm	143
1986	Mary Ricks	135
1987	Sandra Arledge	191
1988	Lorraine Maynez	190
1989	Janice Parks	162
1990	Shanna Flynn	228
1991	Shanna Flynn	208
1992	Kathi Evans	190
1993	Kelly Howard	190
1994	Kelly Howard	185
1995	Kelly Howard	201
1996	Kelly Howard	203
1997	Christie Ambrosi	204
1998	Casey Hiraiwa	132
1999	Christie Ambrosi	240
2000	Natasha Watley	188
2001	Natasha Watley	247
2002	Natasha Watley	231
2003	Natasha Watley	212
2004	Andrea Duran	184
2005	Andrea Duran	189
2006	Andrea Duran	197
2007	Krista Colburn	173
2008	Amanda Kamekona	193
2009	Amanda Kamekona	192
2010	GiOnna DiSalvatore	207
2011	B.Bates/G.DiSalvatore/K.Schroeder	176

RUNS SCORED

1975	Jane Beyler	33
1976	Jane Beyler	16

1977-78 Incomplete Results

1979	Gail Edson	15
1980	Gail Edson	18
1981	Dot Richardson	40
1982	Dot Richardson	17
1983	Dot Richardson	25
1984	Tricia Mang	24
1985	Gina Holmstrom	19
1986	Gina Holmstrom	23
1987	Sandra Arledge	43
1988	Shanna Flynn	33
1989	Janice Parks	32
1990	Shanna Flynn	38
1991	Yvonne Gutierrez	38
1992	Lisa Fernandez	47
1993	Kathi Evans	44
1994	Janae Deffenbaugh	31
1995	Jennifer Brundage	59
1996	Kelly Howard	51
1997	Christie Ambrosi	43
1998	N.Odom/K.Wuest	20
1999	Christie Ambrosi	65
2000	Lyndsey Klein	57
2001	Natasha Watley	75
2002	Natasha Watley	65
2003	Natasha Watley	64
2004	Caitlin Benyi	51
2005	Andrea Duran	40
2006	Andrea Duran	60
2007	Krista Colburn	50
2008	Amanda Kamekona	47
2009	Katie Schroeder	55
2010	GiOnna DiSalvatore	55
2011	Katie Schroeder	44

Hits

1975	Sue Enquist	27
1976	Sue Enquist	22
1977	Nedra Jerry	30
1978	Sue Enquist	45
1979	Gail Edson	37
1980	Gail Edson	44
1981	Dot Richardson	67
1982	Dot Richardson	45
1983	Dot Richardson	52
1984	Tricia Mang	67
1985	Mary Ricks	38
1986	Sandra Arledge	40
1987	Sandra Arledge	74
1988	Lorraine Maynez	64
1989	Janice Parks	69
1990	Yvonne Gutierrez	71
1991	Yvonne Gutierrez	72
1992	Lisa Fernandez	71
1993	Lisa Fernandez	80
1994	Jennifer Brundage	70
1995	Jennifer Brundage	87
1996	Kelly Howard	84
1997	Stacey Nuveman	84
1998	Kim Wuest	42
1999	Christie Ambrosi ¹	103
2000	Natasha Watley	80
2001	Natasha Watley	101
2002	Natasha Watley ¹	112
2003	Natasha Watley ¹	102
2004	Caitlin Benyi	67
2005	Andrea Duran	60
2006	Andrea Duran	70
2007	Krista Colburn	66
2008	GiOnna DiSalvatore	68
2009	Katie Schroeder	70
2010	GiOnna DiSalvatore	81
2011	Andrea Harrison	67

¹ - National Leader

DOUBLES

1975	Leslie Trapnell	4
1976	Sue Enquist	7
1977	Sue Enquist	5
1978	Sue Enquist	7
1979	Gail Edson	4
1980	Gail Edson	9
1981	Gina Vecchione	10
1982	S.Cornell/D.Richardson	8
1983	Dot Richardson	8

1984	S.Cornell/T.Mang	6
1985	L.Rover/J.Simm/S.Winsberg	4
1986	Janice Parks	5
1987	S.Arledge/G.Holmstrom/J.Parks	8
1988	Lorraine Maynez	10
1989	J.Parks/M.Phillips	10
1990	K.Dienelt/M.Phillips	9
1991	Lisa Fernandez	9
1992	Joanne Alchin	11
1993	Lisa Fernandez	12
1994	Kelly Howard	15
1995	Jennifer Brundage	15
1996	Kelly Howard	14
1997	Alleah Poulson	15
1998	Kim Wuest	8
1999	Lyndsey Klein	21
2000	Amanda Freed	15
2001	Tairia Mims	18
2002	Tairia Mims	16
2003	Tairia Mims	17
2004	Caitlin Benyi	14
2005	Emily Zaplatosch	13
2006	Andrea Duran	15
2007	M.Langenfeld/J.Legaspi	12
2008	Amanda Kamekona	17
2009	Amanda Kamekona	19
2010	GiOnna DiSalvatore	19
2011	GiOnna DiSalvatore	17

TRIPLES

1975	S.Enquist/R.Nocciolo/V.Parker/C.Wright	2
1976	S.Enquist/S.McCaz/C.Wright	1
1977	Sue Enquist	3
1978	Kathy Maurice	7
1979	Nedra Jerry	4
1980	Gail Edson	7
1981	B.Booth/G.Vecchione	3
1982	D.Richardson/G.Vecchione	4
1983	Sheila Cornell	6
1984	Sheila Cornell	5
1985	T.Mang/J.Pinneau/L.Rover	3
1986	Janice Parks	5
1987	Janice Parks	6
1988	Lorraine Maynez	7
1989	Janice Parks	7
1990	S.Flynn/Y.Gutierrez/M.Phillips	5
1991	Lorraine Maynez	5
1992	L.Fernandez/Y.Gutierrez	4
1993	Jenny Brewster	3
1994	Jenny Brewster	4
1995	Nicole Odom	4
1996	Ginny Mike-Mitchell	3
1997	Christie Ambrosi	6
1998	Laurie Fritz	5
1999	Christie Ambrosi	4
2000	L.Brambila/L.Klein/N.Watley	4
2001	Natasha Watley	5
2002	Natasha Watley	7
2003	Natasha Watley	5
2004	Andrea Duran	2
2005	Andrea Duran	8
2006	Andrea Duran	7
2007	K.Colburn/K.Shull	2
2008	S.Camuso/G.DiSalvatore/A.Kamekona	2
2009	GiOnna DiSalvatore	4
2010	Samantha Camuso	2
2011	B.Bates/G.DiSalvatore/A.Harrison	1

HOME RUNS

1975	Leslie Trapnell	4
1976	K.Deakins/L.Trapnell	3
1977	Nedra Jerry	8
1978	G.Edson/S.Enquist/K.Maurice	2
1979	Janice Wright	1
1980	G.Edson/N.Jerry/K.Maurice	2
1981	N.Jerry/D.Richardson	2
1982	None	
1983	Sheila Cornell	2
1984	Tricia Mang	7
1985	Tricia Mang	2
1986	Gina Holmstrom	2
1987	Sandra Arledge	4
1988	Janice Parks	6
1989	Janice Parks	2
1990	Missy Phillips	2



SHEILA CORNELL



SUE ENQUIST



KRISTY HOWARD



NEDRA JERRY

1991 Yvonne Gutierrez	7
1992 Yvonne Gutierrez ¹	11
1993 Lisa Fernandez	11
1994 J.Brewster/J.Brundage	4
1995 Jennifer Brundage	14
1996 Kim Wuest	13
1997 Stacey Nuvelman	20
1998 Kim Wuest	11
1999 Stacey Nuvelman ¹	31
2000 L.Klein/J.Marshall	11
2001 Stacey Nuvelman	19
2002 Stacey Nuvelman	20
2003 Tairia Mims	22
2004 Caitlin Benyi ¹	24
2005 Caitlin Benyi	14
2006 A.Duran/J.Legaspi	15
2007 Lisa Dodd	14
2008 Amanda Kamekona	14
2009 Katie Schroeder	14
2010 Megan Langenfeld	20
2011 Andrea Harrison	15

1 - National Leader

RUNS BATTED IN

1975 Leslie Trapnell	31
1976 Sue Enquist	16
1977 Nedra Jerry	19
1978 Gail Edson	19
1979 Gail Edson	11
1980 Gail Edson	18
1981 G.Vecchione/B.Young	21
1982 G.Vecchione/B.Young	12
1983 Sheila Cornell	18
1984 Tricia Mang	19
1985 Tricia Mang	17
1986 Janice Parks	19
1987 Janice Parks	41
1988 Janice Parks	40
1989 Janice Parks	36
1990 Missy Phillips	36
1991 Yvonne Gutierrez	35
1992 Yvonne Gutierrez	58
1993 Lisa Fernandez	45
1994 Jennifer Brundage	39
1995 Jennifer Brundage	60
1996 Alleah Poulson	48
1997 Stacey Nuvelman	71
1998 Kim Wuest	27
1999 Stacey Nuvelman ¹	91
2000 Lyndsey Klein	60
2001 Stacey Nuvelman	73
2002 Stacey Nuvelman	64
2003 Tairia Mims	70
2004 Caitlin Benyi	43
2005 Emily Zaplatosch	41
2006 Andrea Duran	42
2007 Lisa Dodd	49
2008 Amanda Kamekona	46
2009 Kaila Shull	59
2010 Megan Langenfeld	58
2011 Andrea Harrison	52

1 - National Leader

TOTAL BASES

1975 S.Enquist/C.Wright	37
1976 Sue Enquist	34
1977 Nedra Jerry	54
1978 Sue Enquist	58
1979 Gail Edson	47
1980 Gail Edson	73
1981 Dot Richardson	83
1982 Dot Richardson	61
1983 Dot Richardson	68
1984 Tricia Mang	98
1985 G.Holmstrom/M.Ricks	46
1986 Sandra Arledge	53
1987 Sandra Arledge	104
1988 Lorraine Maynez	97
1989 Janice Parks	99
1990 Yvonne Gutierrez	90
1991 Yvonne Gutierrez	107
1992 Yvonne Gutierrez	120
1993 Lisa Fernandez	129

1994 Jennifer Brundage	94
1995 Jennifer Brundage	150
1996 J.Adams/Ke.Howard	108
1997 Stacey Nuvelman	157
1998 Kim Wuest	83
1999 Stacey Nuvelman ¹	187
2000 Lyndsey Klein	120
2001 Tairia Mims	153
2002 Stacey Nuvelman ¹	164
2003 Tairia Mims	165
2004 Caitlin Benyi	153
2005 Caitlin Benyi	108
2006 Andrea Duran	144
2007 Lisa Dodd	111
2008 Amanda Kamekona	128
2009 Katie Schroeder	119
2010 Megan Langenfeld	140
2011 Andrea Harrison	126

1 - National Leader

SLUGGING PERCENTAGE

1975 Sue Enquist	.725
1976 Janice Wright	.677
1977-78 Incomplete Results	
1979 Gail Edson	.405
1980 Gail Edson	.584
1981 Dot Richardson	.469
1982 Dot Richardson	.445
1983 Dot Richardson	.436
1984 Tricia Mang	.551
1985 Gina Holmstrom	.333
1986 Sandra Arledge	.421
1987 Sandra Arledge	.545
1988 L.Maynez/J.Parks	.511
1989 Janice Parks	.611
1990 Yvonne Gutierrez	.486
1991 Yvonne Gutierrez	.549
1992 Yvonne Gutierrez	.706
1993 Lisa Fernandez	.822
1994 Jennifer Brundage	.591
1995 Jennifer Brundage	.893
1996 Kim Wuest	.635
1997 Stacey Nuvelman	.853
1998 Kim Wuest	.643
1999 Stacey Nuvelman	1.016
2000 Lyndsey Klein	.656
2001 Stacey Nuvelman	.873
2002 Stacey Nuvelman ¹	1.045
2003 Tairia Mims	.927
2004 Caitlin Benyi	.864
2005 Caitlin Benyi	.643
2006 Andrea Duran	.731
2007 Lisa Dodd	.694
2008 Amanda Kamekona	.663
2009 Katie Schroeder	.684
2010 Megan Langenfeld	1.085
2011 Andrea Harrison	.768

1 - National Leader

WALKS

1975 Jane Beyler	17
1976 Jane Beyler	14
1977-78 Incomplete Results	
1979 Marcia Pontoni	15
1980 Marianne Pond	7
1981 Dot Richardson	26
1982 Dot Richardson	28
1983 Dot Richardson	19
1984 Sheila Cornell	26
1985 Gina Holmstrom	17
1986 Chris Olivie	12
1987 Monica Tourville	15
1988 Janice Parks	26
1989 Janice Parks	19
1990 Y.Gutierrez/M.Phillips	23
1991 Yvonne Gutierrez	27
1992 Yvonne Gutierrez	25
1993 Lisa Fernandez	35
1994 Jennifer Brundage	33
1995 Jennifer Brundage	37
1996 Kim Wuest	30
1997 Stacey Nuvelman	33
1998 Nicole Odom	22

1999 Stacey Nuvelman	61
2000 Julie Adams	22
2001 Stacey Nuvelman	77
2002 Stacey Nuvelman	69
2003 Emily Zaplatosch	32
2004 Claire Sua	34
2005 Caitlin Benyi	25
2006 L.Dodd/E.Zaplatosch	25
2007 Jodie Legaspi	37
2008 Krista Colburn	35
2009 Katie Schroeder	33
2010 Megan Langenfeld	43
2011 K.Fox/A.Harrison	29

HIT BY PITCH

1975-81 Incomplete Results	
1982 Debbie Hauer	3
1983 D.Richardson/L.Rover	1
1984 Mary Ricks	3
1985 C.Olivie/L.Rover	2
1986 Janice Parks	2
1987 Sandra Arledge	5
1988 Stacy Sunny	7
1989 Karen Walker	3
1990 Kerry Dienelt	3
1991 Erica Ziencina	6
1992 Janae Deffenbaugh	1
1993 Joanne Alchin	3
1994 Jennifer Brundage	5
1995 Kelly Howard	4
1996 S.Burkey/K.Wuest	3
1997 Julie Marshall	5
1998 Kim Wuest	7
1999 Crissy Buck	11
2000 Tairia Mims	5
2001 Tairia Mims	10
2002 Crissy Buck	17
2003 Caitlin Benyi	13
2004 Caitlin Benyi	5
2005 Caitlin Benyi	9
2006 Caitlin Benyi	5
2007 Megan Langenfeld	8
2008 Megan Langenfeld	7
2009 M.Langenfeld/K.Schroeder/K.Shull	7
2010 Megan Langenfeld	13
2011 A.Crawford/K.Schroeder	8

ON BASE PERCENTAGE

1975 Sue Enquist	.606
1976 Janice Wright	.629
1977-78 Incomplete Results	
1979 Gail Edson	.319
1980 Gail Edson	.352
1981 Dot Richardson	.458
1982 Dot Richardson	.446
1983 Dot Richardson	.407
1984 Sheila Cornell	.411
1985 Gina Holmstrom	.344
1986 Janice Parks	.341
1987 Sandra Arledge	.414
1988 Janice Parks	.407
1989 Janice Parks	.484
1990 Yvonne Gutierrez	.450
1991 Yvonne Gutierrez	.444
1992 Yvonne Gutierrez	.482
1993 Lisa Fernandez	.593
1994 Jennifer Brundage	.537
1995 Jennifer Brundage	.604
1996 Kelly Howard	.472
1997 Stacey Nuvelman	.537
1998 Kim Wuest	.431
1999 Stacey Nuvelman	.581
2000 Natasha Watley	.463
2001 Stacey Nuvelman	.615
2002 Stacey Nuvelman	.665
2003 Natasha Watley	.527
2004 Caitlin Benyi	.484
2005 Caitlin Benyi	.441
2006 Jodie Legaspi	.430
2007 Krista Colburn	.483
2008 Megan Langenfeld	.482
2009 Katie Schroeder	.516

2010 Megan Langenfeld	.667
2011 Andrea Harrison	.512

SACRIFICE FLIES

1975 Sue Enquist	2
1976-81 Incomplete Results	
1982 Debbie Hauer	3
1983 Sheila Cornell	3
1984 S.Cornell/J.Simm	3
1985 Chris Olivie	2
1986 Karen Walker	4
1987 Janice Parks	4
1988 L.Maynez/J.Parks/M.Tourville	3
1989 Karen Walker	4
1990 Kerry Dienelt	2
1991 Erica Ziencina	6
1992 L.Fernandez/N.Victoria	2
1993 Jennifer Brundage	4
1994 Nichole Victoria	5
1995 J.Brewster/A.Poulson/K.Wuest	2
1996 C.Ambrosi/A.Poulson	4
1997 J.Marshall/A.Poulson/K.Wuest	2
1998 Jenna Shih	2
1999 J.Adams/C.Buck/L.Klein/J.Marshall/S.Nueman	2
2000 Julie Marshall	6
2001 Tairia Mims	6
2002 Tairia Mims	6
2003 Tairia Mims	6
2004 Emily Zaplatosch	2
2005 C.Benyi/J.Legaspi	2
2006 Caitlin Benyi	5
2007 Whitney Holum	2
2008 Krista Colburn	4
2009 Kaila Shull	5
2010 Dani Yudin	3
2011 Alyssa Tiumalu	3

SACRIFICE HITS

1975 Incomplete Results	
1976 Janice Wright	8
1977-78 Incomplete Results	
1979 Cathy Collings	14
1980 Debbie Hauer	7
1981 S.Eskierski/N.Jerry	15
1982 Debbie Hauer	14
1983 Stacy Winsberg	23
1984 Stacy Winsberg	17
1985 M.Ricks/D.Ruelas	15
1986 Karen Walker	14
1987 Lisa Hankerd	27
1988 Lisa Hankerd	22
1989 Missy Phillips	17
1990 Kristy Howard	26
1991 Kerry Dienelt	26
1992 Kristy Howard	27
1993 Kristy Howard	15
1994 Nichole Victoria	17
1995 Kathi Evans	23
1996 Ginny Mike-Mitchell	18
1997 Laurie Fritz	12
1998 Karen Hoshizaki	7
1999 Amanda Freed	19
2000 Natasha Watley	8
2001 Lupe Brambila	9
2002 Crissy Buck	11
2003 C.Benyi/M.Meija	8
2004 Andrea Duran	18
2005 Lisa Dodd	15
2006 Krista Colburn	17
2007 Jaisa Creps	8
2008 Amanda Kamekona	13
2009 Andrea Harrison	12
2010 Monica Harrison	17
2011 Talee Snow	12

STOLEN BASES

1975 Jane Wortman	11
1976 Jane Beyler	5
1977-78 Incomplete Results	
1979 C.Collings/G.Edson/D.Hauer/K.Maurice	2
1980 Gail Edson	4
1981 Dot Richardson	8

1982 Debbie Hauer	5
1983 Dot Richardson	8
1984 Sheila Cornell	6
1985 Mary Ricks	10
1986 Gina Holmstrom	7
1987 S.Arledge/K.Walker	8
1988 Shanna Flynn	13
1989 Shanna Flynn	7
1990 Kristy Howard	8
1991 Yvonne Gutierrez	9
1992 Yvonne Gutierrez	11
1993 K.Evans/Kr.Howard	3
1994 Ginny Mike-Mitchell	6
1995 J.Brundage/K.Evans	6
1996 Ginny Mike-Mitchell	10
1997 Laurie Fritz	10
1998 Nicole Odom	5
1999 Christie Ambrosi	25
2000 Natasha Watley	32
2001 Natasha Watley	52
2002 Natasha Watley	39
2003 Natasha Watley	35
2004 Andrea Duran	8
2005 A.Duran/T.Henry	10
2006 Andrea Duran	20
2007 Tara Henry	14
2008 A.Kamekona/L.Mirabal/K.Schroeder	8
2009 Katie Schroeder	19
2010 B.B. Bates	6
2011 B.B. Bates	7

PITCHING

EARNED RUN AVERAGE

1975 Charlene Wright	2.37
1976 Charlene Wright	0.55
1977 Kathy Deakins	2.07
1978 Lisa Richardson	0.19
1979 Karen Andrews	0.06
1980 Karen Andrews	0.26
1981 Karen Andrews	0.41
1982 Tracy Compton	0.21
1983 Tracy Compton ¹	0.04
1984 Debbie Doom	0.10
1985 Tracy Compton ¹	0.08
1986 Michelle Phillips	0.48
1987 Lisa Longaker	0.35
1988 Lisa Longaker ¹	0.30
1989 Tiffany Boyd ¹	0.24
1990 Heather Compton	0.36
1991 Lisa Fernandez	0.25
1992 Lisa Fernandez ¹	0.14
1993 Lisa Fernandez ¹	0.25
1994 DeeDee Weiman	1.03
1995 Tanya Harding ¹	0.50
1996 B'Ann Burns	1.62
1997 B'Ann Burns	1.39
1998 Stephanie Swenson	2.21
1999 Amanda Freed	0.96
2000 Amanda Freed	1.25
2001 Amanda Freed ¹	0.46
2002 Keira Goerl	0.48
2003 Keira Goerl	0.63
2004 Lisa Dodd	0.79
2005 Anjelica Selden	1.10
2006 Anjelica Selden	1.06
2007 Megan Langenfeld	1.45
2008 Donna Kerr	0.93
2009 Megan Langenfeld	1.24
2010 Aleah Macon	1.50
2011 Donna Kerr	2.38

1 - National Leader

WINS

1975 Charlene Wright	5
1976 Charlene Wright	6
1977 Kathy Deakins	12
1978 Lisa Richardson	16
1979 K.Andrews/J.Jeffers	11
1980 Karen Andrews	13
1981 Karen Andrews	17
1982 Debbie Doom	11

1983 Tracy Compton	22
1984 Debbie Doom	24
1985 T.Compton/D.Doom	20
1986 S.Ford/M.Phillips	14
1987 Lisa Longaker	20
1988 Lisa Longaker	31
1989 Tiffany Boyd	19
1990 Lisa Longaker	20
1991 Heather Compton	22
1992 Lisa Fernandez	29
1993 Lisa Fernandez ¹	33
1994 B.Burns/D.Weiman	21
1995 B'Ann Burns	23
1996 B'Ann Burns	31
1997 B.Burns/C.Williams	21
1998 Stephanie Swenson	9
1999 Courtney Dale	33
2000 Amanda Freed	28
2001 Keira Goerl	27
2002 Keira Goerl	32
2003 Keira Goerl ¹	40
2004 Keira Goerl	31
2005 Anjelica Selden	29
2006 Anjelica Selden	35
2007 Anjelica Selden	17
2008 Anjelica Selden	29
2009 Donna Kerr	19
2010 Donna Kerr	18
2011 Jessica Hall	16

1 - National Leader

APPEARANCES

1975 Incomplete Results	
1976 Charlene Wright	8
1977 Kathy Deakins	18
1978 Incomplete Results	
1979 Jan Jeffers	17
1980 Karen Andrews	20
1981 Karen Andrews	21
1982 Debbie Doom	15
1983 Debbie Doom	25
1984 Debbie Doom	28
1985 Debbie Doom	25
1986 Samantha Ford	25
1987 Lisa Longaker	28
1988 Lisa Longaker	39
1989 Lisa Longaker	23
1990 Lisa Longaker	23
1991 Heather Compton	27
1992 Lisa Fernandez	30
1993 Lisa Fernandez	36
1994 DeeDee Weiman	33
1995 B'Ann Burns	31
1996 B'Ann Burns	43
1997 Christa Williams	34
1998 Erin Weiler	26
1999 C.Dale/A.Freed	35
2000 Amanda Freed	38
2001 Keira Goerl	33
2002 Keira Goerl	40
2003 Keira Goerl	48
2004 Keira Goerl	40
2005 Anjelica Selden	50
2006 Anjelica Selden	44
2007 Anjelica Selden	33
2008 Anjelica Selden	40
2009 Donna Kerr	35
2010 Donna Kerr	33
2011 Donna Kerr	36

COMPLETE GAMES

1975 Incomplete Results	
1976 Charlene Wright	8
1977-81 Incomplete Results	
1982 Debbie Doom	12
1983 Debbie Doom	24
1984 Debbie Doom	27
1985 Debbie Doom	25
1986 Samantha Ford	20
1987 Lisa Longaker	24
1988 Lisa Longaker	34
1989 Tiffany Boyd	19

1990 Lisa Longaker	22
1991 H.Compton/L.Fernandez	23
1992 Lisa Fernandez	27
1993 Lisa Fernandez	33
1994 DeeDee Weiman	27
1995 B'Ann Burns	22
1996 B'Ann Burns	32
1997 Christa Williams	28
1998 Stephanie Swenson	12
1999 Amanda Freed	31
2000 Amanda Freed	27
2001 Keira Goerl	22
2002 Keira Goerl	34
2003 Keira Goerl	42
2004 Keira Goerl	37
2005 Anjelica Selden	42
2006 Anjelica Selden	37
2007 Anjelica Selden	20
2008 Anjelica Selden	28
2009 Donna Kerr	16
2010 D.Kerr/A.Macon	10
2011 Donna Kerr	11

SHUTOUTS

1975 Incomplete Results	
1976 Charlene Wright	2
1977-81 Incomplete Results	
1982 Tracy Compton	10
1983 Tracy Compton	18
1984 Debbie Doom	24
1985 Tracy Compton	18
1986 Michelle Phillips	11
1987 Lisa Longaker	15
1988 Lisa Longaker	23
1989 Tiffany Boyd	15
1990 H.Compton/L.Longaker	13
1991 Heather Compton	18
1992 Lisa Fernandez	22
1993 Lisa Fernandez	28
1994 DeeDee Weiman	13
1995 Tanya Harding	13
1996 B'Ann Burns	12
1997 Christa Williams	14
1998 Erin Weiler	3
1999 Amanda Freed	15
2000 Amanda Freed	12
2001 Amanda Freed	11
2002 Keira Goerl	20
2003 Keira Goerl	23
2004 Keira Goerl	14
2005 Anjelica Selden	13
2006 Anjelica Selden	16
2007 M.Langenfeld/A.Selden	7
2008 Anjelica Selden	8
2009 Donna Kerr	6
2010 Donna Kerr	6
2011 J.Hall/D.Kerr	3

SAVES

1975-81 Incomplete Results	
1982 Tracy Compton	1
1983-84 None	
1985 Tracy Compton	1
1986 None	
1987 Lisa Longaker	3
1988 Lisa Longaker	3
1989 Samantha Ford	1
1990 Lisa Longaker	1
1991 Lisa Fernandez	1
1992-93 None	
1994 DeeDee Weiman	2
1995 B.Burns/T.Harding	1
1996 B'Ann Burns	3
1997 Christa Williams	4
1998 Lyndsey Gayer	1
1999 Amanda Freed	3
2000 None	
2001 Courtney Dale	3
2002-03 None	
2004 Keira Goerl	2
2005 Anjelica Selden	2
2006 Anjelica Selden	1

2007 Megan Langenfeld	1
2008 Megan Langenfeld	5
2009 Megan Langenfeld	3
2010 M.Langenfeld/A.Macon	3
2011 J.Hall/D.Kerr/A.Macon	2

INNINGS PITCHED

1975 Charlene Wright	118.0
1976 Kathy Deakins	57.1
1977-78 Incomplete Results	
1979 Jan Jeffers	118.1
1980 Karen Andrews	134.0
1981 Karen Andrews	170.2
1982 Debbie Doom	134.1
1983 Debbie Doom	196.0
1984 Debbie Doom	215.1
1985 Debbie Doom	180.0
1986 Samantha Ford	164.2
1987 Lisa Longaker	178.2
1988 Lisa Longaker	259.1
1989 Tiffany Boyd	146.0
1990 Lisa Longaker	156.2
1991 Heather Compton	180.0
1992 Lisa Fernandez	196.1
1993 Lisa Fernandez	249.2
1994 DeeDee Weiman	209.2
1995 B'Ann Burns	176.1
1996 B'Ann Burns	251.0
1997 Christa Williams	205.0
1998 Stephanie Swenson	136.1
1999 Courtney Dale	221.1
2000 Amanda Freed	234.2
2001 Keira Goerl	194.0
2002 Keira Goerl	246.0
2003 Keira Goerl	310.2
2004 Keira Goerl	267.0
2005 Anjelica Selden	325.0
2006 Anjelica Selden	282.2
2007 Anjelica Selden	171.0
2008 Anjelica Selden	233.2
2009 Donna Kerr	167.1
2010 Donna Kerr	150.1
2011 Donna Kerr	170.1

STRIKEOUTS

1975 Charlene Wright	52
1976 Charlene Wright	49
1977 Kathy Deakins	95
1978 Jan Jeffers	91
1979 Karen Andrews	133
1980 Karen Andrews	131
1981 Karen Andrews	133
1982 Debbie Doom	193
1983 Debbie Doom	245
1984 Debbie Doom	282
1985 Debbie Doom	232
1986 Samantha Ford	173
1987 Lisa Longaker	213
1988 Lisa Longaker	240
1989 Tiffany Boyd	172
1990 Lisa Longaker	131
1991 Heather Compton	185
1992 Lisa Fernandez	220
1993 Lisa Fernandez	348
1994 DeeDee Weiman ¹	359
1995 B'Ann Burns	128
1996 B'Ann Burns	148
1997 Christa Williams	218
1998 Stephanie Swenson	57
1999 Courtney Dale	218
2000 Amanda Freed	246
2001 Keira Goerl	158
2002 Keira Goerl	319
2003 Keira Goerl	342
2004 Keira Goerl	276
2005 Anjelica Selden	485
2006 Anjelica Selden	408
2007 Anjelica Selden	213
2008 Anjelica Selden	335
2009 Donna Kerr	230
2010 Donna Kerr	185
2011 Donna Kerr	182

1 - National Leader



LISA DODD



KATHI EVANS



EMILY ZAPLATOSCH

At-Bats

9, Barbara Booth	vs. Cal Poly Pomona (4/2/80)
9, Gail Edson	vs. Cal Poly Pomona (4/2/80)
9, Patti Irvin	vs. Cal Poly Pomona (4/2/80)
9, Nedra Jerry	vs. Cal Poly Pomona (4/2/80)
9, Marianne Pond	vs. Cal Poly Pomona (4/2/80)
9, Gina Vecchione	vs. Cal Poly Pomona (4/2/80)

RUNS SCORED

5, Samantha Camuso	vs. Santa Clara (2/9/08)
4, Kathy Lorenz	at Loyola Marymount (2/11/87)
4, Shanna Flynn	vs. Saint Mary's (2/2/89)
4, Lorraine Maynez	vs. Cal Poly Pomona (5/26/89)
4, Lisa Fernandez	vs. Saint Mary's (2/20/92)
4, Kathi Evans	vs. Cal Poly Pomona (4/21/92)
4, Kathi Evans	vs. Stanford (4/9/93)
4, Kathi Evans	at Stanford (5/2/93)
4, Kelly Howard	at Stanford (5/2/93)
4, Alleah Poulson	vs. Texas State (2/22/97)
4, Alleah Poulson	vs. Oregon (2/28/97)
4, Julie Adams	vs. Portland State (2/21/99)
4, Natasha Watley	vs. Portland State (2/16/01)
4, Monique Mejia	at UC Riverside (2/5/03)
4, Stephanie Ramos	at UC Riverside (2/5/03)
4, Caitlin Benji	vs. Colgate (5/15/03)
4, Tara Henry	vs. Sacramento State (2/9/06)
4, Megan Langenfeld	vs. Santa Clara (2/9/08)
4, Monica Harrison	at Arizona State (4/26/09)
4, Megan Langenfeld	vs. Florida (6/3/10)
4, Katie Schroeder	vs. Utah State (2/11/11)
4, B.B. Bates	vs. Utah State (2/20/11)

Hits

5, Yvonne Gutierrez	vs. Kansas (3/29/92)
5, Yvonne Gutierrez	vs. California (4/25/92)
5, Lisa Fernandez	at Oregon State (3/13/93)
5, Kathi Evans	vs. Stanford (4/9/93)
5, Lisa Fernandez	at Stanford (5/2/93)
5, Stacey Nuveman	vs. Hawai'i (2/19/99)
5, Andrea Harrison	vs. Jacksonville (5/21/11)

CONSECUTIVE HITS

10, Lisa Fernandez	Mar. 6-13, 1993
10, Stacey Nuveman	Feb. 19-20, 1999
9, Natasha Watley	Feb. 17-18, 2000
9, GiOnna DiSalvatore	Feb. 14-19, 2010
8, Yvonne Gutierrez	Feb. 21, 1992
8, Jennifer Brundage	Apr. 30-May 1, 1996
8, Christie Ambrosi	Mar. 2-3, 1996
8, Stephanie Ramos	Feb. 28-29, 2004
8, Krista Colburn	Jan. 30-Feb. 2, 2005
8, Andrea Duran	Mar. 3-4, 2006

HITTING STREAKS

32, Natasha Watley	Mar. 2-Apr. 29, 2001
29, Natasha Watley	Feb. 1-Mar. 9, 2002
28, Stacey Nuveman	Feb. 15-Apr. 9, 1997
19, Natasha Watley	Jan. 31-Feb. 28, 2003
18, Christie Ambrosi	Apr. 14-May 8, 1999
18, Amanda Freed	Apr. 14-May 15, 1999
17, Sandra Arledge	Feb. 11-Mar. 25, 1987
17, Kelly Howard	Mar. 28-Apr. 26, 1995
16, Janice Parks	Apr. 16-May 19, 1989
16, Jenny Brewster	Feb. 26-Apr. 3, 1993
16, Jennifer Brundage	Apr. 30-May 29, 1995
16, Christie Ambrosi	Feb. 5-27, 1999

RUNS BATTED IN

8, Amanda Kamekona	vs. Santa Clara (2/9/08)
7, Julie Marshall	at Oregon (4/17/99)
7, Samantha Camuso	vs. Santa Clara (2/9/08)
6, Sandra Arledge	at San Francisco State (3/2/86)
6, Jennifer Brundage	at Oregon (5/1/95)
6, Julie Adams	at Cal State Fullerton (5/19/96)
6, Stacey Nuveman	vs. Pacific (2/20/99)
6, Julie Adams	vs. Creighton (5/21/99)
6, Tairia Mims	at UC Riverside (2/5/03)
6, Katie Schroeder	vs. Northwestern (2/13/09)

6, GiOnna DiSalvatore	at UC Santa Barbara (2/17/10)
6, Andrea Harrison	vs. Florida (6/3/10)
6, Andrea Harrison	vs. San Diego State (2/13/11)
6, Andrea Harrison	vs. Oregon State (4/3/11)

HOME RUNS

3, Monica Harrison	at Arizona State (4/26/09)
2, 68 Times	
12 Times	Stacey Nuveman
7 Times	Andrea Harrison
6 Times	Caitlin Benji
5 Times	Megan Langenfeld
4 Times	Julie Adams
3 Times	Amanda Kamekona, Tairia Mims, Katie Schroeder , Claire Sua, Kim Wuest
2 Times	Jennifer Brundage, Andrea Duran, Jodie Legaspi, Julie Marshall, Kaila Shull, Natasha Watley, Emily Zaplatosch
1 Time	B.B. Bates , Julie Burney, GiOnna DiSalvatore, Lisa Dodd, Kellie Fox , Yvonne Gutierrez, Monica Harrison, Kelly Howard, Kristy Howard, Lyndsey Klein, Stephanie Ramos, Dani Yudin

WALKS

5, Jennifer Brundage	vs. Arizona (4/30/94)
4, Stacey Nuveman	vs. Arizona State (4/11/99)
4, Stacey Nuveman	at Oregon (4/22/01)
4, Stacey Nuveman	at Texas (2/24/01)

INNINGS PITCHED

24.0, Karen Andrews	vs. Cal Poly Pomona (4/2/80)
18.0, Debbie Doom	at Cal Poly Pomona (5/3/82)
17.0, Debbie Doom	vs. Cal State Fullerton (4/20/82)
17.0, Debbie Doom	vs. South Carolina (5/28/83)
16.1, Tracy Compton	at Cal State Fullerton (4/28/82)
14.0, Tracy Compton	at Arizona (3/12/82)
14.0, Debbie Doom	at Arizona State (3/13/82)
14.0, Debbie Doom	vs. Texas A&M (5/29/83)
14.0, Debbie Doom	vs. Creighton (3/16/84)
14.0, Christa Williams	vs. Arizona (5/23/97)
14.0, Keira Goerl	vs. Washington (4/13/01)

STRIKEOUTS

25, Debbie Doom	vs. Cal State Fullerton - 17 inn. (4/20/82)
25, Debbie Doom	at Cal Poly Pomona - 18 inn. (5/3/82)
25, Debbie Doom	at Long Beach State - 11 inn. (4/10/84)
23, Anjelica Selden	vs. Mississippi - 13.2 inn. (3/4/05)
21, Karen Andrews	vs. Cal Poly Pomona - 24 inn. (4/2/80)
20, Debbie Doom	vs. Oklahoma State - 13 inn. (5/27/82)
19, DeeDee Weiman	vs. Oregon State - 8 inn. (3/24/92)
19, Lisa Fernandez	vs. California - 11 inn. (4/10/93)
19, DeeDee Weiman	vs. Penn State - 7 inn. (3/11/94)
19, Anjelica Selden	vs. Cal State Fullerton - 10 inn. (3/8/06)

MISCELLANEOUS RECORDS

BATTING

Doubles	3, Julie Marshall at Stanford (4/25/99)
	3, Katie Schroeder vs. Utah State (2/11/11)
Triples	2, 12 Times (last: GiOnna DiSalvatore vs. Longwood, 3/8/09)
Total Bases	12, Monica Harrison at Arizona State (4/26/09)
	12, Andrea Harrison vs. Utah State (2/11/11)

Stolen Bases	4, Natasha Watley vs. Canisius (5/18/00)
Strikeouts	4, 7 Times (last: B.B. Bates/Katie Schroeder vs. Stanford, 4/8/11)
Sacrifice Hits	3, Eight Times (last: Lisa Dodd at Washington, 4/27/05)
Sacrifice Flies	2, 10 Times (last: Talee Snow vs. North Dakota St., 2/12/11)
Hit by Pitches	2, 19 Times (last: B.B. Bates vs. Jacksonville, 5/21/11)
Caught Stealing	2, 3 Times (last: Krista Colburn vs. E. Michigan, 3/1/08)

FIELDING

Putouts	26, Emily Zaplatosch vs. Mississippi (3/4/05)
Assists	11, Julie Burney vs. Michigan (2/14/10)
Errors	4, Laurie Fritz at California (4/25/98)
Passed Balls	3, 5 Times (last: Alyssa Tiumalu vs. Tennessee, 2/26/11)
PITCHING	
Runs Allowed	16, Erin Weiler at Arizona (4/3/98)
Earned Runs Allowed	12, Erin Weiler at Arizona (4/3/98)
Walks Allowed	10, Lyndsey Gayer at Arizona (4/3/98)
	10, Keira Goerl at Oregon (4/13/03)
Hits Allowed	15, B'Ann Burns at CS Fullerton (5/17/96)
Wild Pitches	4, Keira Goerl at Arizona (5/9/03)
Hit by Pitches	4, 3 Times (last: Donna Kerr vs. Oregon State, 4/3/11)

AT-BATS

78	vs. Cal Poly Pomona	April 2, 1980
62	at Cal State Fullerton	April 28, 1982
59	at Cal State Fullerton	April 25, 1989
57	vs. Cal State Fullerton	April 20, 1982

RUNS SCORED

27	vs. Santa Clara	Feb. 9, 2008
22	at UC Riverside	May 20, 1975
22	vs. Sacramento State	Feb. 9, 2006
21	vs. Cal Baptist	April 25, 1975
21	vs. Stanford	April 9, 1993
20	Four Times (last at UC Riverside, Feb. 5, 2003)	

RUNS IN ONE INNING

13	vs. Cal Poly Pomona (5th)	April 21, 1992
12	vs. Sacramento State (4th)	Feb. 9, 2006
11	vs. Santa Clara (3rd)	Feb. 9, 2008
11	vs. North Carolina State (2nd)	Feb. 21, 2009
10	vs. Pacific (3rd)	Feb. 14, 1992
10	at Stanford (3rd)	April 27, 2002

HITS

22	vs. Santa Clara	Feb. 9, 2008
21	vs. Kansas	March 29, 1992
21	at Oregon State	March 13, 1993
21	at Stanford	May 2, 1993
21	at Arizona State	April 20, 1996
21	vs. Texas State	Feb. 22, 1997
21	vs. Creighton	May 21, 1999
21	vs. Jacksonville	May 21, 2011
20	Four Times (last at UC Riverside, Feb. 5, 2003)	

RUNS BATTED IN

27	vs. Santa Clara	Feb. 9, 2008
21	vs. Sacramento State	Feb. 9, 2006
20	vs. Portland State	Feb. 16, 2001
20	at UC Riverside	Feb. 5, 2003
19	vs. Oregon	Feb. 28, 1997
19	vs. Utah State	Feb. 11, 2011

DOUBLES

8	vs. Portland State	Feb. 21, 1999
8	vs. Long Beach State	March 2, 2007
6	at Oregon State	April 15, 1995
6	vs. Stanford	April 20, 1995
6	vs. Ohio State	March 2, 1996
6	vs. Stanford	March 28, 1999
6	at Oregon State	May 4, 2002
6	vs. Santa Clara	Feb. 9, 2008
6	at San Diego	March 1, 2009

HOME RUNS

7	vs. Wright State	Feb. 18, 2007
7	at Arizona State	April 26, 2009
6	vs. Nebraska	Feb. 13, 2004
5	at Oregon	May 1, 1995
5	at Oregon State	April 18, 1999
5	vs. Michigan	March 15, 2006
5	at Cal State Fullerton	March 7, 2007
5	vs. Saint Mary's	May 21, 2010

WALKS

15	vs. Syracuse	Feb. 9, 2007
14	vs. Sacramento State	Feb. 9, 2006
13	vs. North Dakota State	Feb. 12, 2011
12	vs. Arizona	April 30, 1994
11	vs. Cal State Fullerton	March 30, 2004
10	Five Times (last vs. Washington, April 2, 2008)	

STOLEN BASES

10	vs. Canisius	May 18, 2000
8	vs. Longwood	March 8, 2009
7	vs. Winthrop	March 12, 1999
7	vs. Boston College	March 1, 2003

INNINGS PLAYED

24.0	vs. Cal Poly Pomona	April 2, 1980
18.0	at Cal Poly Pomona	May 3, 1982
17.0	vs. Cal State Fullerton	April 20, 1982
17.0	vs. South Carolina	May 28, 1983
16.1	at Cal State Fullerton	April 28, 1982
16.0	vs. Cal Poly Pomona	May 6, 1976

15.0 at Cal State Fullerton April 25, 1989

14.0 Eight Times (last vs. Stanford, April 8, 2011)**STRIKEOUTS**

25	vs. Cal State Fullerton	April 20, 1982
25	at Cal Poly Pomona	May 3, 1982
25	at Long Beach State	April 10, 1984
23	vs. Mississippi	March 4, 2005
21	vs. Cal Poly Pomona	April 2, 1980
20	vs. Oklahoma State	May 27, 1982
19	Four Times (last vs. Cal State Fullerton, March 8, 2006)	

MISCELLANEOUS RECORDS**BATTING**

Triples	3, 15 Times (last at San Diego, 3/1/09)
Total Bases	38, Three Times (last vs. Wright State, 2/18/07)
Strikeouts	19, vs. Washington (4/26/06)
Sacrifice Hits	7, vs. UC Santa Barbara (3/30/91)
Sacrifice Flies	4, vs. Loyola Marymount (4/6/87)
Hit by Pitches	4, Three Times (last vs. UNLV, 3/27/10)
Caught Stealing	3, vs. Hawai'i (4/29/86) and vs. Miss. St. (3/12/06)

FIELDING

Putouts	72, vs. Cal Poly Pomona (4/2/80)
Assists	26, vs. Stanford (5/30/04)
Errors	6, vs. California (5/22/03) and vs. New Mexico (2/10/07)
Passed Balls	3, Five Times (last vs. Tennessee, 2/26/11)

PITCHING

Runs Allowed	16, at Arizona (4/3/98)
Earned Runs Allowed	12, at Arizona (4/3/98) and at Ariz. (5/6/00)
Walks Allowed	10, at Arizona (4/3/98) and at Oregon (4/13/03)
Hits Allowed	17, at Cal State Fullerton (4/25/89)
Wild Pitches	4, at Arizona (5/9/03)
Hit by Pitches	4, Six Times (last vs. Oregon State, 4/3/11)

TEAM**LARGEST MARGINS OF VICTORY**

26, vs. Santa Clara (27-1)	Feb. 9, 2008
21, vs. Stanford (21-0)	April 9, 1993
20, vs. La Verne (20-0)	May 28, 1975
20, vs. Portland State (20-0)	Feb. 16, 2001
20, at UC Riverside (20-0)	Feb. 5, 2003

LARGEST MARGINS OF DEFEAT

13, at Cerritos College (16-3)	April 22, 1977
13, at Arizona (16-3)	April 3, 1998

TOP THREE SINGLE-SEASON TEAM RECORDS

CATEGORY	TOP THREE SEASONS
Batting Avg.	1. .354 (1996), 2. .350 (1995), 3. .340 (2001)
Lowest Avg.	1. .205 (1982), 2. .226 (1985), 3. .235 (1983)
Slugging Pct.	1. .602 (2010), 2. .558 (1999), 3. .549 (2003)
On Base Pct.	1. .432 (2010), 2. .420 (2011) , 3. .418 (2002)
At-Bats	1. 1888 (2001), 2. 1868 (1999), 3. 1795 (1990)
Runs Scored	1. 429 (1999), 2. 422 (2010), 3. 418 (2001)
Hits	1. 642 (2001), 2. 633 (1999), 3. 575 (1996)
Doubles	1. 108 (1999), 2. 102 (2002), 3. 101 (2010)
Triples	1. 26 (1990), 2. 22 (1989), 3. 21 (1986)
Home Runs	1. 108 (2010), 2. 95 (1999), 3. 88 (2003)
Runs Batted In	1. 396 (1999), 2. 390 (2010), 3. 388 (2001)
Total Bases	1. 1042 (1999), 2. 988 (2010), 3. 952 (2001)
Walks	1. 244 (2010), 2. 227 (2011) , 3. 223 (2002)
Intentional Walks	1. 28 (2001), 2. 26 (1999), 3. 25 (2002)
Hit by Pitches	1. 54 (2011) , 2. 51 (2009), 3. 44 (2010)
Strikeouts	1. 299 (2005), 2. 292 (2011) , 3. 289 (2006)
Sacrifice Flies	1. 24 (2002), 2. 19 (1996), 3. 18 ('88 & '94)
Sacrifice Hits	1. 111 (1990), 2. 107 (1985), 3. 100 (1991)
Stolen Bases	1. 123 (2001), 2. 100 (2000), 3. 94 (2002)
Earned Run Average	1. 0.18 ('84 & '85), 3. 0.29 ('82 & '83)
Highest ERA	1. 2.84 (1998), 2. 2.57 (2011) , 3. 2.28 ('07 & '09)
Opponents' BA	1. .115 (1985), 2. .124 (1992), 3. .130 (2002)
Wins	1. 63 (1999), 2. 62 (1990), 2. 62 (2001)
Losses	1. 27 (1998), 2. 20 (2005), 3. 19 (2011)
Saves	1. 7 (2008), 2. 6 (2010), 2. 6 (2011)
Complete Games	1. 66 (1990), 2. 62 (1999), 3. 58 (1991)
Shutouts	1. 46 (1990), 2. 43 (1991), 3. 40 (1984)
Inn. Pitched	1. 483.2 (1990), 2. 458.2 (1999), 3. 454.0 (2001)
Strikeouts	1. 548 (2005), 2. 543 (1994), 3. 539 (2008)
Hits Allowed	1. 331 (1996), 2. 308 (1997), 3. 307 (2010)
Runs Allowed	1. 173 (2011) , 2. 170 (1998), 3. 161 (2007)
Walks Allowed	1. 165 (2000), 2. 159 (2011) , 3. 153 (1998)
Home Runs Allowed	1. 36 (2009), 2. 31 (2010), 3. 28 (2005)
Wild Pitches	1. 27 1998 and 2011 , 3. 19 (1999 and 2000)
Hit by Pitches	1. 57 (2008), 2. 44 (2010), 3. 43 (2011)
Fielding Pct.	1. .980 (1992), 1. .980 (1993), 3. .979 (1990)
Most Errors	1. 69 (2007), 2. 67 (2002), 3. 64 (1981)
Fewest Errors	1. 32 (1992), 1. 32 (1993), 3. 33 (1975)
DP's Turned	1. 27 (2001), 2. 25 (2002), 3. 23 ('00 & '03)
Passed Balls	1. 20 (1998), 1. 20 (2011) , 3. 14 (1997)



AMANDA KAMEKONA



JULIE MARSHALL

PERFECT GAMES (SINCE 1980)

PITCHER(S)	DATE	OPPONENT (HOME/NEUTRAL)	SCORE
1. Karen Andrews	March 25, 1980	vs. Humboldt State (H)	4-0
2. Debbie Doom	May 15, 1982	vs. Wyoming (H)	5-0
3. Tracy Compton (3.1) and Doom (3.2)	May 29, 1982	vs. Western Michigan (N)	1-0
4. Debbie Doom	March 6, 1984	at Cal State Dominguez Hills	2-0
5. Debbie Doom	Feb. 15, 1985	vs. Cal Poly (H)	4-0
6. Debbie Doom	April 9, 1985	vs. Long Beach State (H)	1-0
7. Debbie Doom	April 26, 1985	at UC Santa Barbara	2-0
8. Samantha Ford	May 5, 1989	at Oregon State	2-0
9. Lisa Longaker	April 7, 1990	vs. Arizona State (H)	2-0
10. Lisa Fernandez	March 2, 1991	vs. Iowa State (N)	9-0 (5 inn.)
11. Heather Compton	May 17, 1991	vs. Central Michigan (H)	4-0
12. Lisa Fernandez	March 6, 1993	at Cal Poly Pomona	10-0 (6 inn.)
13. Tanya Harding	March 28, 1995	vs. Oregon State (H)	10-0 (6 inn.)
14. Kaci Clark	March 2, 1996	vs. Ohio State (H)	13-0 (5 inn.)
15. Keira Goerl	March 6, 2001	vs. UC Riverside (H)	10-0 (5 inn.)
16. Goerl (4) and Michelle Turner (2)	May 15, 2003	vs. Colgate (N)	8-0 (6 inn.)
17. Donna Kerr	March 2, 2008	vs. Saint Peter's (N)	10-0 (5 inn.)



MEGAN LANGENFELD



DEEDEE WEIMAN

MULTIPLE NO-HITTERS (INCLUDES PERFECT GAMES AND COMBINED NO-HITTERS)

DeeDee Weiman	18	4 in 1990, 3 in 1991, 3 in 1992, 8 in 1994
Keira Goerl	13	2 in 2001, 6 in 2002, 3 in 2003, 2 in 2004
Lisa Fernandez	11	1 in 1990, 3 in 1991, 1 in 1992, 6 in 1993
Debbie Doom	8	2 in 1982, 1 in 1983, 2 in 1984, 3 in 1985
Karen Andrews	6	1 in 1979, 4 in 1980, 1 in 1981
B'Ann Burns	6	4 in 1994, 2 in 1996
Tracy Compton	6	2 in 1982, 1 in 1983, 3 in 1984
Jan Jeffers	6	3 in 1978, 3 in 1979
Amanda Freed	5	2 in 1999, 1 in 2001, 2 in 2002
Lisa Longaker	5	2 in 1987, 2 in 1988, 1 in 1990
Heather Compton	3	1 in 1990, 1 in 1991, 1 in 1992
Tanya Harding	3	3 in 1995
Michelle Phillips	3	1 in 1986, 1 in 1987, 1 in 1988
Courtney Dale	2	1 in 2000, 1 in 2001
Samantha Ford	2	1 in 1988, 1 in 1989
Donna Kerr	2	1 in 2008, 1 in 2011
Anjelica Selden	2	2 in 2005
Michelle Turner	2	2 in 2003

Multiple Perfect Games: Debbie Doom (6), Keira Goerl (2), Lisa Fernandez (2)

Most No-Hitters in a Season: 10 (1994), 8 (2002), 7 (1990), 7 (1991), 6 (1993), 5 (1984), 5 (1992)

NO-HITTERS (SINCE 1978)

PITCHER(S)	DATE	OPPONENT (HOME/NEUTRAL)	SCORE
1-3. Jan Jeffers	1978	-	-
4. Karen Andrews	1979	-	-
5-7. Jan Jeffers	1979	-	-
8. Karen Andrews	March 21, 1980	vs. Weber State (H)	9-0
9. Lori Warkentin (5) and Andrews (2)	March 29, 1980	vs. San Diego State (H)	5-0
10. Karen Andrews	April 21, 1980	at Chapman	3-0
11. Karen Andrews	April 24, 1981	vs. Arizona (H)	6-0
12. Tracy Compton	March 24, 1982	vs. Weber State (H)	1-0
13. Debbie Doom	March 7, 1983	vs. Creighton (H)	1-0 (11 inn.)
14. Tracy Compton	March 12, 1983	at Cal Poly Pomona	2-0 (9 inn.)
15. Tracy Compton	March 26, 1984	vs. California (H)	1-0
16. Debbie Doom	April 19, 1984	vs. UC Santa Barbara (H)	3-0
17. Tracy Compton	April 24, 1984	at San Diego State	2-0
18. Tracy Compton	May 18, 1984	vs. Arizona State (H)	3-0
19. Michelle Phillips	April 14, 1986	vs. UNLV (H)	3-0
20. Michelle Phillips	Feb. 11, 1987	at Loyola Marymount	10-0 (5 inn.)
21. Lisa Longaker	March 25, 1987	vs. Michigan (H)	4-0
22. Lisa Longaker	April 26, 1987	at Oregon State	4-0
23. Samantha Ford (5) and Phillips (2)	Feb. 12, 1988	at UC Santa Barbara	4-0
24. Lisa Longaker	March 20, 1988	vs. Oregon (H)	1-0
25. Lisa Longaker	April 4, 1988	at Arizona	1-0
26. Tiffany Boyd	May 24, 1989	vs. South Carolina (N)	3-0
27. DeeDee Weiman	Feb. 15, 1990	vs. New Mexico State (N)	2-0
28. DeeDee Weiman	Feb. 16, 1990	vs. Toledo (N)	4-0
29. DeeDee Weiman	Feb. 27, 1990	vs. Cal Poly Pomona (H)	4-0
30. Lisa Fernandez	March 2, 1990	vs. Southern Utah (N)	11-0 (6 inn.)
31. Heather Compton	March 14, 1990	vs. Hawai'i (H)	3-0
32. DeeDee Weiman	April 21, 1990	at Oregon State	10-0 (5 inn.)
33. DeeDee Weiman	Feb. 15, 1991	vs. Sacramento State (N)	8-0 (6 inn.)
34. Lisa Fernandez	Feb. 16, 1991	vs. Texas-Arlington (N)	3-0
35. Lisa Fernandez	Feb. 17, 1991	vs. Cal State Fullerton (N)	4-0
36. DeeDee Weiman	Feb. 26, 1991	vs. Cal Poly Pomona (H)	1-0
37. DeeDee Weiman	March 10, 1991	vs. San Diego State (H)	5-0
38. Lisa Fernandez	Feb. 5, 1992	vs. Cal State Northridge (H)	2-0
39. DeeDee Weiman	Feb. 15, 1992	vs. New Mexico State (N)	15-0 (5 inn.)
40. DeeDee Weiman	Feb. 20, 1992	vs. Saint Mary's (N)	9-0
41. Heather Compton	Feb. 29, 1992	at Long Beach State	2-0
42. DeeDee Weiman	April 26, 1992	vs. Sacramento State (H)	4-0
43. Lisa Fernandez	March 13, 1993	at Oregon State	16-0 (5 inn.)
44. Lisa Fernandez	March 21, 1993	vs. Oregon State (H)	4-0
45. Lisa Fernandez	April 16, 1993	at Washington	1-0
46. Lisa Fernandez	May 27, 1993	vs. Connecticut (N)	3-0
47. Lisa Fernandez	May 29, 1993	vs. Cal State Northridge (N)	2-0
48. Weiman (4) and Burns (1)	March 10, 1994	at South Florida	10-0 (5 inn.)
49. B'Ann Burns	March 11, 1994	vs. Notre Dame (N)	12-0 (5 inn.)
50. DeeDee Weiman	March 13, 1994	vs. Oklahoma (N)	3-0
51. DeeDee Weiman	March 16, 1994	at Long Beach State	4-0
52. DeeDee Weiman	March 29, 1994	vs. Oregon (H)	1-0
53. DeeDee Weiman	April 9, 1994	vs. Arizona State (H)	3-0
54. DeeDee Weiman	May 7, 1994	vs. Santa Clara (H)	8-0 (5 inn.)
55. B'Ann Burns	May 7, 1994	vs. Santa Clara (H)	7-0
56. DeeDee Weiman	May 10, 1994	at Oregon State	7-0
57. Weiman (3) and Burns (2)	May 28, 1994	vs. Illinois-Chicago (N)	9-0 (5 inn.)
58. Tanya Harding	April 14, 1995	at Oregon	7-0
59. Tanya Harding	May 26, 1995	vs. Louisiana-Lafayette (N)	3-0
60. B'Ann Burns	Jan. 27, 1996	vs. Loyola Marymount (H)	9-0 (5 inn.)
61. B'Ann Burns	March 2, 1996	vs. Ohio State (H)	9-0 (5 inn.)
62. Christa Williams	March 22, 1997	vs. Oregon (H)	8-0
63. Amanda Freed	Feb. 5, 1999	vs. Santa Clara (H)	3-0
64. Amanda Freed	March 6, 1999	vs. Missouri (N)	9-0 (6 inn.)
65. Courtney Dale	Feb. 4, 2000	vs. Maryland (N)	9-0 (5 inn.)
66. Amanda Freed	March 4, 2001	vs. UNLV (H)	3-0
67. Goerl (3) and Dale (2)	April 25, 2001	at UC Riverside	12-0 (5 inn.)
68. Keira Goerl	Feb. 1, 2002	vs. Louisiana-Monroe (H)	8-0 (5 inn.)
69. Amanda Freed	Feb. 9, 2002	vs. Texas (N)	14-0 (5 inn.)
70. Keira Goerl	Feb. 20, 2002	vs. UC Riverside (H)	6-0
71. Keira Goerl	March 1, 2002	vs. Texas A&M-Corpus Christi (H)	8-0 (5 inn.)
72. Keira Goerl	March 8, 2002	vs. Iowa (N)	4-0
73. Amanda Freed	March 9, 2002	vs. Virginia (N)	2-0
74. Keira Goerl	April 26, 2002	at California	3-0
75. Keira Goerl	May 17, 2002	vs. Eastern Kentucky (N)	10-0 (5 inn.)
76. Keira Goerl	March 28, 2003	at Stanford	5-0
77. Michelle Turner	May 10, 2003	at Arizona State	8-0 (6 inn.)
78. Keira Goerl	May 26, 2003	vs. California (N)	1-0 (9 inn.)
79. Keira Goerl	Feb. 14, 2004	vs. Wisconsin (N)	8-0 (5 inn.)
80. Keira Goerl	May 20, 2004	vs. Mississippi Valley State (H)	8-0 (5 inn.)
81. Anjelica Selden	March 5, 2005	vs. St. John's (N)	3-0
82. Anjelica Selden	March 6, 2005	at Fresno State	7-0
83. Megan Langenfeld	April 11, 2009	vs. Washington	10-0 (5 inn.)
84. Donna Kerr	Feb. 11, 2011	vs. Utah State	19-0 (5 inn.)

1978

Sue Enquist	OF
-------------	----

1979

Karen Andrews	P
---------------	---

1980

Karen Andrews	P
Gail Edson	OF

1981

Karen Andrews	P
Sheila Cornell	1B
Dot Richardson	SS

1982

Dot Richardson	SS	First Team
Tracy Compton	P	Second Team
Gina Vecchione	OF	Second Team

1983

Tracy Compton	P	First Team
Sheila Cornell	3B	First Team
Debbie Doom	P	First Team
Dot Richardson	SS	First Team

1984

Sheila Cornell	3B	First Team
Debbie Doom	P	First Team
Tricia Mang	Utility	First Team
Tracy Compton	P	Second Team

1985

Debbie Doom	P	Second Team
Tracy Compton	P	Second Team

1987

Lisa Longaker	P	First Team
Janice Parks	3B	First Team
Sandra Arledge	OF	Second Team

1988

Lisa Longaker	P	First Team
Lorraine Maynez	OF	First Team
Janice Parks	3B	First Team

1989

Janice Parks	3B	First Team
Shanna Flynn	OF	Second Team

1990

Lisa Fernandez	Utility	First Team
Yvonne Gutierrez	OF	First Team
Lisa Longaker	P	First Team

1991

Heather Compton	P	First Team
Lisa Fernandez	Utility	First Team
Yvonne Gutierrez	OF	First Team
Erica Ziencina	C	Second Team
Missy Phillips	2B	Third Team

1992

Joanne Alchin	1B	First Team
Lisa Fernandez	Utility	First Team
Yvonne Gutierrez	OF	First Team
Kathi Evans	OF	Second Team

1993

Lisa Fernandez	Utility	First Team
Jenny Brewster	OF	Second Team
Kelly Howard	OF	Second Team

1994

Jennifer Brundage	3B	First Team
DeeDee Weiman	P	First Team

1995

Jennifer Brundage	3B	First Team
Kelly Howard	2B	Second Team
Nicole Odom	At-Large/SS	Second Team
Tanya Harding	At-Large/P	Second Team
Alleah Poulson	1B	Third Team

1996

B'Ann Burns	P	First Team
Alleah Poulson	1B	Second Team
Julie Adams	3B	Third Team

1997

Stacey Nuveman	At-Large/C	First Team
B'Ann Burns	P	Second Team
Alleah Poulson	1B	Second Team
Christie Ambrosi	SS	Third Team
Christa Williams	P	Third Team

1999

Christie Ambrosi	At-Large/OF	First Team
Courtney Dale	P	First Team
Amanda Freed	Utility	First Team
Stacey Nuveman	C	First Team

Julie Adams	3B	Second Team
Julie Marshall	1B	Second Team

2000

Natasha Watley	SS	First Team
Lyndsey Klein	2B	Second Team

2001

Stacey Nuveman	C	First Team
Natasha Watley	SS	First Team
Amanda Freed	At-Large/UT	Second Team
Tairia Mims	3B	Second Team

2002

Amanda Freed	At-Large/UT	First Team
Keira Goerl	P	First Team
Stacey Nuveman	C	First Team
Natasha Watley	SS	First Team
Claire Sua	DP	Third Team

2003

Keira Goerl	P	First Team
Tairia Mims	Utility	First Team
Claire Sua	DP	First Team
Natasha Watley	SS	First Team

2004

Caitlin Benyi	2B	First Team
Keira Goerl	P	Second Team

2005

Caitlin Benyi	2B	Second Team
Anjelica Selden	At-Large/P	Second Team

2006

Andrea Duran	3B	First Team
Anjelica Selden	P	First Team
Caitlin Benyi	2B	Second Team

2007

Krista Colburn	OF	Second Team
Lisa Dodd	2B	Second Team

2008

GiOnna DiSalvatore	1B	First Team
Anjelica Selden	P	First Team
Amanda Kamekona	2B	Third Team
Megan Langenfeld	Utility/P	Third Team

2009

Megan Langenfeld	Utility/P	First Team
------------------	-----------	------------

Katie Schroeder	OF	First Team
Amanda Kamekona	2B	Third Team

2010

GiOnna DiSalvatore	At-Large/2B	First Team
Megan Langenfeld	Utility/P	First Team

2011

Andrea Harrison	Utility	First Team
-----------------	---------	------------

MULTIPLE ALL-AMERICANS

Tracy Compton	4 ('82, '83, '84, '85)
Lisa Fernandez	4 ('90, '91, '92, '93)
Stacey Nuveman	4 ('97, '99, '01, '02)
Natasha Watley	4 ('00, '01, '02, '03)
Karen Andrews	3 ('79, '80, '81)
Caitlin Benyi	3 ('04, '05, '06)
Sheila Cornell	3 ('81, '83, '84)
Debbie Doom	3 ('83, '84, '85)
Amanda Freed	3 ('99, '01, '02)
Keira Goerl	3 ('02, '03, '04)
Yvonne Gutierrez	3 ('90, '91, '92)
Megan Langenfeld	3 ('08, '09, '10)
Lisa Longaker	3 ('87, '88, '90)
Janice Parks	3 ('87, '88, '89)
Alleah Poulson	3 ('95, '96, '97)
Dot Richardson	3 ('81, '82, '83)
Anjelica Selden	3 ('05, '06, '08)
Julie Adams	2 ('96, '99)
Christie Ambrosi	2 ('97, '99)
Jennifer Brundage	2 ('94, '95)
B'Ann Burns	2 ('96, '97)
GiOnna DiSalvatore	2 ('08, '10)
Kelly Howard	2 ('93, '95)
Amanda Kamekona	2 ('08, '09)
Tairia Mims	2 ('01, '03)
Claire Sua	2 ('02, '03)

MULTIPLE FIRST-TEAM SELECTIONS

Lisa Fernandez	4 ('90, '91, '92, '93)
Stacey Nuveman	4 ('97, '99, '01, '02)
Natasha Watley	4 ('00, '01, '02, '03)
Yvonne Gutierrez	3 ('90, '91, '92)
Lisa Longaker	3 ('87, '88, '90)
Janice Parks	3 ('87, '88, '89)
Jennifer Brundage	2 ('94, '95)
Sheila Cornell	2 ('83, '84)
GiOnna DiSalvatore	2 ('08, '10)
Debbie Doom	2 ('83, '84)
Amanda Freed	2 ('99, '02)
Keira Goerl	2 ('02, '03)
Megan Langenfeld	2 ('09, '10)
Dot Richardson	2 ('82, '83)
Anjelica Selden	2 ('06, '08)



YVONNE GUTIERREZ



JANICE PARKS



ALLEAH POULSON

1976

Sue Enquist	OF
Janice Wright	C

1977

Gail Edson	OF
Sue Enquist	OF
Jan Jeffers	P
Nedra Jerry	OF

1978

Gail Edson	OF
Sue Enquist	OF
Kathy Maurice	INF
Lisa Richardson	P
Janice Wright	C

1979

Karen Andrews	P
Nedra Jerry	OF
Marcia Pontoni	3B

1980

Karen Andrews	P
Cathy Collings	SS
Gail Edson	OF
Debbie Hauer	1B
Gina Vecchione	OF

1981

Barbara Booth	C
Sheila Cornell	1B
Nedra Jerry	OF
Dot Richardson	SS
Gina Vecchione	OF

1982

Tracy Compton	P
Sheila Cornell	1B
Debbie Doom	P
Dot Richardson	SS
Gina Vecchione	OF

1983

Tracy Compton	P
Sheila Cornell	1B
Debbie Doom	P
Dot Richardson	SS

1984

Tracy Compton	P
Debbie Doom	P
Tricia Mang	OF
Jennifer Simm	3B

1985

Tracy Compton	P
Debbie Doom	P
Gina Holmstrom	1B
Tricia Mang	OF

1986

Sandra Arledge	OF
Janice Parks	3B

1987

Sandra Arledge	OF
Janice Parks	3B

1988

Kerry Dienelt	1B
Lisa Longaker	P
Lorraine Maynez	OF
Janice Parks	3B
Stacy Sunny	C

1989

Shanna Flynn	OF	First Team
Lisa Longaker	P	Second Team

1990

Lisa Fernandez	P	First Team
Shanna Flynn	OF	First Team
Yvonne Gutierrez	OF	First Team
Lisa Longaker	P	First Team
Heather Compton	P	Second Team
Kerry Dienelt	1B	Second Team

1991

Heather Compton	P	First Team
Lisa Fernandez	P	First Team
Shanna Flynn	OF	First Team
Yvonne Gutierrez	OF	First Team
Missy Phillips	2B	First Team
Erica Ziencina	C	First Team

1992

Joanne Alchin	Utility	First Team
Lisa Fernandez	P	First Team
Yvonne Gutierrez	OF	First Team
Kathi Evans	OF	Second Team

1993

Jenny Brewster	OF	First Team
Lisa Fernandez	Utility	First Team
Kelly Howard	2B	First Team
Kathi Evans	OF	Second Team
Kristy Howard	SS	Second Team

1994

Jennifer Brundage	3B	First Team
DeeDee Weiman	P	First Team
Janae Deffenbaugh	OF	Second Team

1995

Jennifer Brundage	3B	First Team
Tanya Harding	Utility	First Team
Kathi Evans	OF	Second Team
Kelly Howard	2B	Second Team
Nicole Odom	SS	Second Team
Alleah Poulson	1B	Second Team

1996

B'Ann Burns	P	First Team
Ginny Mike-Mitchell	OF	First Team
Julie Adams	3B	Second Team
Nicole Odom	SS	Second Team
Alleah Poulson	1B	Second Team

1997

Christie Ambrosi	SS	First Team
B'Ann Burns	P	First Team
Julie Marshall	Utility	Second Team
Stacey Nuvevan	C	Second Team
Alleah Poulson	1B	Second Team
Christa Williams	P	Second Team

1998

Nicole Odom	SS	Second Team
Kim Wuest	1B	Second Team

1999

Julie Adams	3B	First Team
Christie Ambrosi	OF	First Team
Courtney Dale	P	First Team
Amanda Freed	Utility	First Team
Julie Marshall	1B	First Team
Stacey Nuvevan	C	First Team

2000

Lyndsey Klein	2B	First Team
Natasha Watley	SS	First Team
Julie Marshall	C	Second Team

2001

Amanda Freed	Utility	First Team
Stacey Nuvevan	C	First Team
Natasha Watley	SS	First Team
Tairia Mims	3B	Second Team

2002

Amanda Freed	Utility	First Team
Keira Goerl	P	First Team
Stacey Nuvevan	C	First Team
Claire Sua	DP	First Team
Natasha Watley	SS	First Team

2003

Keira Goerl	P	First Team
Tairia Mims	Utility	First Team
Claire Sua	DP	First Team
Natasha Watley	SS	First Team
Caitlin Benyi	OF	Second Team

2004

Caitlin Benyi	2B	First Team
Lisa Dodd	Utility	First Team
Keira Goerl	P	Second Team
Claire Sua	1B	Second Team

2005

Caitlin Benyi	2B	First Team
Anjelica Selden	P	Second Team

2006

Caitlin Benyi	2B	First Team
Andrea Duran	3B	First Team
Anjelica Selden	P	First Team
Lisa Dodd	Utility	Second Team
Jodie Legaspi	SS	Second Team

2007

Krista Colburn	OF	First Team
Lisa Dodd	2B	First Team
Megan Langenfeld	Utility	Second Team
Anjelica Selden	P	Second Team

2008

GiOnna DiSalvatore	1B	First Team
Megan Langenfeld	Utility/P	First Team
Anjelica Selden	P	First Team
Samantha Camuso	OF	Second Team
Krista Colburn	OF	Second Team
Amanda Kamekona	2B	Second Team

2009

GiOnna DiSalvatore	Utility
Amanda Kamekona	2B

Megan Langenfeld	Utility/Pitcher
Katie Schroeder	OF
Kaila Shull	C

* - no first or second-team designation in 2009

2010

GiOnna DiSalvatore	2B
Andrea Harrison	OF
Megan Langenfeld	Utility/Pitcher

* - no first or second-team designation in 2010

2011

Andrea Harrison	Utility	First Team
-----------------	---------	------------

MULTIPLE ALL-REGION SELECTIONS

Caitlin Benyi	4 ('03, '04, '05, '06)
Tracy Compton	4 ('82, '83, '84, '85)
Debbie Doom	4 ('82, '83, '84, '85)
Lisa Fernandez	4 ('90, '91, '92, '93)
Megan Langenfeld	4 ('07, '08, '09, '10)
Stacey Nuvevan	4 ('97, '99, '01, '02)
Anjelica Selden	4 ('05, '06, '07, '08)
Natasha Watley	4 ('00, '01, '02, '03)
Sheila Cornell	3 ('81, '82, '83)
GiOnna DiSalvatore	3 ('08, '09, '10)
Lisa Dodd	3 ('04, '06, '07)
Gail Edson	3 ('77, '78, '80)
Sue Enquist	3 ('76, '77, '78)
Kathi Evans	3 ('92, '93, '95)
Shanna Flynn	3 ('89, '90, '91)
Amanda Freed	3 ('99, '01, '02)
Keira Goerl	3 ('02, '03, '04)
Yvonne Gutierrez	3 ('90, '91, '92)
Nedra Jerry	3 ('77, '79, '81)
Lisa Longaker	3 ('88, '89, '90)
Julie Marshall	3 ('97, '99, '00)
Nicole Odom	3 ('95, '96, '98)
Janice Parks	3 ('86, '87, '88)
Alleah Poulson	3 ('95, '96, '97)
Dot Richardson	3 ('81, '82, '83)
Claire Sua	3 ('02, '03, '04)
Gina Vecchione	3 ('80, '81, '82)
Julie Adams	2 ('96, '99)
Christie Ambrosi	2 ('97, '99)
Karen Andrews	2 ('79, '80)
Sandra Arledge	2 ('86, '87)
Jennifer Brundage	2 ('94, '95)
B'Ann Burns	2 ('96, '97)
Krista Colburn	2 ('07, '08)
Heather Compton	2 ('90, '91)
Kerry Dienelt	2 ('88, '90)
Andrea Harrison	2 ('10, '11)
Kelly Howard	2 ('93, '95)
Amanda Kamekona	2 ('08, '09)
Tricia Mang	2 ('84, '85)
Tairia Mims	2 ('01, '03)
Janice Wright	2 ('76, '78)



DEBBIE DOOM

WCAA - 1980

Nedra Jerry (OF)

1981

Barbara Booth (C), Dot Richardson (SS)

1982

Tracy Compton (P), Sheila Cornell (1B)

1983Tracy Compton (P), Sheila Cornell (1B),
Debbie Doom (P), Mary Ricks (P)**1984**

Tracy Compton (P), Tricia Mang (OF)

1985

Debbie Doom (P), Mary Ricks (OF)

PAC-WEST - 1986Sandra Arledge (OF), Samantha Ford (P),
Gina Holmstrom (1B), Janice Parks (3B),
Karen Walker (OF)**PAC-10 - 1987**

Lisa Longaker	P	First Team, Co-POY
Sandra Arledge	OF	First Team
Gina Holmstrom	1B/DP	First Team
Janice Parks	3B	First Team

1988

Lisa Longaker	P	First Team, POY
Shanna Flynn	OF	First Team
Janice Parks	3B	First Team
Stacy Sunny	C	First Team
Lorraine Maynez	OF	Second Team

1989

Shanna Flynn	OF	First Team
Kelly Inouye	C	First Team
Lisa Longaker	P	First Team
Janice Parks	3B	First Team
Missy Phillips	2B	First Team
Tiffany Boyd	P	Second Team
Bea Chiaravanont	OF	Second Team
Yvonne Gutierrez	OF	Second Team
Lorraine Maynez	OF	Second Team

1990

Lisa Longaker	P	First Team, POY
Kerry Dienelt	INF	First Team
Lisa Fernandez	Utility	First Team
Shanna Flynn	OF	First Team
Yvonne Gutierrez	OF	First Team
Kristy Howard	INF	First Team
Kelly Inouye	C	Second Team
Shelly Montgomery	OF	Second Team
Missy Phillips	2B	Second Team

1991

Lisa Fernandez	Utility	First Team, POY
Heather Compton	P	First Team
Yvonne Gutierrez	OF	First Team
Missy Phillips	INF	First Team
Erica Ziencina	C	First Team
Kerry Dienelt	INF	Second Team
Kristy Howard	INF	Second Team
Nichole Victoria	INF	Second Team

1992

Lisa Fernandez	Utility	First Team, POY
Joanne Alchin	INF	First Team
Kathi Evans	OF	First Team
Yvonne Gutierrez	OF	First Team
Jenny Brewster	OF	Second Team
Jennifer Brundage	3B	Second Team
Kristy Howard	INF	Second Team

Kelly Inouye	C	Second Team
Nichole Victoria	INF	Second Team
DeeDee Weiman	P	Second Team

1993

Lisa Fernandez	Utility	First Team, POY
Joanne Alchin	INF	First Team
Jenny Brewster	OF	First Team
Kristy Howard	INF	First Team
Heather Compton	P	Second Team
Kathi Evans	OF	Second Team
Kelly Howard	2B	Second Team

1994

Jennifer Brundage	INF	First Team
DeeDee Weiman	P	First Team
Kelly Howard	INF	Second Team
Nicole Odom	INF	Second Team
Alleah Poulson	INF	Second Team
B'Ann Burns	P	Honorable Mention
Janae Deffenbaugh	OF	Honorable Mention

1995

Jennifer Brundage	INF	First Team
Kelly Howard	INF	First Team
Nicole Odom	INF	First Team
Tanya Harding	Utility	Second Team, NOY
Jenny Brewster	OF	Second Team
B'Ann Burns	P	Second Team
Alleah Poulson	INF	Second Team
Kathi Evans	OF	Honorable Mention

1996

Julie Adams	INF	First Team, NOY
B'Ann Burns	P	First Team
Kelly Howard	INF	First Team
Alleah Poulson	INF	First Team
Ginny Mike-Mitchell	OF	Second Team
Nicole Odom	INF	Second Team
Christie Ambrosi	OF	Honorable Mention
Kaci Clark	P	Honorable Mention
Julie Marshall	INF	Honorable Mention
Kim Wuest	OF	Honorable Mention

1997

Stacey Nuvelman	Utility	First Team, NOY
Alleah Poulson	INF	First Team
Christa Williams	P	First Team
Christie Ambrosi	INF	Second Team
B'Ann Burns	P	Second Team
Laurie Fritz	INF	Second Team
Julie Marshall	Utility	Second Team
Julie Adams	INF	Honorable Mention
Courtney Dale	OF/P	Honorable Mention

1998

Kim Wuest	INF	First Team
Nicole Odom	INF	Second Team
Laurie Fritz	INF	Honorable Mention
Casey Hiraiwa	INF	Honorable Mention

1999

Courtney Dale	P	First Team, POY
Stacey Nuvelman	C	First Team, POY
Christie Ambrosi	OF	First Team
Julie Marshall	1B	First Team
Julie Adams	3B	Second Team
Amanda Freed	Utility	Second Team
Lyndsey Klein	2B	Second Team
Lupe Brambila	OF	Honorable Mention

2000

Amanda Freed	P	First Team
Lyndsey Klein	2B	First Team
Julie Marshall	C	First Team
Natasha Watley	SS	First Team
Julie Adams	3B	Honorable Mention
Stephanie Swenson	P	Honorable Mention

2001

Stacey Nuvelman	C	First Team, POY
Amanda Freed	P/OF	First Team
Tairia Mims	3B/C	First Team
Natasha Watley	SS	First Team
Keira Goerl	P	Second Team
Claire Sua	1B/DP	Second Team
Courtney Dale	DP/P	Honorable Mention
Stephanie Ramos	OF	Honorable Mention

2002

Stacey Nuvelman	C	First Team, POY
Amanda Freed	OF/P	First Team
Keira Goerl	P	First Team
Natasha Watley	SS	First Team
Tairia Mims	1B	Second Team
Claire Sua	DP	Second Team

2003

Keira Goerl	P	First Team, PIOY
Natasha Watley	SS	First Team, POY
Tairia Mims	1B/C	First Team
Claire Sua	DP	First Team
Caitlin Benyi	OF	Second Team
Andrea Duran	OF	Honorable Mention
Stephanie Ramos	OF	Honorable Mention
Michelle Turner	P	Honorable Mention
Emily Zaplatosch	C	Honorable Mention

2004

Caitlin Benyi	2B	First Team
Stephanie Ramos	OF	First Team
Keira Goerl	P	Second Team
Jodie Legaspi	SS	Second Team
Claire Sua	1B	Second Team
Lisa Dodd	P/OF	Honorable Mention
Andrea Duran	3B	Honorable Mention
Emily Zaplatosch	C	Honorable Mention

2005

Anjelica Selden	P	First Team, NOY
Caitlin Benyi	2B	First Team
Andrea Duran	3B	First Team
Emily Zaplatosch	C	Second Team
Jodie Legaspi	SS	Honorable Mention

2006

Andrea Duran	3B	First Team, POY
Caitlin Benyi	2B	First Team
Jodie Legaspi	SS	First Team
Anjelica Selden	P	First Team
Krista Colburn	OF	Second Team
Emily Zaplatosch	C	Second Team
Lisa Dodd	P/1B	Honorable Mention
Alissa Eno	Utility	Honorable Mention
Tara Henry	OF	Honorable Mention

2007

Krista Colburn	OF	First Team
Lisa Dodd	2B	First Team
Jodie Legaspi	SS	First Team
Megan Langenfeld	P/1B	Second Team
Jaisa Creps	C	Honorable Mention
Tara Henry	OF	Honorable Mention
Whitney Holm	OF/DP	Honorable Mention
Anjelica Selden	P	Honorable Mention
Kaila Shull	OF/C	Honorable Mention

2008

Amanda Kamekona	2B	First Team
Anjelica Selden	P	First Team
Samantha Camuso	OF	Second Team
Krista Colburn	OF	Second Team
GiOnna DiSalvatore	1B	Second Team
Megan Langenfeld	P/DP	Second Team
Donna Kerr	P	Honorable Mention
Katie Schroeder	OF	Honorable Mention

2009

Amanda Kamekona	2B	First Team
Megan Langenfeld	P/1B	First Team
Katie Schroeder	OF	First Team
Kaila Shull	C	First Team
GiOnna DiSalvatore	1B/OF	Second Team
Monica Harrison	SS	Second Team
Julie Burney	3B	Honorable Mention
Andrea Harrison	OF	Honorable Mention

2010

Megan Langenfeld	P/1B	First Team, POY
GiOnna DiSalvatore	2B	First Team
Andrea Harrison	OF	First Team
Julie Burney	3B	Second Team
Monica Harrison	SS	Honorable Mention
Donna Kerr	P	Honorable Mention
Kaila Shull	C	Honorable Mention
Dani Yudin	C/1B	Honorable Mention

2011

Andrea Harrison	OF/1B	First Team
Kellie Fox	SS	First Team
GiOnna DiSalvatore	3B	Second Team
B.B. Bates	OF	Honorable Mention
Donna Kerr	P	Honorable Mention
Katie Schroeder	OF	Honorable Mention

Notes: POY - Player of the Year; PIOY - Pitcher of the Year; NOY - Newcomer of the Year

3+ ALL-CONFERENCE SELECTIONS

Julie Adams	4 ('96, '97, '99, '00)
Caitlin Benyi	4 ('03, '04, '05, '06)
B'Ann Burns	4 ('94, '95, '96, '97)
GiOnna DiSalvatore	4 ('08, '09, '10, '11)
Andrea Duran	4 ('03, '04, '05, '06)
Lisa Fernandez	4 ('90, '91, '92, '93)
Amanda Freed	4 ('99, '00, '01, '02)
Keira Goerl	4 ('01, '02, '03, '04)
Yvonne Gutierrez	4 ('89, '90, '91, '92)
Kelly Howard	4 ('93, '94, '95, '96)
Kristy Howard	4 ('90, '91, '92, '93)
Megan Langenfeld	4 ('07, '08, '09, '10)
Jodie Legaspi	4 ('04, '05, '06, '07)
Lisa Longaker	4 ('87, '88, '89, '90)
Julie Marshall	4 ('96, '97, '99, '00)
Stacey Nuvelman	4 ('97, '99, '01, '02)
Nicole Odom	4 ('94, '95, '96, '98)
Janice Parks	4 ('86, '87, '88, '89)
Alleah Poulson	4 ('94, '95, '96, '97)
Anjelica Selden	4 ('05, '06, '07, '08)
Claire Sua	4 ('01, '02, '03, '04)
Natasha Watley	4 ('00, '01, '02, '03)
Emily Zaplatosch	4 ('03, '04, '05, '06)
Christie Ambrosi	3 ('96, '97, '99)
Jenny Brewster	3 ('92, '93, '95)
Jennifer Brundage	3 ('92, '94, '95)
Krista Colburn	3 ('06, '07, '08)
Tracy Compton	3 ('82, '83, '84)
Courtney Dale	3 ('97, '99, '01)
Lisa Dodd	3 ('04, '06, '07)
Kathi Evans	3 ('92, '93, '95)
Shanna Flynn	3 ('88, '89, '90)
Kelly Inouye	3 ('89, '90, '92)
Andrea Harrison	3 ('09, '10, '11)
Donna Kerr	3 ('08, '10, '11)
Tairia Mims	3 ('01, '02, '03)
Missy Phillips	3 ('89, '90, '91)
Stephanie Ramos	3 ('01, '03, '04)
Katie Schroeder	3 ('08, '09, '11)
Kaila Shull	3 ('07, '09, '10)

Multiple First-Team Honors: Lisa Fernandez (4), Lisa Longaker (4), Stacey Nuvelman (4), Natasha Watley (4), Caitlin Benyi (3), Shanna Flynn (3), Amanda Freed (3), Yvonne Gutierrez (3), Janice Parks (3), Anjelica Selden (3), Joanne Alchin (2), Jennifer Brundage (2), Andrea Duran (2), Keira Goerl (2), Andrea Harrison (2), Kelly Howard (2), Kristy Howard (2), Amanda Kamekona (2), Megan Langenfeld (2), Jodie Legaspi (2), Julie Marshall (2), Tairia Mims (2), Missy Phillips (2), Alleah Poulson (2).

PAC-10 PLAYERS OF THE WEEK

Janice Parks	May 2, 1989
Shelly Montgomery	Feb. 13, 1990
DeeDee Weiman	Feb. 20, 1990
Lisa Longaker	April 10, 1990
Kerry Dienelt	May 15, 1990
Lisa Fernandez	Feb. 18, April 2, April 22, 1991
Kerry Dienelt	April 29, 1991
Lisa Fernandez	March 31, 1992
Jennifer Brundage	April 6, 1992
Joanne Alchin	April 27, 1992
Lisa Fernandez	March 16, April 12, 1993
Jenny Brewster	April 26, 1993
Kelly Howard	May 3, 1993
Jennifer Brundage	March 15, 1994
Jennifer Brundage	Feb. 14, 1995
Tanya Harding	April 5, 1995
Nicole Odom	May 16, 1995
Nicole Odom	Feb. 13, 1996
Ginny Mike-Mitchell	May 13, 1996
Stacey Nuvevan	March 4, 1997
Alleah Poulson	March 11, 1997
Julie Adams	March 31, 1997
Stacey Nuvevan	Feb. 23, March 2, April 13 & 26, 1999
Julie Marshall	April 19, 1999
Natasha Watley	May 15, 2000
Tairia Mims	Feb. 19, 2001
Stacey Nuvevan	March 12, 2001
Natasha Watley	April 16, 2001
Stacey Nuvevan	Feb. 11, April 29, May 6, 2002
Amanda Freed	Feb. 18, 2002
Natasha Watley	March 13, 2002
Tairia Mims	Feb. 18, 2003
Natasha Watley	Feb. 25, 2003
Stephanie Ramos	March 2, 2004
Caitlin Benyi	April 20, May 11, 2004
Caitlin Benyi	May 10, 2005
Andrea Duran	Feb. 28, April 11, May 2, 2006
Krista Colburn	March 21, 2006
Lisa Dodd	Feb. 20, 2007
Megan Langenfeld	March 13, 2007
Jodie Legaspi	May 1, 2007
GiOnna DiSalvatore	Feb. 12, Feb. 26, 2008
Samantha Camuso	April 8, 2008
Amanda Kamekona	May 6, 2008
Megan Langenfeld	April 28, 2009
GiOnna DiSalvatore	Feb. 23, May 17, 2010
Megan Langenfeld	April 26, 2010
Andrea Harrison	May 3, 2010
Alyssa Tiunulu	March 1, 2011
Andrea Harrison	March 15, April 5, 2011

Multiple Recipients: Stacey Nuvevan (9), Lisa Fernandez (6), GiOnna DiSalvatore (4), Natasha Watley (4), Caitlin Benyi (3), Jennifer Brundage (3), Andrea Duran (3), Andrea Harrison (3), Megan Langenfeld (3), Kerry Dienelt (2), Tairia Mims (2), Nicole Odom (2).

PAC-10 PITCHERS OF THE WEEK

Lisa Fernandez	March 10, 1992
DeeDee Weiman	March 31, 1992

Lisa Fernandez	March 9, April 12 & 26, May 3, 1993
DeeDee Weiman	Feb. 22, March 15, 1994
B' Ann Burns	May 16, 1994
B' Ann Burns	Feb. 14 & 20, March 21, 1995
Kaci Clark	March 14, 1995
Tanya Harding	April 11, 1995
B' Ann Burns	March 13, 1996
B' Ann Burns	Feb. 18, 1997
Christa Williams	March 31, April 14, 1997
Courtney Dale	April 7, 1997
Amanda Freed	March 30, May 10, 1999
Courtney Dale	April 26, 1999
Amanda Freed	April 10, 2000
Amanda Freed	March 5, 2001
Keira Goerl	April 30, 2001
Amanda Freed	March 4, 2002
Keira Goerl	March 11 & 18, April 16 & 29, May 13, 2002
Keira Goerl	Feb. 25, April 1, May 5, 2003
Michelle Turner	May 12, 2003
Keira Goerl	Feb. 17, May 18, 2004
Anjelica Selden	Feb. 22, March 8, April 19, May 16, 2005
Lisa Dodd	May 10, 2005
Anjelica Selden	Feb. 28, March 7 & 14, 2006
Megan Langenfeld	May 15, 2007
Anjelica Selden	Feb. 26, March 11, April 1, 2008
Donna Kerr	March 4, 2008
Megan Langenfeld	April 29, 2008
Donna Kerr	March 2, 2009
Megan Langenfeld	April 14, May 12, 2009
Donna Kerr	Feb. 23, 2010

Multiple Recipients: Keira Goerl (11), Anjelica Selden (10), B' Ann Burns (6), Lisa Fernandez (5), Amanda Freed (5), Megan Langenfeld (4), Donna Kerr (3), DeeDee Weiman (3), Courtney Dale (2), Christa Williams (2).

NFCA NATIONAL PLAYERS OF THE WEEK

Tanya Harding	April 10, 1995
Jennifer Brundage	May 9, 1995
Christa Williams	March 31, 1997
Courtney Dale	April 14, 1999
Stacey Nuvevan	April 26, 1999
Amanda Freed	April 12 & 26, May 3, 2000
Keira Goerl	March 11, 2002
Stacey Nuvevan	April 29, May 6, 2002
Natasha Watley	March 11, 2003
Keira Goerl	May 5, 2004
Caitlin Benyi	May 12, 2004
Anjelica Selden	March 9, 2005
Andrea Duran	April 12, May 3, 2006
Anjelica Selden	Feb. 26, 2008
Amanda Kamekona	May 6, 2008
Megan Langenfeld	April 14, April 28, 2009

Multiple Recipients: Amanda Freed (3), Stacey Nuvevan (3), Andrea Duran (2), Keira Goerl (2), Megan Langenfeld (2), Anjelica Selden (2).

USA SOFTBALL NATIONAL PLAYERS OF THE WEEK

Natasha Watley	March 11, 2003
Keira Goerl	April 1, 2003
Keira Goerl	May 4, 2004

Anjelica Selden	March 8, 2005
Caitlin Benyi	May 10, 2005
Andrea Duran	April 11, May 2, 2006
Megan Langenfeld	May 15, 2007
Anjelica Selden	Feb. 26, 2008
Amanda Kamekona	May 6, 2008
Megan Langenfeld	April 14, 2009
Megan Langenfeld	April 27, 2010

Multiple Recipients: Megan Langenfeld (3), Andrea Duran (2), Keira Goerl (2), Anjelica Selden (2).

HONDA-BRODERICK CUP WINNERS

Lisa Fernandez (1993), Natasha Watley (2003)

HONDA AWARD WINNERS

Debbie Doom (1984), Lisa Longaker (1988, 1990), Janice Parks (1989), Lisa Fernandez (1991, 1992, 1993), Jennifer Brundage (1995), Natasha Watley (2003)

USA SOFTBALL PLAYER OF THE YEAR

Stacey Nuvevan 2002

DIAMOND SPORTS CATCHER OF THE YEAR

Stacey Nuvevan 1999, 2001, 2002

SHARRON BACKUS COACHING HONORS

Diamond National Coach of the Year 1984, 1985
WCAA Coach of the Year 1984, 1985
Pac-10 Coach of the Year 1990, 1992, 1993, 1995
NFCA Regional Coach of the Year 1990

SUE ENQUIST COACHING HONORS

Pac-10 Coach of the Year 1995, 1999, 2006
NFCA National Coach of the Year 1992, 1995, 2004
NFCA Regional Coach of the Year 1991, 1992, 2000

KELLY INOUE-PEREZ COACHING HONORS

Pac-10 Coach of the Year 2009
NFCA National Coach of the Year 2010

COACHING STAFF HONORS

NFCA National Coaching Staff of the Year 2004, 2010
NFCA Regional Coaching Staff of the Year 2000

NCAA ALL-DECADE TEAM - 1980's

Dot Richardson (Player of the Decade), Debbie Doom, Lisa Longaker, Janice Parks, Stacy Sunny

NCAA 25TH-ANNIVERSARY TEAM

Debbie Doom, Lisa Fernandez, Lisa Longaker, Natasha Watley (Team chosen in 2006)

ASA HALL OF FAME INDUCTEES

Sharron Backus ('85), Gina Vecchione ('97), Sheila Cornell ('06), Dot Richardson ('06)

NFCA HALL OF FAME INDUCTEES

Sharron Backus (1992), Sue Enquist (2006)

ESPN/CoSIDA ACADEMIC ALL-AMERICANS

Michelle Aguilar	1983	First Team
Sheila Cornell	1983	First Team
Barbara Booth	1983	Second Team
Sheila Cornell	1984	Second Team
Barbara Young	1984	Second Team
Kathy Lorenz	1987	Third Team
Jennifer Brundage	1993	Third Team
Jennifer Brundage	1994	First Team
Jennifer Brundage	1995	First Team
Alleah Poulson	1996	Second Team
Alleah Poulson	1997	First Team
Andrea Duran	2006	First Team

PACIFIC-10 ALL-ACADEMIC

Kathy Lorenz	1987	First Team
Jennifer Brundage	1993	First Team
Lisa Fernandez	1993	First Team
Jennifer Brundage	1994	First Team
Jennifer Brundage	1995	First Team
Alleah Poulson	1995	First Team
Alleah Poulson	1996	First Team
Alleah Poulson	1997	First Team
Stacey Nuvevan	2001	Honorable Mention
Erin Rahn	2001	Honorable Mention
Stacey Nuvevan	2002	First Team
Erin Rahn	2002	Second Team
Julie Hoshizaki	2003	First Team
Amanda Simpson	2003	First Team
Julie Hoshizaki	2004	First Team
Amanda Simpson	2004	First Team
Andrea Duran	2004	Honorable Mention
Andrea Duran	2005	First Team
Ashley Herrera	2005	Honorable Mention
Andrea Duran	2006	First Team
Ashley Herrera	2006	Second Team
Krista Colburn	2007	Second Team
Ashley Herrera	2008	First Team
Krista Colburn	2008	Honorable Mention
Megan Langenfeld	2008	Honorable Mention
Megan Langenfeld	2009	Second Team
Monica Harrison	2009	Honorable Mention
Donna Kerr	2009	Honorable Mention
Grace Murray	2009	Honorable Mention
Samantha Camuso	2010	Second Team
Monica Harrison	2010	Second Team
Donna Kerr	2010	Honorable Mention
Megan Langenfeld	2010	Honorable Mention
Grace Murray	2010	Honorable Mention
Grace Murray	2011	First Team
Samantha Camuso	2011	Second Team
Donna Kerr	2011	Honorable Mention
Devon Lindvall	2011	Honorable Mention

**UCLA
ATHLETICS
HALL OF FAME
SOFTBALL
INDUCTEES**



SUE ENQUIST (1993)



DEBBIE DOOM (1995)



DOT RICHARDSON (1996)



SHEILA CORNELL (1998)



TRACY COMPTON (1999)



SHARRON BACKUS (2001)



LISA LONGAKER (2001)



LISA FERNANDEZ (2003)



JENNIFER BRUNDAGE (2007)

BRUINS ON THE U.S. NATIONAL TEAM**Julie Adams**

1995 Junior Women's World Championship
1995 Olympic Festival
1997 National Team Selection Camp
1997-98 National Team Festival

Christie Ambrosi

2000 Olympics
1995 Junior Women's World Championship
1997 National Team Selection Camp
1997-98 National Team Festival
1999 Pan American Games

Toria Auelua

2001 Pan American Games Qualifier

Caitlin Benyl

2003 Junior Women's World Championship
2004 Elite Team

Barbara Booth

1991 Pan American Games

Jenny Brewster

1991 Junior Women's World Championship

Jennifer Brundage

2000 Olympics
1995 Olympic Festival
1997 National Team Selection Camp
1997-98 National Team Festival
1999 Pan American Games

B'Ann Burns

1994 National Team Selection Camp

Ally Carda

2011 Junior Women's World Championship

Heather Compton

1995 Olympic Festival

Tracy Compton

1981 Junior Women's World Championship
1982 Women's World Championship

Sheila (Cornell) Douty

1996, 2000 Olympics
1983, 1987, 1991, 1995, 1999 Pan American Games
1990, 1994, 1998 Women's World Championship
1995 Olympic Festival
1997 National Team Selection Camp
1997-98 National Team Festival

Jaisa Creps

2003 Junior Women's World Championship

Courtney Dale

1995 Junior Women's World Championship
1997 National Team Selection Camp
1997 National Team Festival
2001 Pan American Games Qualifier
2002, 2003 Elite Team

GiOnna DiSalvatore

2007 Junior Women's World Championship

Lisa Dodd

2002 Junior Pan American Games
2003 Junior Women's World Championship
2004 Elite Team

Debbie Doom

1982, 1990 Women's World Championship
1991, 1995 Pan American Games
1995 Olympic Festival

Andrea Duran

2008 Olympics
2003 Junior Women's World Championship
2004 Elite Team
2006, 2007, 2009, 2010 Women's World Cup
2006, 2010 Women's World Championship
2007 Pan American Games
2009 Pan American Games Qualifier

Sue Enquist

1978 Women's World Championship
1983 Pan American Games

Kathi Evans

1991 Junior Women's World Championship

Lisa Fernandez

1996, 2000, 2004 Olympics
2008 U.S. National Team
1990, 1994, 1998, 2002 Women's World Championship
1991, 1999, 2003 Pan American Games
1995 Olympic Festival
1997 National Team Selection Camp
1997-98 National Team Festival

Samantha Ford

1985 Junior Women's World Championship

Amanda Freed

2004 Olympics
2000 Olympics Alternate
2002, 2006 Women's World Championship
2003 Pan American Games
2005, 2006 Women's World Cup

Keira Goerl

1999 Junior Women's World Championship
2002 Women's World Championship
2003 Pan American Games

Yvonne Gutierrez

1985 Junior Women's World Championship

Monica Harrison

2006 Junior Pan American Games
2007 Junior Women's World Championship

Kelly Inouye**Donna Kerr**

2006 Junior Pan American Games
2007 Junior Women's World Championship

Lyndsey Klein

1997 Pan American Games Qualifier
2002 Women's World Championship
2003 Elite Team

Megan Langenfeld

2007 Junior Women's World Championship
2009 Pan American Games Qualifier
2010 Women's World Cup (Futures Team)
2010 Japan Cup
2011 World Cup of Softball

Jodie Legaspi

2002 Junior Pan American Games
2003 Junior Women's World Championship
2004 Elite Team

Lisa Longaker

1990 Women's World Championship

Tricia Mang

1986 Women's World Championship

Tairia (Mims) Flowers

2004, 2008 Olympics
2002, 2006 Women's World Championship
2003, 2007 Pan American Games
2005, 2006, 2007 Women's World Cup

Stacey Nuweman

2000, 2004, 2008 Olympics
1995 Junior Women's World Championship
1997 National Team Selection Camp
1997 National Team Festival
1999, 2003 Pan American Games
2002, 2006 Women's World Championship
2005, 2006 Women's World Cup

Nicole Odom

1993-94 Olympic Festival
1994 National Team Selection Camp

Alleah Poulson

1997 National Team Festival

Dot Richardson

1996, 2000 Olympics
1979, 1983, 1987, 1995, 1999 Pan American Games
1982, 1986, 1990, 1994 Women's World Championship
1995 Olympic Festival
1997-98 National Team Festival

Priscilla Rouse

1995 Olympic Festival

Katie Schroeder

2006 Junior Pan American Games
2007 Junior Women's World Championship
2009 Pan American Games Qualifier

Gina Vecchione

1978 Women's World Championship
1983 Pan American Games

Nichole Victoria**Karen Walker**

1995 Olympic Festival

Natasha Watley

2004, 2008 Olympics
2002, 2006, 2010 Women's World Championship
2003, 2007 Pan American Games
2005, 2006, 2007, 2009, 2010 Women's World Cup

DeeDee Weiman


1995 Olympic Festival

Christa Williams

1996 Olympics

Emily Zaplatosch

2002 Junior Pan American Games
2003 Junior Women's World Championship
2004 Elite Team



LYNDSEY KLEIN



JODIE LEGASPI



NICOLE ODOM



DOT RICHARDSON



Since the sport of softball became an Olympic sport for the 1996 Atlanta Games, 15 former Bruins have participated on the world's biggest stage in their quest to bring home gold for their country. Eleven of those players have put on the Red, White and Blue for the United States and succeeded in winning medals in all four Olympic softball competitions. In the first Olympic softball competition in 1996, Team USA went 8-1, with its lone loss coming to Australia in round-robin play. In the championship game, the U.S. defeated China 3-1 behind the hitting of Sheila Cornell and Dot Richardson, who each homered and combined for all three RBI in the victory. Lisa Fernandez, who defeated China in the semifinals, recorded the final out to clinch the gold for the Americans. Former Bruins Jennifer Brundage and Christa Williams also earned gold. Joanne Alchin, Kerry Dienelt and Tanya Harding won bronze medals with Australia.

Four years later in Sydney, Australia, the United States won its second-straight gold medal, but it didn't come easy. After seeing its 112-game winning streak snapped with an extra-inning loss to Japan during round-robin play, Team USA lost its next two games in the preliminaries to China and Australia. But they would avenge all three losses in the medal round to win the gold. In the first semifinal against China, the U.S. claimed a 3-0 win in 10 innings. With Brundage and Cornell ahead of her on the base paths in the third extra inning, Stacey Nuveman launched a walk-off homer to send her team to a second semifinal against Australia. Against the host country, Richardson drove in the game's lone run and Fernandez struck out 13 in a 1-0 U.S. victory. In the gold-medal game against Japan, Fernandez picked up the win in a 2-1 triumph to give the United States its second-straight gold medal. Former Bruin Christie Ambrosi also won gold, while Amanda Freed was an alternate for the team. Alchin (Brown), Dienelt and Harding again won the bronze with Australia.

In 2004 in Athens, Greece, the U.S. was anointed as "The Real Dream Team" by Sports Illustrated. Team USA posted a perfect 9-0 record and shutout the competition in eight of those victories. The U.S. outscored its opponents 51-1 and did not allow a run until the sixth inning of the gold-medal contest against Australia. For the second-straight, gold-medal game, Fernandez earned the win in the circle. Fernandez, a three-time gold medalist, was joined on the team by former Bruins Nuveman, Freed, Tairia (Mims) Flowers and Natasha Watley. Harding represented Australia, winning a silver medal.

In 2008 in Beijing, China, Team USA steamrolled through pool play with a 7-0 record, outscoring its opponents 53-1. In the semifinals, a 4-1 victory over Japan put the United States in the gold-medal game for the fourth consecutive time. But for the first time in four Olympic competitions, the U.S. did not win the gold, as Japan claimed a 3-1 victory to upset the favorites. Nuveman won her third Olympic medal, Flowers and Watley each earned their second and Andrea Duran claimed her first Olympic medal. Fernandez was an alternate for the Olympic team. Australia won the bronze for Harding's fourth medal.

On July 11, 2005, the International Olympic Committee voted to drop softball from the Olympics and on August 13, 2009, the IOC denied softball's application for reinstatement.

1996 OLYMPIANS (ATLANTA, GEORGIA)

Jennifer Brundage - United States
Sheila Cornell - United States
Lisa Fernandez - United States
Dot Richardson - United States
Christa Williams - United States
Joanne Alchin - Australia
Kerry Dienelt - Australia
Tanya Harding - Australia
Janice Parks - Puerto Rico

Jennifer Brundage - United States
Sheila (Cornell) Douty - United States
Lisa Fernandez - United States
Amanda Freed (alternate) - United States
Stacey Nuveman - United States
Dot Richardson - United States
Joanne (Alchin) Brown - Australia
Kerry Dienelt - Australia
Tanya Harding - Australia

Amanda Freed - United States
Stacey Nuveman - United States
Natasha Watley - United States
Tanya Harding - Australia

2000 OLYMPIANS (SYDNEY, AUSTRALIA)

Christie Ambrosi - United States

2004 OLYMPIANS (ATHENS, GREECE)

Lisa Fernandez - United States
Tairia (Mims) Flowers - United States

2008 OLYMPIANS (BEIJING, CHINA)

Andrea Duran - United States
Lisa Fernandez (alternate) - United States
Tairia (Mims) Flowers - United States
Stacey Nuveman - United States
Natasha Watley - United States
Tanya Harding - Australia





NICOLE ODOM



JENNY BREWSTER



AMANDA FREED



GIONNA DISALVATORE



The Women's Profastpitch League (WPF) began play on May 30, 1997. Since its inception, the league has undergone many changes with franchise locations and league names, changing to the Women's Pro Softball League (WPSL) in 1999. Suspending play following the 2000 campaign, the league, renamed as National Pro Fastpitch (NPF), resumed on June 1, 2004. The four-team league has franchises in Akron, Ohio, Charlotte, N.C., Kissimmee, Fla. and Rosemont, Ill.

UCLA players have decorated NPF rosters since the league began play. In 1997, the Orlando Wahoos won the league's first title and were led by Bruin pitchers B'Ann Burns and Debbie Doom. In 1998, former Bruin Dot Richardson became a WPF Spokesperson and later that season, DeeDee Weiman tossed the first perfect game in league history. Orlando once again won the championship in 1998 and former Bruins Doom, Kaci Clark, Nicole Odom and Alleah Poulson were on the squad which was coached by UCLA great Sharron Backus, who was named WPSL Coach of the Year. In 1999, the Tampa Bay FireStix claimed the title with Bruin hurlers Weiman and Heather Compton on the squad. Clark won her second league championship in 2000 when the Florida Wahoos won the title. In the league's return for 2004, the New York/New Jersey Juggernaut captured the crown, with Clark earning her third championship and joined by former Bruin Lyndsey Klein. In 2010, former Bruin Olympians Andrea Duran and Natasha Watley led the USSSA Pride to the Cowles Cup Championship. Throughout the league's history, 21 Bruins have played for the fastpitch organization. (profastpitch.com)

BRUINS ON THE NPF TOUR

Julie Adams	Ohio Pride (2000)
Caitlin Benyl	Akron Racers (2006-07)
Jenny Brewster	Georgia Pride (1997-98)
B'Ann Burns	Orlando Wahoos (1997), Tampa Bay FireStix (1998)
Kaci Clark	Orlando Wahoos (1998), Virginia Roadsters (1999), Florida Wahoos (2000), NY/NJ Juggernaut (2004), Conn. Brakettes (2006)
Heather Compton	Tampa Bay FireStix (1999), Ohio Pride (2000)
GiOnna DiSalvatore	NPF Diamonds (2011)
Debbie Doom	Orlando Wahoos (1997-98)
Andrea Duran	Connecticut Brakettes ('06), USSSA Pride ('10-11)
Amanda Freed	Texas/Rockford Thunder (2005-07)
Laurie Fritz	Tampa Bay FireStix (1998)
Kelly Howard	Tampa Bay FireStix (1998)
Lyndsey Klein	TB FireStix ('00), WPSL All-Stars ('01), NY/NJ Juggernaut ('04)
Julie Marshall	California Sunbirds (2004)
Tairia (Mims) Flowers	Arizona Heat (2005)
Stacey Nuveman	Arizona Heat (2005)
Nicole Odom	Orlando Wahoos (1998), Akron Racers (1999-00)
Alleah Poulson	Georgia Pride (1997), Orlando Wahoos (1998)
Stephanie Ramos	Texas Thunder (2004)
Natasha Watley	NY/NJ Juggernaut ('05), Philly Force ('06), USSSA Pride ('10-'11)
DeeDee Weiman	Tampa Bay FireStix (1997-00)

The PFX Tour brings professional and amateur athletes together at tournaments so not only do young athletes get to compete, they get the opportunity to watch, learn and interact with their favorite stars at the same event. The PFX Tour offers packages that bring the amateur athletes, coaches and fans up close and personal to today's stars. The tour packages include Learn From the Pros, College Showcase Skill Session, Skill Comparisons, Pro-Am Skill Challenges and more. The PFX Tour also includes Photo and Autograph opportunities along with Meet & Greet the Pros sessions.

The PFX Tour was designed for all ages to participate and enjoy and to help promote the sport worldwide, build an elite level for more than only a few select athletes, expand the sport's fan base, create an opportunity for athletes who have graduated from college to continue to play, provide a financial package that grows with the Tour's success to offer a career choice in the sport, generate value to sponsors for a "win-win" relationship and above all, give back to the sport from the grass roots up.

Among the former Bruins who have participated on the PFX Tour are Sharron Backus, Kaci Clark, Andrea Duran, Lisa Fernandez, Amanda Kamekona, Jodie Legaspi, Tairia Mims-Flowers, Stacey Nuveman and Natasha Watley. (pfxtour.com)



SHARRON BACKUS



ANDREA DURAN



LISA FERNANDEZ



NATASHA WATLEY



DR. GENE BLOCK
CHANCELLOR
STANFORD, 1970
FIFTH YEAR

Biology and directed the National Science Foundation's Science and Technology Center for Biological Timing. He also headed an NIH graduate training program aimed at increasing the number of scientists from underrepresented groups.

A native of Monticello, N.Y., Chancellor Block holds a bachelor's degree in psychology from Stanford University and a master's and Ph.D. in psychology from the University of Oregon.

The inventor of a number of devices, Chancellor Block holds a patent for a non-contact respiratory monitor for the prevention of Sudden Infant Death Syndrome, and he is an avid collector of vacuum-tube radios.

Chancellor Block and his wife, Carol, have two children.

Dr. Gene Block became chancellor of UCLA in August 2007. As chief executive officer, he oversees all aspects of the university's three-part mission of education, research and service.

A champion of public universities, Chancellor Block has called for UCLA to deepen its engagement with Los Angeles, a city that offers a microcosm of the global community, and to increase access for students from underrepresented populations. An advocate of interdisciplinary scholarship, he emphasizes broad-based, campus-wide planning.

Chancellor Block holds UCLA faculty appointments in psychiatry and biobehavioral sciences in the David Geffen School of Medicine and in physiological science in the College of Letters and Science. A fellow of the American Association for the Advancement of Science and a member of the American Academy of Arts and Sciences, he specializes in circadian biology, which deals with the functioning of 24-hour rhythms in higher organisms.

Previously, Chancellor Block served as vice president and provost of the University of Virginia, where he held the Alumni Council Thomas Jefferson Professorship in

State Dominguez Hills (1988-92). He received his Bachelor's degree from UCLA in 1974 and played second base in the Bruin baseball program for four years.

Guerrero is married to the former Anne Marie Aniello and have two daughters Jenna and Katie.



PETRINA LONG
SR. ASSOCIATE AD/SWA
CALIFORNIA, 1977
EIGHTH YEAR

Petrina Long is in her eighth year as senior associate athletic director/senior women's administrator at UCLA, having joined the staff in June of 2004.

Long has oversight responsibility for several sports, including women's basketball, women's volleyball, softball and gymnastics, as well as several administrative areas, among them academic services, compliance, equity issues, and governmental relations.

Long came to UCLA from UC Irvine, where she served as senior associate athletic director/senior women's administrator since 1993, working closely with Bruin athletic director Dan Guerrero. She also served as interim athletic director following Guerrero's departure to UCLA.

In addition to her UCLA commitments, Long is also extensively involved in a number of areas relating to intercollegiate athletics. She currently serves as chair of the new NCAA Recruiting Cabinet after serving for three years as chair of the NCAA Academics and Eligibility Cabinet (AEC) Subcommittee on Recruiting. Long also serves on the NCAA Men's Volleyball Committee. On the conference level, Long is an administrative liaison to several sports, including women's volleyball, cross country, track & field and men's soccer. She is also a past chair of the Senior Women's Administrative

Committee (SWAC) and is a member of the Women's Basketball Tournament Committee.

During her 11 years at UC Irvine, Long supervised several of the university's 23 sports teams, as well as academic and student support, compliance and sports medicine. In addition, she was active in numerous groups on campus and in the community. Her campus activities included serving on the Chancellor's Advisory Committee on Intercollegiate Athletics (CACIA), and recently chairing the Diversity Development Program Board for two years. She was a board member of the Irvine Chamber of Commerce for several years and has been a school volunteer in the city of Tustin.

Long was a member of the Big West Conference Council and previously chaired the Big West Compliance Committee for two years. She also served on the Executive Committee of both the Big West Conference and the Mountain Pacific Sports Federation.

Prior to her tenure at UC Irvine, Long spent nine years at Columbia University, serving in both the associate and assistant athletic director positions. She was the Assistant Athletic Director for Academic Affairs at Southern Methodist University from 1982-84 and was an advisor for student-athletes at the University of California from 1979-82.

Long received her B.A. degree in Anthropology from the University of California, Berkeley in 1977 and her Master's degree in Anthropology from Columbia in 1992. She and her husband, Sam McCamey, have a daughter, Samantha, and two sons, Monte and Traland.



DAN GUERRERO
ATHLETIC DIRECTOR
UCLA, 1974
10TH YEAR

the football team has appeared in seven bowl games. The program has also won 46 conference championships in 15 different sports, produced over 460 All-Americans and featured four Honda Award winners, including the 2003-04 Collegiate Woman Athlete of the Year.

This past year Guerrero received recognition by several prestigious organizations. In May of 2011, he was honored by the Black Coaches and Administrators Association as by awarding him as the Dr. Myles Brand Administrator of the Year. In April, he was presented with the Crystal Eagle Award by CORO Southern California, an organization that provides training of civic and government leaders. Additionally, this past March, Guerrero was recognized by the National Association of Basketball Coaches (NABC) at the Guardian of the Games Awards Show by presenting him with the Clifford Wells Award for distinguished service to the organization. This past June, Guerrero completed a five-year term on the NCAA Division I Men's Basketball Committee. As the chair in 2009-10, he was involved with the negotiation of the new \$10.8 million, 14-year NCAA Men's Basketball Tournament television package as well as the decision to expand the Tournament to 68 teams.

In June of 2010, Guerrero completed a five-year term on the NCAA Division I Men's Basketball Committee. As the Chair in 2009-10, he served on the NCAA Advisory Committee that resulted in the \$10.8 million, 14-year NCAA Men's Basketball Tournament television package with CBS and Turner Sports, as well as the decision to create the "First Four" and the expansion of the Tournament to 68 teams.

Under Guerrero's leadership, UCLA continues to remain one of the premier broad-based intercollegiate athletic programs in the country. In the last nine years, UCLA has finished second three times (2007-08, 2006-07 and 2005-06), third twice (2004-05 and 2003-04), fourth (2009-10), sixth (2002-03), 11th (2010-11) and 16th (2008-09) in the race for the Learfield Sports Directors' Cup.

This past year in NCAA competition, UCLA won its 107th NCAA title in women's golf, placed second in women's gymnastics, third in women's water polo and women's tennis (tied), fifth (tied) in men's golf and men's soccer, ninth (tied) in men's tennis and women's soccer, 17th (tied) in men's basketball, women's basketball, baseball, softball and women's volleyball and 20th in women's swimming.

Guerrero came to UCLA in 2002 from UC Irvine, where he had served as UC Irvine's fifth Director of Athletics for 10 years. Prior to arriving at UCI, he was the Athletic Director for five years at Cal

On April 25, 2002, Daniel G. Guerrero was named UCLA's eighth Director of Athletics. A former Bruin baseball player, Guerrero, who assumed his duties on July 1, 2002, has enjoyed great success and exudes the pride of a student-athlete who is in charge of the program at his alma mater.

Guerrero is one of the most respected administrators in all of intercollegiate athletics. He is the current president of the National Association of Collegiate Directors of Athletics (NACDA) and a member of the NACDA Executive Committee and served as president of the Division I Athletic Directors Association in 2010-11. In Guerrero's nine years as Athletic Director, he has clearly established a pattern of "image and substance" that few in his profession can match. UCLA stands as the No. 1 University in the nation for NCAA team championships (107) won, a number that continues to grow under his direction. In those nine years, UCLA teams have won 21 NCAA team titles (the highest total in the nation in that span) in 11 different sports, finished second 17 times and have had an additional 32 Top Five finishes (70 total). A staggering 172 teams (of 207 possible) have qualified for NCAA post-season competition and




PAUL BROWN
EVENT MANAGEMENT



ROBBY EWING
MARKETING



RICH HERCZOG
COMPLIANCE



MIKE LINN
ATHLETIC PERFORMANCE



SEAN MARKUS
EQUIPMENT MANAGER



DONALD MORRISON
FACULTY ATHLETIC REPRESENTATIVE



TINA PITTS
ADMINISTRATIVE ASSISTANT



MICHAEL SONDHEIMER
ASSOCIATE A.D./ACADEMICS



JOANNE SUECHIKA
ACADEMIC COUNSELOR



Nation's #1 Overall College Experience

10 SIGNIFICANT REASONS TO ATTEND UCLA

1. #1 in NCAA Titles (107)

1st ever to reach the 100 title milestone; 21 NCAA Titles in the last 9 years (#1 nationally) since Dan Guerrero became UCLA Athletic Director; #1 in Olympians and Olympic Gold Medals from 1984-2008; leader in producing professional athletes; nation's finest overall combined academic, athletic and career resources for student-athletes; the best is possible at UCLA!

2. Prestigious Academic Degree / A National Leader in Producing Top Students

Ranked in the top ten among universities in most academic surveys; professional schools ranked among top five in most areas and top ten in others; #1 in the nation for undergraduate student applications every year since 1999; among all-time leaders in producing NCAA Post-graduate Scholarship winners; #1 in Kaplan Report survey of student resources for the college experience

3. Highest Quality of Life/Best Place to Live

Best in West and #2 overall public university in 'Princeton Review' in on-campus housing options and dorm food; 334 sunshine days a year; average year-round temperature of 74 degrees F.; 5 miles from the beach; thriving campus community of Westwood as part of UCLA; surrounded by Bel Air, Beverly Hills, Century City, Brentwood, and Santa Monica

4. World Class Facilities

Remodeled historic Pauley Pavilion; the Rose Bowl (SI's #1 venue of all college sites); Los Angeles Tennis Center; Drake Stadium for track & soccer; Jackie Robinson Stadium; Easton Stadium; the new Spieker Aquatics Center; Sunset Canyon Recreation Center; numerous championship golf courses; on-campus golf practice facility; Acosta Athletic Training Complex for the best in sports medicine, athletic performance, and finest training equipment

5. Legendary Coaching, Tremendous Sport Stability, Consistently Training Winners

UCLA has Olympic, National and USA Team coaches on its staff and individuals who have trained at the highest level and know how to win! No university can match UCLA's coaching stability in that only two Bruin head coaches have left for another Division I head coaching position over the past 40 years

6. Exceptional Academic Support for All Student-Athletes

13 full-time staff working in academic and student services. This includes academic counseling, learning specialist, life skills coordinator, priority pre-enrollment in classes, academic mentors, individual and group tutoring, academic awards banquet, lecture notes, laptop lending program and career guidance

7. Your Future at the Highest Level

USA's #1 Career Center for full-time, part-time or internship positions; average personal income for a UCLA graduate is \$77,500; average home value for UCLA grads is over \$500,000; the UCLA degree means success across the world

8. Complete National Sports Media Coverage/ L.A. is the Place

More overall national, regional and local television team exposure than any other college in the nation; numerous daily newspapers; #1 in former student-athletes and students in sportscasting, news broadcasting, sports writing, acting, etc. to act as contacts for current athletes; #1 in Sports Illustrated cover appearances; Major media outlets like ESPN, Fox Sports and USA Today have offices in L.A.

9. Nation's #1 Tradition of Athletic Excellence With Historic Long-Term Success

Kareem Abdul-Jabbar, Troy Aikman, Arthur Ashe, Lauren Cheney, Jimmy Connors, Lisa Fernandez, Troy Glaus, Natalie Golda, Rafer Johnson, Jackie Joyner-Kersey, Karch Kiraly, Liz Masakayan, Ann Meyers, Jonathan Ogden, Corey Pavin, Jackie Robinson, Al Scates, Sharon Shapiro, Chase Utley, Bill Walton, and John Wooden are just a few of the most significant people that have attended/coached at UCLA. UCLA is the #1 school world-wide in name recognition

10. UCLA Intangibles/Best College Location

UCLA's overall success combining prestigious academics, top athletic finishes and tremendous social life cannot be matched by any other university. UCLA has great resources available on a daily basis for our student-athletes to be the best in any area they select. UCLA's axiom is Champions Made Here!

UCLA Top National, International Sports Power

NCAA Division I Team Championships by School

(Through Spring 2011)

School	Men	Women	Total
1. UCLA	71	36	107
2. Stanford	61	40	101
3. USC	79	14	93
4. Oklahoma St.	50	0	50
5. LSU	17	25	42
6. Arkansas	41	0	41
7. Texas	18	22	40
7. Penn State	30	10	40
9. No. Carolina	10	27	37
10. Michigan	31	2	33

Top Countries in Olympic Gold Medals (1984-2008)

1. USA
2. USSR/Russia
3. China
4. Germany
5. **UCLA Athletes**
6. Italy
6. Australia



UCLA's Previous National Finishes in Overall Athletic Program Surveys

FIRST PLACE FINISHES:

Men: 1973, 76, 78, 79, 81, 83, 86, 87, 88, 89, 92

Women: 1978, 79, 80, 81, 82, 85, 88, 89, 90, 91

SECOND PLACE FINISHES:

Men: 1971, 72, 74, 75, 77, 80, 82

Women: 1977, 83, 84, 86, 87, 92, 93

OTHER PLACES:

Men: 4th 84; 3rd 85; 6th 90; 10th 91; 5th 93

COMBINED FINISHES:

First: 1993

Second: 1996, 2000, 2001, 2006, 2007, 2008

Third: 1994, 95, 97, 2004, 2005

Fourth: 1998, 2010

Fifth: 1999, 2002

Sixth: 2003



UCLA's Hall of Champions includes NCAA titles in 17 different sports among its nation-leading 107 total. Since Dan Guerrero became Athletic Director in 2002-03, **UCLA has won a nation-leading 21 NCAA crowns over the past 9 years.**

UCLA #1 for Overall Program Awards

(men began in 1971; women in 1977; combined in 1993; NACDA in 1994)

School	#1 Titles
1. UCLA	22
2. Stanford	21
3. Texas	8
4. USC	6
5. No. Carolina, Michigan, Arkansas, Arizona St.	1

NCAA Titles Since 2002-03

School	#1 Titles Won
1. UCLA	21
2. Stanford	20
3. USC	16
4. Auburn	11
4. Penn State	11
6. North Carolina	9

NACDA Director's Cup Athletic Program Overall Rankings (1994-2011)

(Schools ranked in the top 6 of the athletic poll)

School	Years Ranked Top 6 Nationally	
1. Stanford	18	Only 5 schools have been ranked in the top 20 every year of the survey - UCLA, Stanford, Florida, North Carolina and Texas.
2. UCLA	16	
3. Florida	14	Only 24 schools have made the top ten lifetime. Beside those listed, the others are Arizona State, California, Duke, Florida State, LSU, Minnesota, Nebraska, Notre Dame, Oklahoma, Penn State, Texas A&M, Tennessee, and Washington.
4. Michigan	12	
5. No. Carolina	11	
6. Texas	7	
7. Arizona	5	
8. Ohio State	4	
9. Georgia	3	
9. USC	3	
9. Virginia	3	

No. 1 With 107 NCAA Team Titles

UCLA's 107 NCAA team championship trophies, the most of any school in the nation, are on display in the Athletic Hall of Fame, located in the J.D. Morgan Center. UCLA has won 21 team titles in the last nine years.

UCLA'S NCAA TITLES BY SPORT (107)

MEN (71)

Basketball (11)

1964 1970
1965 1971
1967 1972
1968 1975
1969 1995
1970

Golf (2)

1988 2008

Gymnastics (2)

1984 1987

Soccer (4)

1985 1997
1990 2002

Swimming (1)

1982

Water Polo (8)

1969 1996
1971 1999
1972 2000
1995 2004

Tennis (16)

1950 1970
1952 1971
1953 1975
1954 1976
1956 1979
1960 1982
1961 1984
1965 2005

Volleyball (19)

1970 1984
1971 1987
1972 1989
1974 1993
1975 1995
1976 1996
1979 1998
1981 2000
1982 2006
1983

WOMEN (36)

Golf (3)

1991 2011
2004

Gymnastics (6)

1997 2003
2000 2004
2001 2010

Softball (11)

1982 1992
1984 1999
1985 2003
1988 2004
1989 2010
1990

Tennis (1)

2008

Indoor Track & Field (2)

2000 2001

Outdoor Track & Field (3)

1982 2004
1983

Volleyball (3)

1984 1991
1990

Water Polo (7)

2001 2007
2003 2008
2005 2009
2006

WOMEN'S Additional Titles:

Golf – 1971; Crew – 1974;
Volleyball – 1972, 1974, 1975;
Track & Field – 1975, 1977;
Badminton – 1977;
Basketball – 1978;
Softball – 1978;
Tennis – 1981;
Water Polo – 1996; 1997;
1998; 2000;



2010 Women's Gymnastics



2010 Women's Softball

UCLA: Simply The Best Overall University

UCLA 'Most Complete' Athletic Program

From Sports Illustrated on Campus in, April 2005: "UCLA has the most complete athletic program in the country."

Bruin Weather Helps Athletic Success

US Weather Service records for the Westwood area indicate the UCLA campus averages 334 'Sun Days' a year with an average year round temperature of 74 degrees.

'Dream College' Where Parents & Students Want to Attend

The 2011 Princeton Review survey of parents and future college students had UCLA ranked #6 nationally by parents and #7 by students as their 'Dream College' to attend. UCLA was the only public university in the top 10.

UCLA 'Most Popular' College for Applications

UCLA continues as the 'Most Popular' college for students to apply for admission in the 21st century. UCLA annually receives over 60,000 applications for 5,000 admission spots. It has been that way every year since 1999.

UCLA 'Hottest University' to Attend

Newsweek '08 College Guide: UCLA is selected as the 'Hottest University' to attend in the major college category.

UCLA One of 25 'New Ivies'

Newsweek magazine article in 2006 on the 25 'New Ivies' among colleges: "The nation's elite colleges include more than the top Ivies. A range of schools are getting fresh bragging rights like UCLA."

UCLA Campus Receives Most Media Attention

Scenic parts of the UCLA campus are utilized for more movies, television shows, and commercials than any other college. The UCLA name appears daily in more publications than any other school according to Newswatch Magazine.

UCLA Historic Accomplishment

UCLA is the only school with a No. 1 overall pick in the MLB (baseball), NFL (football), NBA (basketball) and MLS (soccer) drafts.

UCLA 'Most Interesting College'

The Kaplan Publication on 'Most Interesting Colleges', has UCLA #1 overall blending their 6 categories of Academic Facilities, Freshman Housing, Career Services, Highest Academic Standards, Hot & Trendy Universities and Best Value.

UCLA #1 Hospital in West Since 1989

UCLA was ranked #5 overall and again #1 in the West (every year since 1989) by U.S. News. The Ronald Reagan UCLA Medical Center, which opened in 2008, is a one million square foot facility. It has been labeled as 'the hospital of the future.'

UCLA in FB-BB Titles; Heisman-Wooden; Honda Awards

UCLA is one of seven Division I colleges to ever win a football and basketball national championship; UCLA is one of six colleges to ever win a Heisman Trophy in football and Wooden Award in Basketball; UCLA is #1 all-time with 4 Honda Female Athlete of the Year awards.

'Public Good' and 'Eco-Friendly' National Leader

Washington Monthly Magazine for 2010 rated UCLA #3 nationally among colleges in its contributions to the nation's 'Public Good' through Service, Social Mobility, and Research. The Sierra Club's 2010 list of top colleges committed to advancing sustainability on their campuses had UCLA #9 overall in having an 'eco-friendly' environment.

UCLA 'Coolest' School to Experience

Seventeen Magazine ranked UCLA as one of the '10 coolest schools' where you can get the best college experience. The criteria included professor's involvement, great shopping, campus safety and parties.

UCLA Has #1 Career Center

Business Week magazine has ranked the UCLA Career Center as #1 in the nation when blending opportunities for students for internships, part-time work, full-time jobs, and other needed services to prepare a person for today's job market.

Academic & Student Services (AS2)

Mission Statement: **SUCCESS**

“Student-athletes Understand that Character Creates Educational Self-Sufficiency”

The mission of the UCLA Academic & Student Services office (AS2) and its S.U.C.C.E.S.S. Program is to provide an interactive learning environment that emphasizes life-long learning habits, goal setting, teamwork, leadership and character. Centered on the idea of the self-sufficient, independent learner, the S.U.C.C.E.S.S. Program features academic counseling, academic and student support services, and student-athlete development programs that support and encourage student-athletes to reach their full potential academically and personally.

The AS2 team promotes a healthy balance between academics and athletics and embraces UCLA's "True Bruin" philosophy setting forth the ethical standards of integrity, excellence, accountability, respect and service. Our commitment is to assist student-athletes in their transition to the university, earning their UCLA degree, and develop their skills and confidence to be champions in life.



Academic & Student Services Staff:

Dr. Christina Rivera – Assistant Athletic Director, Academic & Student Services
Mike Casillas – Director of Student-Athlete Counseling
Ashley Armstrong – Director of Student-Athlete Development
Tim Anderson – Football Academic Coordinator
Liz Cadigan – Coordinator, Athletics Peer Learning Lab
Kevin Chen – Staff Associate
Ric Coy – Assistant Director, Student Services
Ja'Nae Davis – Learning Specialist
Kenny Donaldson – Assistant Director, Academic Services
Jo Guest – Staff Assistant, Athletics Peer Learning Lab
Linda Lassiter – Academic Counselor
Joanne Suechika – Academic Counselor
Nick Thornton – Eligibility Coordinator
Sabrina Youmans – Learning Specialist

UCLA's

Academic & Student Services Office

ACADEMIC COUNSELING

- Program Planning & Course Selection
- Degree Progress Report Checking
- Priority Enrollment
- Major Exploration
- Graduate & Professional School Referrals
- Academic Difficulty Counseling

ACADEMIC SUPPORT SERVICES

- Academic Mentoring
- Peer Learning Sessions
- Community of Learners Program
- Directed Learning Program
- Learning Specialists
- Midterm Progress Reports
- Learning Strategies & Educational Assessments

STUDENT SUPPORT SERVICES

- Orientation Programs
- Academic Travel Coordinator
- Learning Center Computer Lab
- Scholar-Athlete Banquet
- Bruin Athletics Graduation Reception
- Awards & Postgraduate Scholarships
- Student-Athlete Assistance Fund

STUDENT-ATHLETE DEVELOPMENT

- Personal Development
(Health Education, Life Skills Workshops & Team Building)
- Wooden Academy: Teamwork, Leadership & Character
- Bruin Athletic Council (BAC)
- Student-Athlete Mentors (SAMS)
- Community Outreach
- Professional Development
(Career Exploration, Internships, Resume & Interviewing Skills)



UCLA: A Prestigious & Influential University

UCLA ranks as one of the Top Ten Universities according to the American Council of Education and Gourman Report of national educational ratings.

UCLA Ranks in the Top Ten Academic Departments among all American Universities

j Anthropology	j Linguistics
j Applied Science	j Music
j Art & Design	j Philosophy
j Asian Studies	j Physiology
j Bacteriology/Microbiology	j Physiological Science
j Biochemistry	j Pre-Business Education
j Biology	j Pre-Education Field
j Chemistry	j Pre-Legal Education
j Economics/Business	j Pre-Medical Education
j Engineering/	j Psychology
Computer Science	j Sociology
j French	j Spanish
j Geography	j Theater Arts/
j Geology	Communications
j German	

***UCLA is the #11 ranked overall world university and the #2 public university according to the 'London Times'

Kaplan Survey of 320 Most Interesting Colleges

(Based on academic facilities, housing, career services, value, highest academic standards & being trendy)

1. UCLA*

2. Stanford
3. Texas A & M
4. Texas
5. Penn State

*UCLA was the only institution ranked in the top 15 in all six categories

"Leading Universities" in terms of influence, according to CHANGE Magazine

• UCLA

- Chicago University
- Columbia University
- Harvard University
- Michigan University
- MIT
- Stanford University
- UC Berkeley
- Virginia University

UCLA Ranked among Top Ten Professional Schools—Cartier Report

(alphabetical order after UCLA)

BUSINESS SCHOOLS

UCLA

Carnegie-Mellon University
Chicago University
Cornell University
Harvard University
MIT
Northwestern University
Pennsylvania University
Stanford University
UC Berkeley

LAW SCHOOLS

UCLA

Chicago University
Columbia University
Harvard University
Michigan University
Pennsylvania University
Stanford University
UC Berkeley
Virginia University
Yale University

MEDICINE

UCLA

Columbia University
Cornell University
Harvard University
Illinois University
Johns Hopkins University
Michigan University
Stanford University
UC Berkeley
Yale University

QUALITY INSTITUTIONS

UCLA

Chicago University
Cornell University
Harvard University
Michigan University
Princeton University
Stanford University
UC Berkeley
Wisconsin University
Yale University

SCHOOL OF EDUCATION

UCLA

Chicago University
Columbia University
Harvard University
Michigan University
Pennsylvania University
Stanford University
UC Berkeley
Wisconsin University
Yale University

CURRICULUM

UCLA

Chicago University
Harvard University
Michigan University
Pennsylvania University
Princeton University
Stanford University
UC Berkeley
Wisconsin University
Yale University

UCLA-NCAA Postgraduate Scholarship Winners (67)



Alaizah Koorji
Rowing, 2011



Andrea Remyense
Tennis, 2011



Kyle Shackleton
Track/CC, 2009



Drew Shackleton
Track/CC, 2009



Chris Joseph
Football, 2008

NCAA Postgraduate Scholarship Winners (67)

Football (17)

1966-67 Ray Armstrong*
1966-67 Dallas Grider
1969-70 Greg Jones
1973-74 Steve Klosterman
1975-76 John Sciarra
1976-77 Jeff Dankworth
1977-78 John Fowler
1982-83 Cormac Carney
1983-84 Rick Neuheisel
1985-86 Mike Hartmeier
1989-90 Rick Meyer
1992-93 Carlton Gray
1995-96 George Kase
1998-99 Chris Sailer
Shawn Stuart
1999-00 Danny Farmer
2007-08 Chris Joseph

Men's Gymnastics (1)

1991-92 Scott Keswick

Men's Soccer (1)

1997-98 Josh Keller

Men's Basketball (5)

1968-69 Kenny Heitz
1970-71 Terry Schofield
1979-80 Kiki Vandeweghe
1992-93 Richard Petruska
1994-95 George Zidek*

Men's Swimming (8)

1975-76 Tim McDonnell
1978-79 Dan Stephenson
1984-85 Bruce Hayes
1984-85 Pat Thomas
1985-86 Steve Martz
1986-87 Brian Jones
1991-92 Andrea Cecchi
1992-93 David Fleck (diving)

Men's Tennis (1)

1995-96 Srdjan Muskatirovic

Men's Track and Field (5)

1977-78 Willie Banks
1994-95 John Godina
1997-98 Josh Johnson
2008-09 Drew & Kyle Shackleton

Men's Volleyball (4)

1970-71 Ed Machado
1981-82 Karch Kiraly
1986-87 Asbjorn Volstad
1996-97 Trong Nguyen*

Men's Water Polo (4)

1982-83 Brian Black
1995-96 Thomas Wong
1999-00 Parsa Bonderson
2000-01 Sean Kern

Women's Basketball (1)

1985-86 Anne Dean

Women's Golf (1)

1985-86 Kay Cockerill

Women's Gymnastics (4)

1989-90 Jill Andrews
2002-03 Kristin Parker
2002-03 Onnie Willis
2005-06 Kate Richardson

Women's Rowing (1)

2010-11 Alaizah Koorji

Softball (2)

1992-93 Lisa Fernandez
1994-95 Jennifer Brundage

Women's Swimming (5)

1995-96 Annette Salmeen
1999-00 Keiko Price
2000-01 Brigid Dwyer
2001-02 Katie Younglove
2003-04 Kristen Lewis

Women's Tennis (2)

1983-84 Karen Dewis
2010-11 Andrea Remyense

Women's Track and Field (3)

1996-97 Amy Acuff
1997-98 Nada Kavar
2006-07 Jacqueline Nguyen

Women's Volleyball (2)

1993-94 Julie Bremner
2000-01 Elisabeth Bachman

*Alternate Selections

Capital One

All-American Hall of Fame (8)

1988 Donn Moomaw, FB
1990 Jamaal Wilkes, BB
1994 Bill Walton, BB
1994 Coach John Wooden, BB
1999 John Fowler, BB
2005 Cormac Carney, FB
2009 Karch Kiraly, VB
2011 Julie Bremner-Romias, VB

NCAA Silver Anniversary Award (8)

1978 Rev. Donn Moomaw, Football '53
1981 Willie Naulls, Basketball '56
1994 Kareem Abdul-Jabbar, Basketball '69
1999 Bill Walton, Basketball '74
2003 Ann Meyers, Basketball '78
2008 Dot Richardson, Softball, '82
Cormac Carney, Football, '82
2010 Jackie Joyner-Kersey, BB-Track, '85

Rhodes Scholarships (5)

1925 John Olmsted, Tennis
1962 William Zeltonoga, Wrestling
1969 Harold Griffin, Football
1996 Annette Salmeen, Swimming
2008 Chris Joseph, Football

NCAA Theodore Roosevelt Award (4)

1977 Tom Bradley, Former LA Mayor
1984 Rafer Johnson, Calif. Special Olympics
1996 John Wooden, Former UCLA BB Coach
2003 Donna de Varona, Commission on Title IX

NCAA Top Eight Award (14)

1975-76 John Sciarra, FB
1976-77 Jeff Dankworth, FB
1981-82 Karch Kiraly, VB
1982-83 Cormac Carney, FB
1988-89 Carnell Lake, FB
1989-90 Jill Andrews, GYM
1992-93 Carlton Gray, FB
1992-93 Scott Keswick, GYM
1993-94 Lisa Fernandez, SB
1993-94 Julie Bremner, VB
1996-97 Annette Salmeen, SW
2001-02 Stacey Nuveman, SB
2003-04 Onnie Willis, GYM
2006-07 Kate Richardson, GYM

UCLA Undergraduate Majors and Minors

COLLEGE OF LETTERS AND SCIENCE

African Languages
Afro-American Studies
American Indian Studies
American Literature and Culture
Ancient Near Eastern Civilizations
Anthropology
Arabic
Art History
Asian American Studies
Asian Humanities
Asian Religions
Astrophysics
Atmospheric, Oceanic and Environmental Sciences
Biochemistry
Biology
Biophysics
Business Economics¹
Central and East European Languages and Cultures
Chemistry
Chemistry, General²
Chemistry/Materials Science
Chicana and Chicano Studies
Chinese
Classical Civilization
Cognitive Science¹
Communication Studies³
Comparative Literature
Computational and Systems Biology¹
Earth and Environmental Science
East Asian Studies
Ecology, Behavior, and Evolution
Economics¹
English
Environmental Science
European Studies
French
French and Linguistics
Geography
Geography/Environmental Studies
Geology
Geology/Engineering Geology
Geology/Paleobiology
Geophysics/Applied Geophysics
Geophysics/Geophysics and Space Physics
German
Global Studies¹
Greek
Greek and Latin
Hebrew
History¹
Human Biology and Society¹
International Development Studies¹
Iranian Studies
Italian
Italian and Special Fields
Japanese
Jewish Studies
Korean
Latin
Latin American Studies

Linguistics
Linguistics, Applied
Linguistics and Anthropology
Linguistics and Asian Languages and Cultures
Linguistics and Computer Science
Linguistics and English
Linguistics and French
Linguistics and Italian
Linguistics and Philosophy
Linguistics and Psychology
Linguistics and Scandinavian Languages
Linguistics and Spanish
Marine Biology
Mathematics
Mathematics, Applied
Mathematics/Applied Science
Mathematics/Atmospheric and Oceanic Sciences
Mathematics/Economics
Mathematics for Teaching
Mathematics of Computation
Microbiology, Immunology, and Molecular Genetics¹
Middle Eastern and North African Studies
Molecular, Cell, and Developmental Biology
Music History
Neuroscience
Philosophy
Physics
Physiological Science
Political Science¹
Portuguese
Psychobiology¹
Psychology¹
Religion, Study of
Russian Language and Literature
Russian Studies
Scandinavian Languages and Cultures
Sociology¹
Southeast Asian Studies
Spanish
Spanish and Community and Culture
Spanish and Linguistics
Spanish and Portuguese
Statistics
Women's Studies
Individual Field of Concentration²
Undeclared—Humanities⁴
Undeclared—Life Sciences⁴
Undeclared—Physical Sciences⁴
Undeclared—Social Sciences⁴

SCHOOL OF THE ARTS AND ARCHITECTURE

Architectural Studies³
Art
Design | Media Arts
Ethnomusicology
[Jazz Studies, World Music]
Music
[Composition, Performance, Music Education]

World Arts and Cultures
[Dance, World Arts and Cultures]
Individual Field of Concentration²

HENRY SAMUELI SCHOOL OF ENGINEERING AND APPLIED SCIENCE

Aerospace Engineering
Bioengineering
Chemical Engineering
Civil Engineering
Computer Science
Computer Science and Engineering
Electrical Engineering
Materials Engineering
Mechanical Engineering
Undeclared—Engineering and Applied Science⁴

SCHOOL OF NURSING

Nursing—Generic/Prelicensure

SCHOOL OF THEATER, FILM AND TELEVISION

Film and Television³
Theater
Individual Field of Concentration²

UNDERGRADUATE MINORS

Accounting
African Studies
Afro-American Studies
American Indian Studies
Anthropology
Applied Development Psychology
Arabic and Islamic Studies
Armenian Studies
Art History
Asian American Studies
Asian Humanities
Asian Languages
Atmospheric and Oceanic Sciences
Biomedical Research
Central and East European Studies
Chicana and Chicano Studies
Civic Engagement
Classical Civilization
Cognitive Science
Comparative Literature
Conservation Biology
Digital Humanities
Disability Studies
Earth and Environmental Science
Education Studies
English
Environmental Engineering
Environmental Systems and Society
European Studies
Film, Television, and Digital Media
French
Geochemistry
Geography
Geography/Environmental Studies
Geology

Geophysics and Planetary Physics
Geospatial Information Systems and Technologies
German
Germanic Languages
Gerontology
Global Studies
Greek
Hebrew and Jewish Studies
History of Science and Medicine
Human Complex Systems
Italian
Labor and Workplace Studies
Language, Interaction, and Culture
Language Teaching
Latin
Latin American Studies
Lesbian, Gay, Bisexual, and Transgender Studies
Linguistics
Mathematics
Mexican Studies
Middle Eastern and North African Studies
Museum Studies
Music History
Naval Science
Near Eastern Languages and Cultures
Neuroscience
Philosophy
Political Science
Portuguese
Public Affairs
Public Health
Russian Language
Russian Literature
Russian Studies
Scandinavian
Social Thought
Society and Genetics
South Asian Studies
Southeast Asian Studies
Spanish
Spanish Linguistics
Statistics
Theater
Urban and Regional Studies
Visual and Performing Arts Education
Women's Studies

NOTES

1. Applicants are admitted to pre-major status until prerequisites are satisfactorily completed.
2. Not open to entering students.
3. Open to junior-level applicants only [60 semester/go quarter units completed by time of transfer].
4. Open to freshman-level applicants only.

UCLA's Most Popular Academic Majors

Careers in Business & Economics

Majors:

Business Economics:
Economics
Global Studies
Any Major/Accounting Minor

Summer Sports Business & Entertainment Program (MEMES)

Undergraduate Business Club
(One of biggest in nation)

UCLA Career Center

Business full-time, part-time, internships available
Positions include Management, Accounting, Sales,
Marketing, Entrepreneurial Projects

Careers in Engineering/ Computer Science/Math

Majors:

Aerospace Engineering
Bioengineering
Chemical Engineering
Civil Engineering
Computer Science
Computer Science and Engineering
Electrical Engineering
Materials Engineering
Mechanical Engineering
Math/Applied Sciences

UCLA graduates have both national and international job prospects. There is a full internship program and state of the art equipment in the Samueli Engineering School.

Careers in Medicine/Sciences

Majors:

Physiological Sciences
Biology (include Marine)
Chemistry/Physics
Human Biology & Society

Trains for positions in Athletic Training,
Sports Fitness, Genetics, Nutrition & Research
as well as Medical & Dental School

UCLA Medical Center

#1 in West every year since 1999;
Only Division I medical center in top 15

Careers in Law/Education

Majors:

Political Science
Psychology
Sociology
English
History
Education Minor

UCLA's Law and School of Education are highly rated. UCLA is the #1 feeder school for UCLA Law each year; UCLA has its own Elementary School and Day Care Center for student internships and a high school across the street.

Careers in Mass Media/ Motion Picture-Television/Digital Media

Majors:

Communication Studies
Motion Picture/Television/Theatre
Design/Media Arts

UCLA has three motion picture and three television studios, plus a state of the art digital media lab on campus. There is a full scale internship program in all aspects of mass media and production, plus fine arts through the Career Center.

UCLA Community Outreach/ Wooden Academy

All UCLA head coaches stress involvement with the campus and the community. Whether it's volunteering at an inner-city youth clinic, speaking to children at elementary and middle schools in the area, or assisting in campus programs such as 'Marathon Kids' and 'I'm Going to College,' community service is an important aspect of being a Bruin. These outreach opportunities give student-athletes a chance to mentor youth, give back to the community and serve as ambassadors for UCLA Athletics.



Community Outreach

Bruin student-athletes, coaches and staff have the opportunity to participate in community service activities on campus and throughout the Los Angeles area. Examples of these events include;

- Marathon Kids
- Dribble for the Cure
- Mattel Children's Hospital
- Elementary/Middle School Visits
- Team Prime Time/Prime Time Games
- UCLA Lab School Jogathon
- I'm Going to College
- Adopt a Classroom
- Special Requests/Events

These outreach opportunities give student-athletes a chance to mentor youth, give back to the community and serve as ambassadors for UCLA Athletics.

Wooden Academy: Teamwork, Leadership and Character

The Wooden Academy is a comprehensive leadership development program designed to educate and support the standards of leadership for Bruin student-athletes. The pillars of the Wooden Academy are teamwork, leadership and character. The program is named after legendary Coach John Wooden, and strives to teach the values and principles of his Pyramid of Success. We believe that these skills will assist student-athletes in their pursuit to be successful leaders and teammates at UCLA, and as they prepare to be champions in life. Student-athletes will have the opportunity to participate in the Wooden Academy each year by attending seminars and learning practical leadership lessons from coaches, administrators and Bruin alumni.

UCLA Main Websites For Student-Athletes

UCLA MAIN WEBSITES FOR RECRUITS

UCLA Official Sports Site:

www.uclabruins.com

UCLA Internet Broadcasts:

www.uclabruins.com/multimedia/ucla-stretch.html

UCLA Official YouTube (including UCLA 'Bruintalk'):

www.YouTube.com/UCLA

UCLA Twitter Site:

<http://twitter.com/UCLA Athletics>

UCLA University Official Site:

www.ucla.edu

UCLA Facebook Site:

<http://www.facebook.com/uclaathletics>

UCLA Sports Nutrition Site:

www.fuelingbruins.blogspot.com

UCLA TWITTER SITES

UCLA Athletics:

<http://twitter.com/UCLA Athletics>

UCLA Football Coach Rick Neuheisel on Twitter:

<http://twitter.com/CoachNeuheisel>

UCLA Basketball Coach Ben Howland On Twitter:

http://twitter.com/Ben_Howland

UCLA Basketball Coach Cori Close on Twitter:

<http://twitter.com/CoachCloseUCLA>

UCLA Gymnastics Coach Valorie Kondos Field on Twitter:

<http://twitter.com/uclagymnastics>

UCLA Men's Golf on Twitter:

http://twitter.com/UCLA_bruin18

UCLA Women's Golf On Twitter:

<http://twitter.com/uclawomensgolf>

UCLA Men's Tennis on Twitter:

<http://twitter.com/uclatennis>

UCLA Women's Tennis on Twitter:

<http://twitter.com/uclawtennis>

UCLA Women's Volleyball on Twitter:

<http://twitter.com/UCLAWomensVB>

UCLA Water Polo on Twitter:

<http://twitter.com/uclawaterpolo>

UCLA Women's Softball on Twitter:

<http://twitter.com/uclasoftball>

UCLA Bruins Varsity Club on Twitter:

<http://twitter.com/UCLABvc>



Softball won UCLA's record 106th NCAA Team Title. All student-athletes receive free tickets to UCLA home regular season sports events to support our great teams.

UCLA Academic Quarter System Dates

Fall Quarter: Late September-Mid-December

Winter Quarter: Early January-Mid-March

Spring Quarter: Late March-Mid-June

Summer Sessions: Late June-Mid-September

*Quarters are 10 weeks of instruction with a final exam in week 11


UCLA Weather

- 74 degrees average year-round high temperature
- 55 degrees average year-round low temperature
- 334 average sun days a year


UCLA Student Life & Activities



UCLA offers many on-campus locales to relax, like the Sunset Canyon Recreation Center, which houses numerous pools, volleyball and tennis courts and picnic areas. Bruins can get their workout in at The Wooden Center, which was remodeled in the summer of 2005 and features cardio equipment with flat screen tv's and increased workout space. The Wooden Center also features a rock climbing wall and basketball courts.



UCLA Student Life & Activities



The Best On-Campus Housing Options; plus Great Food

UCLA On-Campus Housing Options:

All include up to 19 meals a week between 7 am and 2 am and student-athletes are guaranteed priority housing all 4 years if they desire

- A. Residence Halls (Dykstra, Sproul, Rieber, Hedrick as traditional high-rises)
 1. Have separate showers for men and women, community bathrooms, study lounges, and laundry facilities on each floor;
- B. Residential Plazas (Sunset Village, De Neve, Hedrick Summit, Rieber Terrace and Rieber Vista)
 1. Single/double/triple rooms with two shared bathrooms, air conditioning, study space, lounges, laundry;
- C. Residential Suites (Hitch, Saxon)
 1. Furnished two-bedrooms with own entrance, living room, shared bathroom. Each has its own laundry room and sundeck/recreation area;

Standard On-Campus Housing Amenities:

- Basic Cable Television
- High Speed Internet
- Student Technological Center
- Overnight Shipping and Full Copying Services
- Recreation/Game Rooms
- Free access to basketball, volleyball, pools, tennis
- Early morning/late night restaurants
- 'To-Go' Meals
- Bruin Card Charge Services
- Weekly Maid Services



Scholarship student-athletes are guaranteed a two person dorm room for as long as they want to stay on campus

Numerous amenities are available for student-athletes



Student-athletes live in both high rise dorms and apartment-style suites

The J.D. Morgan Center



UCLA's commitment to comprehensive academic support services and a desire to expand existing resources to best serve the Bruin student-athlete of today and tomorrow remains constant. In an effort to support this ideal, UCLA's J.D. Morgan Athletic Center underwent a major expansion that upgraded the former facility into a high-tech building for the 21st century.

The project increased office space for both administrative and coaching staff, improved the student academic support services, and provided a "state of the art" Athletic Hall of Fame exhibiting the illustrious Bruin history and highlighting current events.

Below are some highlights of the J.D. Morgan Center.

Student-Athlete Academic Learning Center

- 24 computers
- 4 walk-up computers for easy printing
- Free printing
- Learning Center Monitor at all times
- Academic counselors on site

Athletics Hall of Fame

- Hall of Champions featuring UCLA's National Championship trophies
- UCLA's Hall of Fame Inductees
- Interactive Sport displays
- UCLA Spirit Theater
- Olympic Heritage
- Wooden Den (John Wooden tribute)

First Class Facilities

The **UCLA** campus is home to numerous first class facilities for student-athletes of all sports.

- **Spaulding Field** — practice home for the Bruin football team, features SPRINTURF field, along with one natural grass field
- **Acosta Center** — houses locker rooms, the Athletic Performance Center and Sports Medicine Center
- **Spieker Aquatics Center** — opened in the Fall of 2009, this state-of-the-art aquatics center is the home to the water polo and swimming and diving teams
- **Easton Stadium** — houses the 11-time NCAA Championship softball team
- **Los Angeles Tennis Complex** — home to Bruin tennis teams
- **Drake Stadium & Marshall Field** — home to the nationally-ranked soccer and track and field teams
- **Rose Gilbert Learning Center** — located in the J.D. Morgan Center, has 24 computers and numerous printers for all of the academic needs of student-athletes
- **Jackie Robinson Stadium** — home to the Bruin baseball team and was recently renovated with new batting areas and playing surface
- **Gifford Golf Facility** — A 3,000 square-foot bermuda bentgrass putting green, greenside/fairway bunker, and a 3,000 square foot tee-box to hit balls onto the field for the golf teams to use.
- **Pauley Pavilion** — home to the Bruin basketball, gymnastics and volleyball teams



Center For Athletic Performance

Holistic Approach To Athletic Performance

Olympic Lifting
Functional Training
Dynamic Flexibility

Sports Nutrition
Injury Prevention
Sport Specific Conditioning

Bod Pod - Accurate Body Fat Testing
Metabolic Assessment Testing
27 Olympic Lifting Platforms



The Acosta Sports Training Center



The Acosta Sports Training Center features an 8,000-square foot athletic training and rehabilitation facility with private offices for all of the certified athletic trainers, as well as a doctors' suite and a nutritionist. The facility includes three hydro pools, a large rehabilitation area with stationary bikes, treadmills, elliptical machines and private examination areas. New specialized equipment like the Bod Pod and Anti Gravity Treadmill give UCLA student-athletes an edge.



UCLA Produces the Brightest Stars

KAREEM ABDUL-JABBAR

Only player to win 6 NBA MVP awards

TROY AIKMAN

First quarterback to win 3 Super Bowls in 4 years

ARTHUR ASHE

First African-American to win Wimbledon

DONALD BARKSDALE

First African-American to win an Olympic basketball gold medal

TERRY DONAHUE

First football coach to win bowl games in 7 consecutive seasons

LISA FERNANDEZ

First softball player to be named outstanding college athlete of the year (Honda-Broderick Cup)

FLORENCE GRIFFITH-JOYNER

First woman to run the 100m in under 10.50 seconds

JACKIE JOYNER-KERSEE

Only woman to win back-to-back Olympic heptathlons;
Top Female Collegiate Athlete of the Last 25 Years

KARCH KIRALY

First three-time Olympic gold medalist in volleyball

MIKE LODISH

First player to play in 6 Super Bowls

ANN MEYERS

First four-time female basketball All-American

KEN NORTON, JR.

First player to win 3 straight Super Bowls

JACKIE ROBINSON

First African-American to play Major League Baseball

AL SCATES



First collegiate coach to win 18 NCAA titles in a single sport (now has 19 titles in volleyball)

KENNY WASHINGTON

First African-American to play in the modern era NFL

JOHN WOODEN

First man elected to the Basketball Hall of Fame as a player and coach



UCLA: The #1 Tradition in College Sports



Top Row (L to R) – Reggie Miller, basketball; Troy Aikman, football; Jimmy Connors, tennis; Cobi Jones, soccer; Amy Acuff, track & field.

Second Row (L to R) – Troy Glaus, baseball; Liz Masakayan, volleyball; Kareem Abdul-Jabbar, basketball; Florence Griffith-Joyner, track & field; Karch Kiraly, volleyball.

Third Row (L to R) – Jackie Robinson, football, baseball, track & field and basketball; Lisa Fernandez, softball; Arthur Ashe, tennis; Bill Walton, basketball; Jackie Joyner-Kersey, track & field.

Bottom Row (L to R) – Kim Hamilton, gymnastics; John Godina, track & field; Dot Richardson, softball; Denise Curry, basketball; Ken Norton, football.



UCLA produces more Olympians than any other college



Games of the XXIIIrd Olympiad Los Angeles 1984



GAMES OF THE XXIVTH OLYMPIAD SEOUL 1988



Atlanta 1996



Sydney 2000



Barcelona '92



ATHENS 2004

GOLD MEDAL COUNT

Top 10 Countries (1984-2008)

	TOTAL
1) USA	311
2) USSR/Russia	208
3) China	163
4) Germany	161
5) UCLA Athletes	78
6) Italy	70
6) Australia	70
8) South Korea	67
9) France	65
10) Romania	58

Beijing 2008




For more than 7 Olympic Games, UCLA has been #1 among colleges in total athletes participating in the games

UCLA'S SPORTS ILLUSTRATED COVERS

UCLA athletes have appeared on the cover of Sports Illustrated 122 times, the highest total of any school in the country, and at least once in 48 of the last 50 years. Here is the complete list:

1. Rafer Johnson (Jan. 5, 1959)
2. Gary Cunningham (Mar. 19, 1962)
3. C.K. Yang (Dec. 23, 1963)
4. Walt Hazzard (Mar. 30, 1964)
5. Gail Goodrich (Mar. 29, 1965)
6. Doug McIntosh (Dec. 6, 1965)
7. Arthur Ashe (Aug. 29, 1966)
8. Gary Beban (Sept. 19, 1966)
9. Lew Alcindor (Dec. 5, 1966)
10. Lew Alcindor (Apr. 3, 1967)
11. Gary Beban (Nov. 19, 1967)
12. Lew Alcindor (Jan. 29, 1968)
13. Lew Alcindor (Apr. 1, 1968)
14. Lew Alcindor (Mar. 31, 1969)
15. Lew Alcindor (Oct. 27, 1969)
16. Lew Alcindor (Mar. 9, 1970)
17. John Vallely (Mar. 16, 1970)
18. Sidney Wicks (Mar. 30, 1970)
19. Lew Alcindor (Apr. 27, 1970)
20. Sidney Wicks (Nov. 30, 1970)
21. Lew Alcindor (Feb. 8, 1971)
22. Steve Patterson (Apr. 5, 1971)
23. Lew Alcindor (Apr. 19, 1971)
24. James McAlister (May 17, 1971)
25. Gail Goodrich (Dec. 13, 1971)
26. Bill Walton (Mar. 7, 1972)
27. Bill Walton (Apr. 3, 1972)
28. Lew Alcindor (Apr. 24, 1972)
29. Tommy Prothro (July 24, 1972)
30. John Wooden (Dec. 25, 1972)
31. Bill Walton (Feb. 5, 1973)
32. Kareem Abdul-Jabbar (Feb. 19, 1973)
33. Bill Walton (Mar. 26, 1973)
34. Bill Walton (Dec. 10, 1973)
35. Bill Walton (Feb. 25, 1974)
36. Jimmy Connors (Mar. 4, 1974)
37. Bill Walton (Mar. 25, 1974)
38. Bill Walton (Apr. 1, 1974)
39. Kareem Abdul-Jabbar (May 20, 1974)
40. Jimmy Connors (July 15, 1974)
41. Kareem Abdul-Jabbar and Bill Walton (Oct. 14, 1974)
42. David Meyers (Feb. 17, 1975)
43. Jimmy Connors (May 5, 1975)
44. Arthur Ashe (July 14, 1975)
45. Dwight Stones (June 14, 1976)
46. Shirley Babashoff (July 19, 1976)
47. Jimmy Connors (Sept. 20, 1976)
48. Bill Walton (Dec. 23, 1976)
49. Kareem Abdul-Jabbar (Feb. 14, 1977)
50. Sidney Wicks (Apr. 25, 1977)
51. Bill Walton and Kareem Abdul-Jabbar (May 27, 1977)
52. Bill Walton (June 13, 1977)
53. Bill Walton (Aug. 21, 1978)
54. Jimmy Connors (Sept. 18, 1978)
55. Bill Walton (Oct. 15, 1979)
56. Darren Daye (Mar. 31, 1980)
57. Kareem Abdul-Jabbar (May 5, 1980)
58. Kareem Abdul-Jabbar (Dec. 15, 1980)
59. Wendell Tyler (Aug. 24, 1981)
60. Jimmy Connors (July 12, 1982)
61. Jimmy Connors (Sept. 20, 1982)
62. Kareem Abdul-Jabbar (May 9, 1983)
63. Kareem Abdul-Jabbar (Feb. 1984)
64. Dwight Stones (July 2, 1984)
65. Rafer Johnson (Aug. 6, 1984)
66. Kareem Abdul-Jabbar (June 10, 1985)
67. Kareem Abdul-Jabbar (June 17, 1985)
68. Kareem Abdul-Jabbar (Dec. 23, 1985)
69. Kareem Abdul-Jabbar (May 26, 1986)
70. Kareem Abdul-Jabbar (June 22, 1987)
71. Jackie Joyner-Kersey (Sept. 14, 1987)
72. Kareem Abdul-Jabbar (Apr. 18, 1988)
73. Florence Griffith Joyner (July 25, 1988)
74. Jackie Joyner-Kersey and Florence Griffith Joyner (Oct. 10, 1988)
75. Florence Griffith Joyner (Dec. 26, 1988)
76. Kareem Abdul-Jabbar (Jan. 23, 1989)
77. Troy Aikman (Aug. 29, 1989)
78. Troy Aikman (Aug. 27, 1990)
79. Mike Powell (Sept. 9, 1991)
80. Jimmy Connors (Sept. 16, 1991)
81. Jay Schroeder (Dec. 16, 1991)
82. Jackie Joyner-Kersey (July 22, 1992)
83. Gail Devers (Aug. 10, 1992)
84. Arthur Ashe (Dec. 21, 1992)
85. Troy Aikman (Feb. 8, 1993)
86. Arthur Ashe (Feb. 15, 1993)
87. Troy Aikman (1993 Year in Pictures)
88. Troy Aikman (Aug. 1, 1994)
89. Troy Aikman (Jan. 16, 1995)
90. Ed O'Bannon (Apr. 10, 1995)
91. Tyus Edney (April 1995) (UCLA Commemorative Issue)
92. Steve Bono (Sept. 2, 1996)
93. Cameron Dollar (Basketball Issue)
94. Kareem Abdul-Jabbar (Nov. 11, 1996)
95. Jackie Robinson (May 5, 1997)
96. Joy Fawcett (Dec. 20, 1999)
97. Baron Davis (May 21, 2001)
98. Troy Glaus (November 2002) (Angels Commemorative Issue)
99. Dan Guerrero (May 5, 2003)
100. John Wooden (March 22, 2004)
101. U.S. Olympic Softball Team (Aug. 30, 2004)
102. 50th Anniversary Edition (Sept. 27, 2004)
103. Kareem Abdul-Jabbar (Dec. 27, 2004)
104. NCAA Basketball Preview (Mar. 21, 2005)
105. Drew Olson (Oct. 31, 2005)
106. NCAA Basketball Preview (Mar. 20, 2006)
107. Troy Aikman (Pro Football Hall of Fame Commemorative Issue) (August 2006)
108. Chase Utley (Aug. 14, 2006)
109. Jonathan Ogden (Sept. 25, 2006)
110. Faces in The Crowd (Dec. 15, 2006)
111. NCAA Basketball Preview (Mar. 19, 2007)
112. Kevin Love (Nov. 19, 2007)
113. Kevin Love (Mar. 24, 2008)
114. Kevin Love (Mar. 31, 2008)
115. Kevin Love (Apr. 7, 2008)
116. Maurice Jones-Drew (Sept. 1, 2008)
117. College Football Commemorative (Sept. 2008)
118. Darren Collison/Josh Shipp (NCAA Basketball Preview) (Mar. 23, 2009)
119. Kenny Washington (Oct. 12, 2009)
120. Jasmine Dixon (NCAA Basketball Preview) (Mar. 22, 2010)
121. John Wooden (June 14, 2010)
122. Reeves Nelson (NCAA Basketball Preview) (Mar. 21, 2011)




UCLA Student-Athletes Have Job Market Success



Cormac Carney, Football
U.S. District Court Judge



Ato Boldon, Track & Field
Announcer NBC, Universal
Sports



Eric Lin, Tennis
Medical Doctor



Anita Ortega, Basketball
LAPD Captain

Name, Sport	Position
Gary Beban , Football	Sr. Exec. Dir., CB Richard Ellis
Eric Biefeld , Soccer	Firefighter, La Habra, CA
Pete Blackman , Basketball	UCLA Vice-Chancellor
Bethany Bogart , Soccer	Lawyer, Los Angeles
Ato Boldon , Track & Field	Announcer NBC, Universal Sports
Jamie Brown , Basketball	L.A. County Fire Captain
Cormac Carney , Football	US Dist. Court Judge (So. Calif)
Kay Cockerill , Golf	Golf Analyst, NBC-Golf Channel
Courteney Cosso , Soccer	Director, Bruin Varsity Club
Alex Decret , Tennis	Landscape Architect, Los Angeles
Maura Driscoll-Farden , Gymnastics	Broadcaster Lifetime, USA Network
Joel Farkas , Golf	Chairman, JF Real Estate Dev.
Amanda Freed , Softball	Broadcaster, ESPN; Fox Sports West
Ryan Futagaki , Soccer	Sales Executive, LA Medical Corp.
Jen Gardner , Softball	Real Estate Attorney, No. Calif.
Roy Hamilton , Basketball	VP of Production, Fox Sports Net
Tim Harris , Soccer	Sr. VP of Business, Los Angeles Lakers
Melanie Hom , Soccer	Ophthalmologist, San Francisco
Tim Kelly , Volleyball	President, Bring It Promotions
Eric Lin , Tennis	Residency, UCLA Medical Center
Ryan McGuire , Baseball	UCLA MBA; Manager, Bus. Dev.
Bob Myers , Basketball	Asst. GM, Golden State Warriors
Heidi Moneymaker , Gymnastics	Hollywood Stunt Woman, TV-Movies
Heath Montgomery , Tennis	Dentist, Santa Barbara, CA
Paul Nihipali , Volleyball	Movie Director, Video Producer
Anita Ortega , Basketball	Captain, Los Angeles Police Dept.
Doug Partie , Volleyball	President, A.B. Technical Systems
James Puffer , Water Polo	Exec. Dir. Amer. Family Practice, Louisville
Paula Rasmussen , Gymnastics	Pediatrician, Cedars-Sinai Med. Ctr.
Jill Ratner , Soccer	VP of Litigation, Fox Broadcasting
Mike Reider , Golf	Sr. VP/Manager, Union Bank of Calif.
Mary Ricks , Softball	President; Commercial Real Estate, Beverly Hills
Dr. Julie Romias , Volleyball	Doctor, Kaiser Inglewood
Tasha Schwikert , Gymnastics	Broadcaster, NBC Universal; Actress
LaRee Sugg , Golf	Senior Women's Admin., Richmond Univ.
Stacy Sunny , Softball	Production Manager, Fox Sports Net
Necie Thompson , Basketball	FBI Agent, California
Kevin Walker , Basketball	UCLA MBA; GM Amer. Assoc Hockey
Jeff Williams , Volleyball	Sr. Acct. Executive, EMC Corp.
Chuck White , Golf	Voice-over Actor, Bus. Consultant
Dr. Bryan Wiley , Football	Orthopaedic Surgeon
Joel Wolfe , Baseball	Attorney, Sports Agent for WMG




Roy Hamilton, Basketball;
VP Production, Fox Sports



Tim Harris, Soccer
Los Angeles Lakers VP



Heidi Moneymaker,
Gymnastics
Movie Stuntwoman



Chuck White, Golf
Voice-Over Actor

UCLA Alumni Span The World / Job Market

A Key List of Significant UCLA Alumni Accomplishments



Sean Astin
Samwise Gamgee in
"Lord of the Rings" Trilogy



Francis Ford Coppola
Six-time Academy Award
winner (The Godfather I,
II, III)



Carrie Ann Inaba
Judge for "Dancing with
the Stars"



Gabrielle Union
Movie Actress
"Bring It On"

Name	Significant Accomplishment
Val Ackerman	Former WNBA President; US Olympic Committee
Sean Astin	Samwise Gamgee in "Lord of the Rings" Trilogy, Actor in other major roles, "24"
Catherine Bell	Actress; movies and TV Show "Jag", "Army Wives"
Sara Bareilles	Singer/Composer; 3-time Grammy Nominee for "Love Song," & "King of Anything"
Howard L. Berman	Calif. Congressman in U.S. House of Rep.
Jack Black	Actor; "School of Rock", "Nacho Libre"
Gina Prince-Bythewood	Wrote 'Love & Basketball', 'Secret Life of Bees' Ran track
Brooke Burke	TV Host; Winner 'Dancing With the Stars'
Carol Burnett	Actress, Emmy Award Winner
Nancy Cartwright	Voice of Bart Simpson on "The Simpsons"
Ted Chen	Co-Anchor KNBC "Today in LA"
Francis Ford Coppola	6 Academy Awards (The Godfather I, II, III)
Marilyn McCoo Davis	7-time Grammy Award winner (Fifth Dimension)
Brad Delson	Lead Guitarist, 'Linkin Park'; Multi-Grammy winner
Giada DeLaurentis	Food Network "Everyday Italian"
Rick Dickert	Skyfox, Fox-11 Meteorologist, Emmy Winner
Brenda Ross Dulan	Sr. VP Wells Fargo Bank; Nat. Spokesperson
James Franco	Academy Award Nominee; "127 Hours", "Milk"
Brad Garrett	Won Emmy as Robert in "Everybody Loves Raymond"; 1st Star Search \$100,000 winner
Mariska Hargitay	Actress: "Law & Order"; 2005 Golden Globe winner, Emmy nominee
Mark Harmon	Actor and Producer; CBS "Navy NCIS"; People Magazine "Man of the Year"
Carrie Ann Inaba	Choreographer; Judge on "Dancing w/the Stars"
Heather Locklear	Actress: "Dynasty," "Melrose Place," "Spin City"
Josie Loren	Actress: Kaylie Cruz in TV's "Make It or Break It"
Frank Marshall	President of Kennedy-Marshall; helped produce "Indiana Jones" and "Back to the Future" series
Megan McArthur	Astronaut; Space Shuttle Atlantis
Danica McKellar	Actress: "The Wonder Years;" TV's "West Wing;" Published for mathematics research
Billy Mills	1st black graduate, UCLA Law School; 1st black elected to L.A. City Council: Superior Court Judge
Michael Nash	Presiding Judge, L.A. Juvenile Court
Michael Ovitz	Former CEO, Disney Corporation
Kal Penn	Obama advisor; actor 'House', 'Harold and Kumar'
Tim Robbins	Actor/Producer; 2003 Academy Award winner "Mystic River"; 2003 UCLA Alumnus of the Year
Nobutada Saji	CEO, Suntory, Ltd.; Int. Businessman
Henry Samueli	UCLA Samueli Engineering School; Owner 2007 Stanley Cup Champion Anaheim Ducks
Darren Star	Golden Globe, Emmy nominee as producer of HBO's "Sex In The City;" Assisted "BH 90210" and "Melrose Place"
Robert R. Takasugi	Judge, U.S. District Court; 1st Japanese-American appointed Fed. Court Judge
Antonio Villaraigosa	Mayor of Los Angeles; former Speaker of the California Assembly
Gabrielle Union	Actress; "Bring It On", "Breakin' All the Rules", "Daddy's Little Girl", "Meet Dave"
Casey Wasserman	President, Owner WMG, Businessman
Jaleel White	Actor: Urkel in "Family Matters", Director
Jane Yamamoto	Newscaster-Field Reporter for Fox News-LA
Zev Yaroslavsky	Los Angeles County Supervisor, 3rd District



Kal Penn
Obama Advisor, Actor



Mark Harmon
Actor, Former Football Player
People Mag. "Man of Year"
Star of Navy NCIS



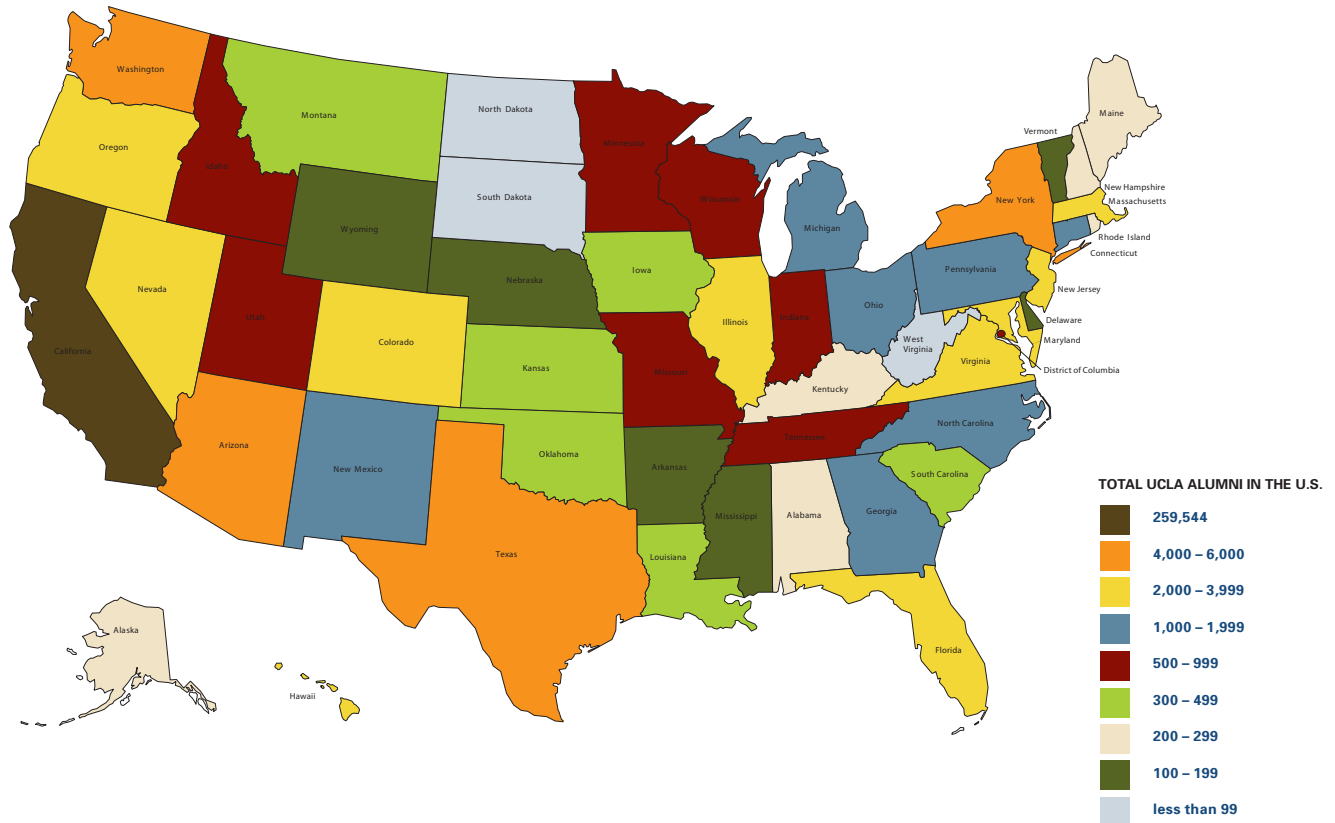
Heather Locklear
Actress
Melrose Place, Spin City



Antonio Villaraigosa
Mayor of Los Angeles;
former Speaker of the
Calif Assembly

UCLA Alumni Networks Cover The World

UCLA Alumni in the United States (3% live in foreign countries)



UCLA Alumni Groups Exist World-Wide (www.UCLAumni.net/FindBruins)

In California

- Los Angeles' Westside
- Downtown Los Angeles
- LA-South Bay/Beach Cities
- Lake Arrowhead Area
- Orange County
- Greater Pasadena
- Palm Springs
- Inland Empire
- San Bernardino and Riverside Counties
- Sacramento
- San Diego County
- San Fernando Valley
- San Francisco/Bay Area
- Santa Clarita
- Ventura County
- Whittier

Outside California

- Boston, MA
- Chicago, IL
- Honolulu, HI
- New York City
- Phoenix, AZ
- Portland, OR
- Seattle, WA
- Washington DC

International

- China
- Hong Kong
- Japan
- Korea
- Singapore
- Taiwan
- Thailand

The Portfolio of the Typical UCLA Graduate

(almost 300,000 alumni were utilized for the figures below along with career center and local area housing statistics)

\$77,500	Average yearly personal income
\$765,355	Average investment portfolio value
\$522,500	Average value of home ownership
92%	Own their own homes or condominiums
51%	Own other real estate properties
68%	Hold management/professional positions
67%	Have done postgraduate studies after UCLA
65%	Donate up to 10% of income to charity
75%	Have traveled outside U.S. in last 2 years

Where UCLA Graduates Live

- 45% Live in Los Angeles County
- 62% Live in Southern California
- 77% Live in the State of California
- 97% Live in the United States

This Is Los Angeles





Art and culture are a very vibrant part of Los Angeles. The Getty Center is just one of many museums in the area. The Disney Concert Hall is also a short drive from campus. Westwood, a suburb of Los Angeles, offers UCLA students and the surrounding communities many entertainment options. Movie premieres are a common occurrence as stars often visit the Fox Theater for opening night. Westwood is home to numerous coffee shops, stores and restaurants and is just minutes from campus.



This Is Los Angeles

The city of Los Angeles is internationally recognized as America's leader in the entertainment and communications industries, as well as tourism and recreation. Los Angeles and surrounding Orange County offer numerous options for fun and entertainment. Southern California is home to two NBA, NHL, MLB and MLS teams. Los Angeles also has played host to numerous sporting events including the XGames, World Cup, Super Bowl and Olympics. Southern California also has three amusement parks - Knotts Berry Farm, Magic Mountain and Disneyland.



Westwood Village Directory

Westwood Village is attached to the UCLA campus and a five minute walk from the UCLA residence halls, fraternities or sororities. Here are resources available to go with the ASUCLA Student Union.



BANKS:

Bank of America
Bank of the West
Chase
CitiBank
Wells Fargo

CELL PHONES:

AT&T
Sprint
T-Mobile
Verizon

DEPARTMENT STORES

Best Buy
Radio Shack
Target (opens fall '12)
Toys R Us Express

DRUGS/GENERAL ITEMS

CVS Pharmacy
Rite-Aid
7-11 Store

JEWELRY/ WATCHES

Sarah Leonard Jewelers

MARKETS

Ralph's
Trader Joe's
Whole Foods

MOVIES:

AMC Avco
Landmark Theatre
Regency Theatres
Westwood Crest

RESTAURANTS:

Barney's Beanery
(Sports Bar)
BJ's
CPK
Jerry's Deli
Headlines
Napa Valley Grill
Novel Cafe
Palomino's

HEALTH:

UCLA Medical Center
Village Eyes Optometry

FAST FOOD:

Burger King
Chipotle
Diddy Riese Cookies
Domino's Pizza
El Pollo Loco
In-N-Out Burger
Jersey Mike's

HAIR STYLING:

KAMI's
Oakley's

CULTURE:

Geffen Playhouse
Hammer Museum

Beaches/Attractions/Malls Near The UCLA Campus

Top 7 Beaches Near UCLA Campus

Santa Monica Beach/Pier Malibu Beach
Will Rogers State Beach Venice Beach
Hermosa Beach Manhattan Beach
Marina del Rey (Beach/Boating Area)

Attractions/Malls near UCLA campus

Academy of Motion Pictures
Armand Hammer Museum

*Beverly Center
*Century City Mall
Disney Concert Hall

*Fox Hills Mall
Getty Center
Grauman's Chinese Theatre

Greek Theatre
Griffith Observatory

Hollywood Bowl
Hollywood Walk of Fame

House of Blues
*Howard Hughes Promenade
*Kodak Theatre & Mall

La Brea Tar Pits
Melrose Avenue
Museum of Natural History

Museum of Tolerance
Old Town Pasadena

Queen Mary
Riviera Country Club

Rodeo Drive
Santa Monica Pier

The Sunset Strip

*Third Street Promenade

Universal Studios
Universal City Walk

*Westside Pavilion

*Malls short driving from UCLA Campus

Ackerman Student Union Services

B LEVEL

ADIDAS - UCLA team store
BEARWEAR - UCLA Clothing Store
BOOKZONE - Wide variety, author signings
CARD, GIFT, POSTER SHOP - For any occasion
CLINIQUE STORE - Beauty services
COMPUTER STORE - Various electronic needs
MARKET PLACE - Sundries & snacks
THINK GREEN SHOP - Special 'green' items

A LEVEL

ATM MACHINES - Bank of America, Wells Fargo, Chase, others
BRUIN BUZZ CAFE - Best in coffees & snacks
CAMPUS CUTS - Hair Salon
CAMPUS PHOTO - Digital, photo needs
COOPERAGE - Giant Screen TV - Food: Carl's Jr, Taco Bell, Curbside
GAME ON - Video, online games
JAMBA JUICE - Smoothies, yogurt
LECTURE NOTES - Subscription course notes
STUDENT INFO DESK - Room reservations
TEXTBOOKS - All classes, Book Buyback
TSUNAMI - Sushi, Japanese noodles, soups
U.S. POST OFFICE - Full service operation
VIEWPOINT LOUNGE - TV's, music, games

FIRST FLOOR

GREENHOUSE - Salad bar, soups, health items
PANDA EXPRESS - Chinese entrees
RUBIO'S - Fish tacos, burritos, health-mex
RX CANDY - Candy by the ounce
SBARRO - Italian entrees, pasta, pizza
WETZEL'S PRETZELS/RELAXATION - Bakery, pretzels, teas & boba drinks

SECOND FLOOR

GRAND BALLROOM - Campus Events, Movies & Speakers
MEETING ROOMS - Seating for 12 to 45

THIRD FLOOR

STUDY LOUNGES - Open seating, extended hours
MEETING ROOMS - Seating for 12 to 35

WEBSITE:

www.ASUCLA.UCLA.edu



Maximum Media Exposure

Over the past ten years, UCLA has had over 95% of its football and men's basketball games broadcast live on television. UCLA 'BruinTalk' covers all UCLA sports and runs weekly over UCTV, UCLA YouTube and Dish Network. Numerous other events are televised live over ESPN or Fox Sports West.

Live Olympic Sport Internet Broadcasts

All of UCLA's home events in women's basketball, volleyball, baseball, soccer and most matches in water polo are broadcast live at www.uclabruins.com. All road games in w. basketball and selected other road events are also broadcast live.

Award-Winning Website

www.UCLABruins.com is one of the most recognized websites in the world

Media Training

"Staged" videos and print interview sessions are used to help prepare student-athletes for dealing with the media

122

Current and former Bruins have been featured on 122 *Sports Illustrated* covers

13

Thirteen local newspapers cover the Bruins throughout the season

7

Seven local television stations cover the Bruins - KCBS, KNBC, KTLA, KABC, KCAL, KTTV & FSN Prime Ticket

3

The Los Angeles area is home to three local sports talk radio stations

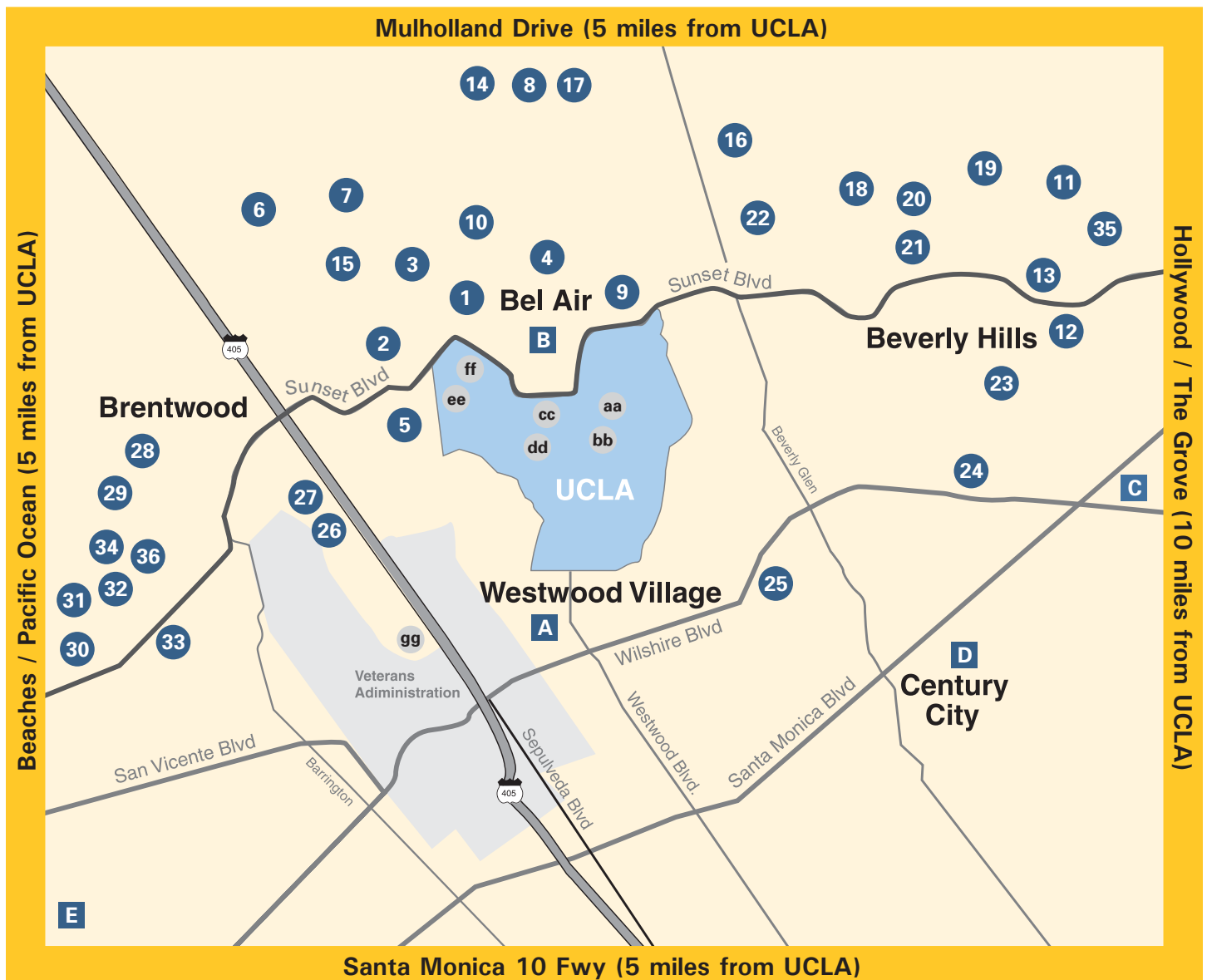


FORMER UCLA ATHLETES WORKING IN ELECTRONIC MEDIA

Name	Sport	Media Position
Kareem Abdul-Jabbar	Basketball	Actor/Sportscaster (Movies, CBS)
Troy Aikman	Football	Sportscaster (FOX)
Charles Arbuckle	Football	Sportscaster (ESPNU)
Ato Boldon	Track & Field	Sportscaster (NBC/Universal Sports)
Mitchell Butler	Basketball	Sportscaster (Fox Sports Net)
Kay Cockerill	Golf	Sportscaster (Golf Channel)
Wayne Cook	Football	Sportscaster (AM570 KLAC Radio)
Randy Cross	Football	Sportscaster (CBS/CBS College Sports/Sirius)
Tim Daggett	Gymnastics	Sportscaster (NBC)
Terry Donahue	Football	Sportscaster (Radio/TV)
Maura Driscoll-Farden	Gymnastics	Host (USA/Medical Channel)
Danny Farmer	Football/VB	Sportscaster (Prime Ticket)
Sean Farnham	Basketball	Sportscaster (ESPN)
Tom Feuer	Track & Field	Exec. Producer (FS West/Prime Ticket)
Amanda Freed	Softball	Sportscaster (ESPN/Fox Sports Net)
Leslie Gudel	Rowing	Studio Host (Comcast)
Roy Hamilton	Basketball	Coord. Producer (Fox Sports Net)
Mark Harmon	Football	Actor (Movies, TV)

Name	Sport	Media Position
Marques Johnson	Basketball	Actor/Sportscaster (Movies/Fox Sports Net)
Eric Karros	Baseball	Sportscaster (FOX)
Karch Kiraly	Volleyball	Sportscaster (NBC Sports/Fox Sports Net/ESPN)
Don MacLean	Basketball	Sportscaster (AM 570 Radio/Fox Sports Net)
Holly McPeak	Volleyball	Sportscaster (Fox Sports Net/Universal)
Reggie Miller	Basketball	Sportscaster (TBS)
David Norrie	Football	Sportscaster (A3C/ESPN)
Ron Pitts	Football	Sportscaster (FOX)
Tom Ramsey	Football	Sportscaster (Fox Sports Net)
Jerome Richardson	Basketball	Sportscaster (Fox Sports Radio)
Jay Schroeder	Football	Sportscaster (Prime Ticket)
Matt Stevens	Football	Sportscaster (AM 570 KLAC Radio)
J.J. Stokes	Football	Sportscaster (Fox Sports Net)
Dwight Stones	Track	Sportscaster (ESPN, Fox Sports Net, NBC)
Rick Walker	Football	Sportscaster (ESPN, Fox Sports Net)
Bill Walton	Basketball	Sportscaster (A3C, ESPN)
Michael Warren	Basketball	Actor (Television/Movies)
James Washington	Football	Sportscaster (Prime Ticket)

UCLA's Community is Where Everybody Wants To Live



- 1 Clint Eastwood
- 2 Tom Cruise/Katie Holmes
- 3 Tom Hanks/Rita Wilson
- 4 Pete Sampras/Bridgette Wilson
- 5 Sean Astin
- 6 Nicolas Cage
- 7 Courteney Cox/David Arquette
- 8 Warren Beatty/Annette Bening
- 9 Kareem Abdul-Jabbar
- 10 Lionel Richie
- 11 Brad Pitt/Angelina Jolie

- 12 Dr. Phil McGraw
- 13 Samuel L. Jackson
- 14 Jack Nicholson
- 15 Ben Affleck/Jennifer Garner
- 16 Kirsten Dunst
- 17 Al Pacino
- 18 Eddie Murphy
- 19 Halle Berry
- 20 Harrison Ford/Calista Flockhart
- 21 John Lithgow
- 22 Paris Hilton
- 23 Casey Wasserman

- 24 Jay Leno
- 25 Charlie Sheen
- 26 Antonio Banderas
- 27 Billy Crystal
- 28 Jim Carrey
- 29 Jackie Chan
- 30 Arnold Schwarzenegger
- 31 Michael Douglas/Catherine Zeta-Jones
- 32 Whoopi Goldberg
- 33 Lindsay Lohan
- 34 Mark Harmon
- 35 David Beckham
36. Reese Witherspoon

Adjacent Sites

- A Westwood Village, UCLA's Mall
- B Bel Air Country Club
- C Beverly Center
- D Century City Mall
- E Santa Monica Promenade

UCLA Sites

- aa Morgan Center
- bb Pauley Pavilion
- cc Drake Stadium
- dd LA Tennis Center
- ee Spieker Aquatics
- ff Easton Stadium
- gg Robinson Stadium